

PUPIL PERFORMANCE REPORT 2019



VOLUME 12

Bhutan Council for School Examinations
and Assessment

PUPIL PERFORMANCE REPORT 2019



VOLUME 12

**Bhutan Council for School Examinations and
Assessment**

PUPIL PERFORMANCE REPORT
EDITION 2019
ACKNOWLEDGMENT

CHIEF ADVISOR

Ms. Jamyang Choeden, Director, BCSEA

ADVISOR

Ms. Kesang Deki Tshering, Controller of Examinations

WRITE UP

Mr. Pema Wangdi, Subject Coordinator, SED
Mr. Shriman Gurung, Subject Coordinator, SED
Mr. Loden Chozin, Subject Coordinator, SED
Ms. Sharda Rai, Subject Coordinator, SED
Ms. Kencho Dem, Subject Coordinator, SED
Mr. Kinley Dorji, Subject Coordinator, SED
Ms. Renuka Chettri, Subject Coordinator, SED
Ms. Sapna Subba, Subject Coordinator, SED

DATA ANALYSIS

Mr. Karma Jigme Lepcha, Subject Coordinator, SED
Mr. Binod Lama Tamang, ICT Technical Associate, IT Unit
Ms. Karma Chuki, Sr. Adm. Assistant, SED

LAYOUT AND DESIGN

Mr. Karma Jigme Lepcha, Subject Coordinator, SED

PUBLISHED BY

School Examination Division, BCSEA
Copyright © 2019 Bhutan Council for School Examinations and Assessment

All rights reserved. No part of this book may be reproduced in any form without permission from the publisher.

FOREWORD

The Pupils' Performance Report for Bhutan Certificate of Secondary Education (BCSE X) for December 2006 examination was published for the first time in the year 2007, five years after the then Bhutan Board of Examinations (BBE) took over the Class X examination from the Council for the Indian School Certificate Examinations (CISCE, India) in 2001.

The Pupils' Performance Report for Bhutan Higher Secondary Education Certificate (BHSEC XII) for December 2007 examination was published for the first time in the year 2008, one year after the then BBE took over the Class XII examination from CISCE, India in 2006.

Initially the Pupils' Performance Report for BCSE and BHSEC were published as separate volumes. For the last few years, both the level of examinations are published in one volume. Since 2012, the Language and Culture Studies (LCSC, classes X & XII) examination has also been a component of the analysis covering all the high stake council examinations conducted by the Bhutan Council for School Examinations and Assessment (BCSEA).

This report is published annually to provide feedback to schools, teachers and other stakeholders on the candidates' performance in the council examinations.

The BCSEA would like to thank all the schools and Supervising Examiners for their unwavering support in conducting the examinations successfully as always.

Further, we would also like to thank the teachers and other participants who attended the Examination Marking Centre.

We look forward to providing similar reports to provide meaningful feedback to support the teaching learning process.



Director

Bhutan Council for School Examinations and Assessment

INTRODUCTION

The Pupils' Performance Report (PPR) on the council examinations for various levels are published annually. The PPR for the 2018 December 2018 BCSE (X), BHSEC (XII) and LCSC (X & XII) examinations endeavors to provide worthwhile observations to our schools, teachers and relevant agencies on the performance of our students.

Some of the main features of this report besides the overall national, dzongkhag-wise and school-wise performance of our students who appeared the examination with regard to pass percentage, mean scores and also gender difference in performance in all subjects are:

1. highlights of the examination;
2. age-wise performance in the BCSE examination;
3. difference in pass percentage with and without continuous assessment for BCSE examination;
4. difference in pass percentage if the pass percentage is raised from 35% to 40% for the BCSE examination;
5. difference in mean for BHSEC subjects with internal assessment (50%);
6. number of candidates who were not awarded pass certificate due to the criterion of passing mandatorily in Dzongkha along with English;
7. chapters on Conduct, Marking And Clerical Recheck highlight the number of participants involved in the conduct of each activity, explains the processes to assess the standard of candidates' achievement at the end of classes X and XII.

We wish our schools, teachers and concerned organisations to make meaning of the report to equip our students with worthwhile abilities to enable them to deal effectively with the demands and challenges of life.

We wish our schools, teachers and students a successful 2019.



Controller of Examinations

Bhutan Council for School Examinations and Assessment

TABLE OF CONTENTS

FOREWORD	III
INTRODUCTION	IV
TABLE OF CONTENTS	V
CHAPTER 1 EXAMINATION HIGHLIGHTS	1
1.1 BHUTAN CERTIFICATE OF SECONDARY EDUCATION (BCSE) 2018 EXAMINATION	1
ལེཚན་དང་པ། ཚེས་རྒྱུགས་ གཙོ་བོད་ཀྱི།	1
1.1 སྤྱི་ལོ་༢༠༡༨ ལོའི་ འབྲུག་འབྲིང་རིམ་བར་མའི་ ཤེས་ཡོན་ལག་ཁྲེར་ ཚེས་རྒྱུགས།	1
1.2 BHUTAN HIGHER SECONDARY EDUCATION CERTIFICATE (BHSEC) 2018 EXAMINATION	2
1.2 སྤྱི་ལོ་༢༠༡༨ ལོའི་ འབྲུག་འབྲིང་རིམ་གོང་མའི་ ཤེས་ཡོན་ལག་ཁྲེར་ཚེས་རྒྱུགས།	3
1.3 LANGUAGE AND CULTURE STUDIES CERTIFICATE (LCSC X) 2018 EXAMINATION	4
1.3 སྤྱི་ལོ་༢༠༡༨ ལོའི་ རྟོག་ཡིག་དང་ལམ་སློབ་སློབ་སྦྱོང་ལག་ཁྲེར་ སློབ་རིམ་༡༠ པའི་ ཚེས་རྒྱུགས།	4
1.4 LANGUAGE AND CULTURE STUDIES CERTIFICATE (LCSC XII) 2018 EXAMINATION	5
1.4 སྤྱི་ལོ་༢༠༡༨ ལོའི་ རྟོག་ཡིག་དང་ ལམ་སློབ་སློབ་སྦྱོང་ལག་ཁྲེར་ སློབ་རིམ་༡༢ པའི་ ཚེས་རྒྱུགས།	5
1.5 PASS CRITERIA AND PASS MARKS	6
1.5 མཐར་འཁྲུལ་ཚད་གཞི་དང་ མཐར་འཁྲུལ་སྒྲུགས་ཚད།	6
CHAPTER 2: CONDUCT OF EXAMINATIONS	8
2.1 BHUTAN CERTIFICATE FOR SECONDARY EDUCATION (X) EXAMINATION	8
ལེཚན་གཉིས་པ། ཚེས་རྒྱུགས་ འགོ་འདྲེན།	8
2.1 འབྲུག་འབྲིང་རིམ་བར་མའི་ ཤེས་ཡོན་ལག་ཁྲེར་(སློབ་རིམ་༡༠ པ།)ཚེས་རྒྱུགས།	8
2.2 BHUTAN HIGHER SECONDARY EDUCATION CERTIFICATE (XII) EXAMINATION	8
2.2 འབྲུག་འབྲིང་རིམ་གོང་མའི་ ཤེས་ཡོན་ལག་ཁྲེར་(སློབ་རིམ་༡༢ པ།)ཚེས་རྒྱུགས།	9
2.3 LANGUAGE AND CULTURE STUDIES (X & XII) EXAMINATION	9
2.3 རྟོག་ཡིག་དང་ལམ་སློབ་སློབ་སྦྱོང་ལག་ཁྲེར་(སློབ་རིམ་༡༠ པ་དང་༡༢ པ།)ཚེས་རྒྱུགས།	9
CHAPTER 3: PROCESS OF MARKING ANSWER SCRIPTS	11
3.1 GENERAL INFORMATION	11

ལེ་ཚན་རྣམས། ལན་ཤོག་དབྱེ་ཞིབ་ཀྱི་བྱ་རིམ།	11
---	----

༤.༡ སྤྱི་བཏང་བཅུ་དོན།	11
-----------------------	----

CHAPTER 4: BHUTAN CERTIFICATE OF SECONDARY EDUCATION 2018 EXAMINATION 17

4.1 OVERALL INFORMATION	17
4.2 NATIONAL SUBJECT/PAPER-WISE PERFORMANCE	17
4.3 NATIONAL SUBJECT/PAPER-WISE MEAN COMPARISON WITH AND WITHOUT CA (CONTINUOUS ASSESSMENT) MARKS	18
4.4 NUMBER OF CANDIDATES WHO WERE UNSUCCESSFUL BECAUSE OF FAILING IN COMPULSORY SUBJECT/S (DZONGKHA AND ENGLISH)	20
4.5 NUMBER OF CANDIDATES WHO SECURED 40% AND ABOVE	20
4.6 NATIONAL AGE WISE PERFORMANCE ACROSS ALL SUBJECTS	20
4.7 DZONGKHAG/THROMDE PERFORMANCE BY PASS PERCENTAGE	22
4.8 DZONGKHAG/THROMDE PERFORMANCE IN SUBJECTS	22
4.9 SCHOOL PERFORMANCE BY PASS PERCENTAGE	30
4.10 SCHOOL PERFORMANCE BASED ON SUBJECT MEAN	33
4.11 OVERALL NATIONAL TOPPERS AND SUBJECT TOPPERS	69

CHAPTER 5: BHUTAN HIGHER SECONDARY EDUCATION CERTIFICATE 2018 EXAMINATION 71

5.1 OVERALL INFORMATION	71
5.2 NATIONAL SUBJECT/PAPER-WISE PERFORMANCE	71
5.3 NATIONAL SUBJECT/PAPER-WISE MEAN AND STANDARD DEVIATION	72
5.4 COMPARISON OF MEAN MARKS WITH AND WITHOUT INTERNAL ASSESSMENT	73
5.5 NUMBER OF CANDIDATES WHO WERE UNSUCCESSFUL BECAUSE OF FAILING IN COMPULSORY SUBJECT/S (DZONGKHA AND ENGLISH)	73
5.6 GENDER-WISE PERFORMANCE BY STREAM	74
5.7 DZONGKHAG/THROMDE PASS PERCENTAGE STREAM-WISE	74
5.8 DZONGKHAG/THROMDE PERFORMANCE BY PASS PERCENTAGE	77
5.9 DZONGKHAG/THROMDE PERFORMANCE IN SUBJECTS	77
5.10 SCHOOL PERFORMANCE	90
5.11 CENTRE PERFORMANCE IN SUBJECTS	91
5.12 CANDIDATES WHO SCORED BELOW 10 MARKS	119
5.13 NATIONAL TOPPERS AND SUBJECT TOPPERS	119

CHAPTER 6: CONTINUING EDUCATION AND NON-FORMAL EDUCATION INSTRUCTOR CATEGORY 123

6.1 OVERALL INFORMATION	123
-------------------------	-----

6.2	CONTINUING EDUCATION CANDIDATES PERFORMANCE CENTRE WISE	124
6.3	NON FORMAL EDUCATION INSTRUCTOR SUBJECT/PAPER-WISE PERFORMANCE	124
CHAPTER 7: LANGUAGE AND CULTURE STUDIES CERTIFICATE (X) 2018 EXAMINATION		126
7.1	GENERAL INFORMATION	126
7.2	OVERALL SUBJECT-WISE PERFORMANCE	126
7.3	NUMBER OF CANDIDATES WHO WERE UNSUCCESSFUL BECAUSE OF FAILING IN COMPULSORY SUBJECT/S (DZONGKHA, ENGLISH OR NGAGDON)	126
7.4	NATIONAL TOPPERS	127
7.5	NATIONAL SUBJECT TOPPERS	127
CHAPTER 8: LANGUAGE AND CULTURE STUDIES CERTIFICATE (XII) 2018 EXAMINATION		128
8.1	OVERALL INFORMATION	128
8.2	CENTRE WISE PERFORMANCE IN SUBJECTS	128
8.3	SUBJECT/PAPER WISE PASS PERCENTAGE	129
8.4	NUMBER OF CANDIDATES WHO WERE UNSUCCESSFUL BECAUSE OF FAILING IN COMPULSORY SUBJECT/S (DZONGKHA AND ENGLISH)	130
8.5	COMPARISON OF MEAN MARKS WITH AND WITHOUT INTERNAL ASSESSMENT	130
8.6	NATIONAL LCSC XII TOPPERS	131
8.7	NATIONAL SUBJECT TOPPERS	131
CHAPTER 9: CLERICAL RECHECK		132
ལེ་ཚན་༩ བ། ལན་ཤོག་བསྐྱར་ཞིབ།		132
9.1	BHUTAN CERTIFICATE OF SECONDARY EDUCATION (X) EXAMINATION	132
༩.༡	འབྲུག་འབྲིང་རིམ་བར་མའི་(X)ཚཱ་རྒྱལ་མ།	133
9.2	BHUTAN HIGHER SECONDARY EDUCATION CERTIFICATE (XII) EXAMINATION	134
༩.༢	འབྲུག་འབྲིང་རིམ་གོང་མའི་(XII)ཚཱ་རྒྱལ་མ།	134
9.3	LANGUAGE AND CULTURE STUDIES CERTIFICATE (XII) EXAMINATION	136
༩.༣	རྐང་ཡིག་དང་ལམ་སློབ་སློབ་སྦྱོང་གི་ལག་འཁུར་(XII)ཚཱ་རྒྱལ་མ།	136

ACRONYMS

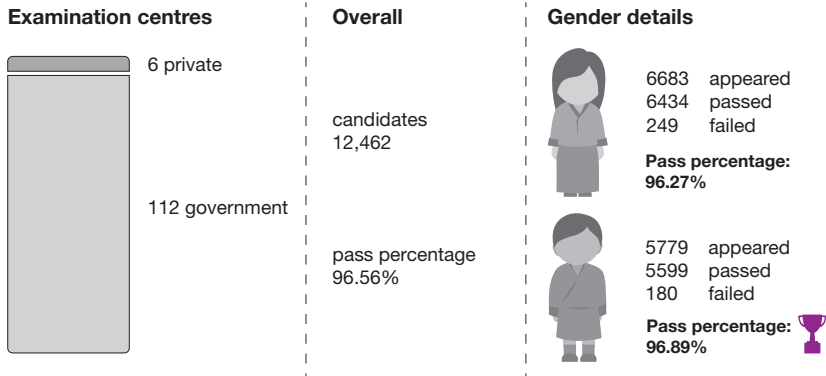
AgFS	Agriculture for Food Security
BBE	Bhutan Board of Examinations
BCSE	Bhutan Certificate of Secondary Education
BHSEC	Bhutan Higher Secondary Education Certificate
CA	Continuous Assessment
CE	Continuing Education
CISCE	Council for the Indian School Certificate Examinations
CS	Central School
HCG	History, Civics and Geography
HCG I	History and Civics
HCG II	Geography
HSS	Higher Secondary School
LCSC	Language and Culture Studies Certificate
MSS	Middle Secondary School
NC	New Curriculum
NFEI	Non-Formal Education Instructor
OC	Old Curriculum
PCA	Pass Certificate Awarded
PCNA	Pass Certificate Not Awarded
PVT	Private
REG	Regular
SD	Standard Deviation
SE	Supervising Examiner
SUP	Supplementary
SUPW	Socially Useful Productive Work
VSDC	Vocational Skills Development Course

DISCLAIMER

This is to inform all that some of the school/centre names may have undergone changes at the time of this reporting due to the change in the status from middle or higher secondary to central school.

CHAPTER 1 EXAMINATION HIGHLIGHTS

1.1 BHUTAN CERTIFICATE OF SECONDARY EDUCATION (BCSE) 2018 EXAMINATION



- » The subject-wise pass percentages obtained in the examination: English 99.91%; Dzongkha 99.69%; Mathematics 97.01%; HCG 96.36%; Science 94.34%; Economics 96.12%; Computer Applications 99.92% and Environmental Science 99.02%.
- » The examination has been conducted in 10 written subjects of which 2 are foreign second languages (Hindi and Korean).
- » Trashigang dzongkhag has the highest pass percentage of 99.46%.
- » The cut off point for BCSE examination 2018 for getting admission into government school was 59.4%.

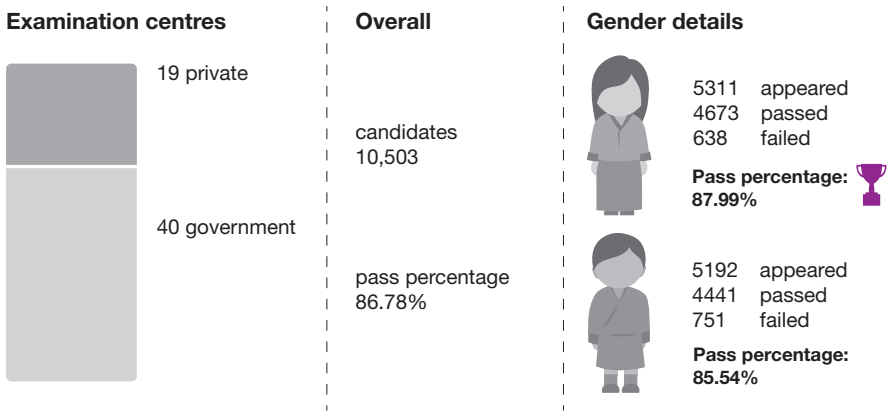
ལེའོ་འཇུག་ལྷན་ཚོགས་ཀྱི་འཇུག་གཞི་བཟོ་བྱེད་ཀྱི་གཞི་རྒྱུ་

༡.༡ སྤྱི་ལོ་༢༠༡༨ ལོའི་ འབྲུག་འབྲིང་རིམ་བར་མའི་ ཤེས་ཡོན་ལག་ཁྲེར་ ཚོས་ཀློག་པུ་

- » ཡོད་བཞེན་པའི་ མི་རིམ་ཚུ་གི་ཚོས་ཀློག་པུ་གི་དོན་ལུ་ འབྲུག་འབྲིང་རིམ་བར་མའི་ ཤེས་ཡོན་ལག་ཁྲེར་གི་ ཚོས་ཀློག་པུ་བ་༡༡༨ ཡོད་ས་ལས་༡༡༩ གཞུང་གི་སློབ་ལྷན་དང་༤ རྒྱུ་གི་སློབ་ལྷན་ཡིན།
- » ཚོས་ཀློག་པུ་ནང་ལུ་ སློབ་ལྷན་ཡོངས་བསྡེམས་༡༩,༤༤༩ གྱིས་ བཅའ་མར་གཏོགས་ཅི།
- » ཚོས་ཀློག་པུ་ནང་ལུ་ བུམོ་༤༤༨༩ གྱིས་ བཅའ་མར་གཏོགས་ཅི།
- » བུམོ་༤༤༩༤ གིས་མཐར་འཁྲུལ་ལུག་
- » བུམོ་༩༤༩ གིས་ མཐར་འཁྲུལ་མ་ཚུགས་པས།
- » ཚོས་ཀློག་པུ་ནང་ལུ་ བུམོ་༥༡༡༩ གིས་ བཅའ་མར་གཏོགས་ཅི།
- » བུམོ་༥༡༩༩ གིས་ མཐར་འཁྲུལ་ལུག་

- » བུ་ཚོ་ ༡༤༠ གིས་ མཐར་འཁྱོལ་མ་རྒྱུགས་པས།
- » མཐར་འཁྱོལ་བརྒྱ་ཚད་ ༤༤.༥༤% ཡིན་པས།
- » ཚོས་རྒྱུགས་ནང་ལུ་ མཐར་འཁྱོལ་བརྒྱ་ཚད་འཁྲིལ་བ་ཅིན་ བུ་ཚོ་གི་བརྒྱ་ཚད་(༤༤.༤༤%) ཏང་། བུ་ཚོ་གི་བརྒྱ་ཚད་ (༤༤.༤༤%) ཡིན་མ་ལས་ བུ་ཚོ་དང་འཕྲད་པ་ད་བུ་ཚོ་དྲག་པས།
- » ཚོས་རྒྱུགས་ནང་ལུ་ ཐོབ་ཡོད་པའི་ ཚོས་ཚན་རིམ་བཞི་ཉིན་གྱི་ མཐར་འཁྱོལ་བརྒྱ་ཚད།
- » ཡིང་ལིག་ ༡༡.༡༡% ཏང་། རྫོང་ཁ་ ༡༡.༡༡% | ཡང་ཅུས་ ༡༡.༡༡% | འབྲུང་རབས་དང་ས་ཆ་རིག་པ་ ༤༤.༤༤% | ཚན་རིག་ ༤༤.༤༤% | དཔལ་འབྱོར་རིག་པ་ ༤༤.༤༤% | སློབ་རིག་ ༤༤.༤༤% | མཐར་འཁྱོལ་ཚན་རིག་ ༤༤.༤༤% ཡིན་པས།
- » ཚོས་རྒྱུགས་སྐབས་ འབྲི་རྒྱུགས་ཚོས་ཚན་ ༡༠ ཏང་། ཕྱི་རྒྱུལ་གྱི་ རྐང་ལིག་གཉིས་པའི་ཚོས་ཚན་གཉིས་ (ཉིན་རྗེ་དང་ཀོ་རི་ཡུན་) འགོ་འདྲེན་འཐབ་ཡོད་པ་ཡིན།
- » བུ་ཚོ་གིས་རྒྱང་རྫོང་ཁག་གིས་ མཐར་འཁྱོལ་བརྒྱ་ཚད་ ༤༤.༤༤% ཐོབ་ཡོད་པ་ལས་ མཐོ་ཤོས་ཡིན་པས།
- » སྤྱི་ལོ་ ༢༠༡༤ ལོའི་ འབྲུག་འབྲིང་རིམ་བར་མའི་ ཤེས་ཡོན་ལག་ཁྱེར་གྱི་ཚོས་རྒྱུགས་ཀྱི་ གཞུང་གི་སློབ་གྲྭའི་སློབ་རིམ་ ༡༡ པའི་ཚན་གཞི་འདི་ བརྒྱ་ཚད་ ༤༤.༤༤% ལུ་ མོས་ཐག་བཅད་ལུག

1.2 BHUTAN HIGHER SECONDARY EDUCATION CERTIFICATE (BHSEC) 2018 EXAMINATION



Streamwise information

Arts	Commerce	Science
<p>Appeared 4372 Pass percent 86.51%</p>	<p>Appeared 3476 Pass percent 79.92%</p>	<p>Appeared 2655 Pass percent 96.20%</p>

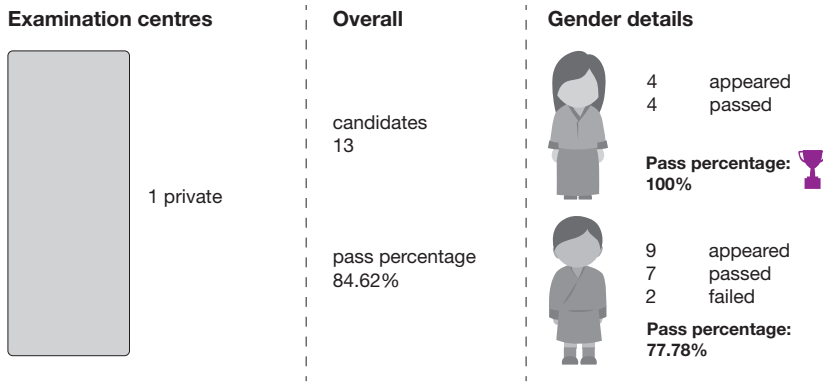
- » The subject-wise pass percentages obtained in the examination: English 93.33%; Dzongkha 97.80%; Dzongkha Rigzhung 99.85%, Literature in English 100%, Mathematics 92.56%; Business Mathematics 71.43%; History (NC) 93.99%; History (OC) 81.17%; Geography 97.90%; Commerce 73.68%; Accountancy 83.46%; Physics 98.68%; Chemistry 93.71%; Biology 99.03%; Economics 70.69%; Computer Studies 88.26%; Agriculture for Food Security 98.98%; Environmental Science 100%; Media Studies 100% and Hindi 80%.
- » The examination has been conducted in 17 written subjects of which 1 is a foreign second language (Hindi).
- » Punakha dzongkhag has the highest pass percentage of 97.72%.

༡.༢ སྤྱི་ལོ་༢༠༡༢ ལོའི་ འབྲུག་འབྲིང་རིམ་གོང་མའི་ ཤེས་ཡོན་ལག་ཁྱེར་ཚོས་རྒྱགས།

- » ཡོད་བཞིན་པའི་ མི་ངོམ་ཚུ་གི་ཚོས་རྒྱགས་ཀྱི་དོན་ལུ་ ཚོས་རྒྱགས་ལྷེ་བ་ལཱ་ ཡོད་ས་ལས་༤༠ གཞུང་གི་སློབ་གྲྭ་ ༧༧ སླེར་གྱི་སློབ་གྲྭ་ཨིན།
- » ཚོས་རྒྱགས་ནང་ལུ་ སློབ་ཚུག་ཡོངས་བསྡོམས་༡༠,༥༠༩ གྱིས་ བཅའ་མར་གཏོགས་ཅི།
- » ཚོས་རྒྱགས་ནང་ལུ་ བུམོ་༥༩༡༡ གྱིས་ བཅའ་མར་གཏོགས་ཅི།
- » བུམོ་༤༦༧༩ གྱིས་ མཐར་འཁྱོལ་ལུ་གྱུག།
- » བུམོ་༤༩༩ གྱིས་ མཐར་འཁྱོལ་མ་ཚུགས་པས།
- » ཚོས་རྒྱགས་ནང་ལུ་ བུམོ་༥༡༧༩ གྱིས་ བཅའ་མར་གཏོགས་ཅི།
- » བུམོ་༤༤༤༡ གྱིས་ མཐར་འཁྱོལ་ལུ་གྱུག།
- » བུམོ་༧༥༡ གྱིས་ མཐར་འཁྱོལ་མ་ཚུགས་པས།
- » མཐར་འཁྱོལ་བརྒྱ་ཚ་༥༤.༧༥% ཨིན་པས།
- » ཚོས་རྒྱགས་ནང་ལུ་ མཐར་འཁྱོལ་བརྒྱ་ཚ་དང་འབྲེལ་བ་ཅིན་ བུམོ་གི་བརྒྱ་ཚ་(༥༧.༧༧%)དང་ བུམོ་གི་བརྒྱ་ཚ་ (༥༥.༥༤%) ཨིན་མ་ལས། བུམོ་དང་འབྲེལ་བ་ད་བུམོ་བྲག་པས།
- » སློབ་ཚན་རེ་རེ་བཞིན་གྱི་བདེ་དོན།
- » ཚོས་རྒྱགས་ནང་ལུ་ ནང་རིག་སློབ་ཚན་གྱི་ མི་ངོམ་ཡོངས་བསྡོམས་༤༩༧༩ གྱིས་ བཅའ་མར་གཏོགས་ཡོད་མི་ལས་ བརྒྱ་ཚ་༥༤.༥༡% གྱིས་ མཐར་འཁྱོལ་ལུ་གྱུག།
- » ཚོས་རྒྱགས་ནང་ལུ་ ཚོང་རིག་སློབ་ཚན་གྱི་ མི་ངོམ་ཡོངས་བསྡོམས་༩༤༧༤ གྱིས་ བཅའ་མར་གཏོགས་ཡོད་མི་ ལས་ བརྒྱ་ཚ་༧༧.༧༩% གྱིས་ མཐར་འཁྱོལ་ལུ་གྱུག།
- » ཚོས་རྒྱགས་ནང་ལུ་ ཚན་རིག་སློབ་ཚན་གྱི་ མི་ངོམ་ཡོངས་བསྡོམས་༢༤༥༥ གྱིས་ བཅའ་མར་གཏོགས་ཡོད་མི་ལས་ བརྒྱ་ཚ་༧༤.༩༠% གྱིས་ མཐར་འཁྱོལ་ལུ་གྱུག།
- » ཚོས་རྒྱགས་ནང་ལུ་ཐོབ་ཡོད་པའི་ ཚོས་ཚན་རེ་རེ་བཞིན་གྱི་ མཐར་འཁྱོལ་བརྒྱ་ཚ།
- » ཨིང་ལི་ཤ་༧༩.༩༩% དང་། རྫོང་ལ་༧༧.༩༠% | རྫོང་ལ་རིག་གཞུང་༧༧.༧༥ | ཨིང་ལི་ཤ་རྩོམ་རིག་༡༠༠% | ཨང་ རྩོམ་རིག་པ་༧༩.༥༤% | ཚོང་འབྲེལ་ཨང་རྩོམ་༧༡.༤༩% | འབྲུང་རབས་(རྩ་གཞུང་གསར་པ་)༧༩.༧༧% | འབྲུང་ ບབས་(རྩ་གཞུང་རྗེས་འཇུག་)༧༩.༧༧% | ས་ཚ་རིག་པ་༧༧.༧༠% | ཚོང་རིག་༧༩.༧༥% | རྩོམ་རིག་༧༩.༤༤% |

- དངོས་ལམས་རིག་པ་ ༩༤.༦༤% | རྫོང་སྐད་རིག་པ་ ༩༩.༥༡% | སྐྱེ་ལུན་རིག་པ་ ༩༩.༠༩% | དཔལ་འབྱོར་རིག་པ་ ༡༠.༦༩% | སློབ་རིག་ ༥༥.༩༦% | སོ་ནམ་དང་བཟའ་འཐུང་ཉེན་སྲུང་ ༩༤.༩༤% | མཐའ་འཁོར་ཚན་རིག་ ༡༠༠% | བརྟམ་བརྟམ་ཡོན་ ༩༩.༩༠% | ཉིན་རྒྱུ་ ༥༠% ཡིན་པས།
- » ཚོས་རྒྱལ་སྐབས་ འབྲི་རྒྱལ་སྐབས་ཚན་ཚན་ ༡༥ དང་། ཕྱི་རྒྱལ་གྱི་ རྟན་ཡིག་གཉེས་པའི་ ཚོས་ཚན་གཅིག་(རྒྱ་རྒྱུ་) འགོ་འདྲན་འཐབ་ཡོད་པ་ཡིན།
 - » སྐྱེ་ལུན་འཐབ་ཡོད་པ་ ༩༤.༦༤ % ཐོབ་ཡོད་པ་ལས་ མཐོ་ཤོས་ཡིན་པས།

1.3 LANGUAGE AND CULTURE STUDIES CERTIFICATE (LCSC X) 2018 EXAMINATION



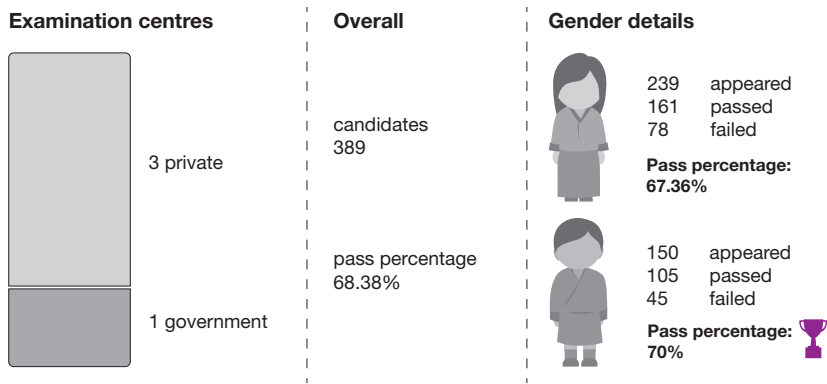
- » The subject-wise pass percentages obtained in the examination: English 84.62%; Dzongkha 100%; Ngagdon 100%; Kaned Selwai Melong 100% and Nyerkho Namshed 92.31%.
- » The examination has been conducted in 5 written subjects.

1.3 སྐྱེ་ལུན་འཐབ་ཡོད་པའི་ རྟན་ཡིག་དང་ལམས་སྐོལ་སྐོལ་སྐོལ་ལག་ལུང་ སྐོལ་རིམ་ ༡༠ པའི་ ཚོས་རྒྱལ་སྐབས་

- » ཡོད་བཞེན་པའི་ མི་ངོས་ཚུ་གི་ཚོས་རྒྱལ་སྐབས་ཀྱི་དོན་ལུ་ ཚོས་རྒྱལ་སྐབས་ལྟེ་བ་ ༡ ཡོད་མི་དེ་ཡང་ མེར་གྱི་སྐོལ་སྐོལ་སྐོལ་ལག་ལུང་ ཡིན།
- » ཚོས་རྒྱལ་སྐབས་ལྟེ་བ་ སྐོལ་སྐོལ་ལྟེ་བ་བསྐོལ་སྐོལ་ ༡༥ གྱིས་ བཟའ་མར་གཏོགས་ཅི།
- » ཚོས་རྒྱལ་སྐབས་ལྟེ་བ་ སྐོལ་སྐོལ་ ༤ གྱིས་ བཟའ་མར་གཏོགས་ཅི།
- » སྐོལ་སྐོལ་ ༤ གྱིས་ མཐའ་འཐུང་ལུག་
- » ཚོས་རྒྱལ་སྐབས་ལྟེ་བ་ སྐོལ་སྐོལ་ ༩ གྱིས་ བཟའ་མར་གཏོགས་ཅི།
- » སྐོལ་སྐོལ་ ༧ གྱིས་ མཐའ་འཐུང་ལུག་
- » སྐོལ་སྐོལ་ ༢ གྱིས་ མཐའ་འཐུང་ལུག་མཚུགས་པས།
- » མཐའ་འཐུང་ལུག་བརྟམ་ཚན་ ༩༤.༦༤% ཡིན་པས།

- » ཚོས་རྒྱལ་ལཱ་ལྷན་ཁྲུང་མཐར་འཁྲུག་དང་འཁྲུག་བཞུགས་པའི་སྐོར་གྱི་བརྒྱུ་ཚུལ་(100%)དང་སྐོར་གྱི་བརྒྱུ་ཚུལ་(100%) ཡིན་པ་ལས། སྐོར་དང་འཁྲུག་པ་དེ་སྐོར་བྱས་པ་ལས།
- » ཚོས་རྒྱལ་ལཱ་ལྷན་ཁྲུང་མཐར་འཁྲུག་པའི་ཚོས་ཚན་རེ་རེ་བཞིན་གྱི་མཐར་འཁྲུག་བརྒྱུ་ཚུལ།
- » ཡིང་ལེགས་ལྷན་ཁྲུང་མཐར་འཁྲུག་པའི་སྐོར་གྱི་བརྒྱུ་ཚུལ་100% | དག་སྐོར་གྱི་བརྒྱུ་ཚུལ་100% | དཀའ་གནད་གསལ་བའི་མེ་ལོང་100% | ཉེ་མོ་མཁོ་ལོ་ལྷན་ཁྲུང་མཐར་འཁྲུག་པའི་སྐོར་གྱི་བརྒྱུ་ཚུལ་100% |
- » ཚོས་རྒྱལ་ལཱ་ལྷན་ཁྲུང་མཐར་འཁྲུག་པའི་ཚོས་ཚན་རེ་རེ་བཞིན་གྱི་མཐར་འཁྲུག་པའི་སྐོར་གྱི་བརྒྱུ་ཚུལ།

1.4 LANGUAGE AND CULTURE STUDIES CERTIFICATE (LCSC XII) 2018 EXAMINATION



- » The subject-wise pass percentages obtained in the examination: English 70.69%; Dzongkha 99.74%; Agriculture for Food Security 100%; Media Studies 100%; Choedjug 83.55%; Driglam 72.85%; Ngagdon & Tagjug 96.40%; Nyengang 79.18%; Gyelrab 94.41% and Luzhey & Nyencha 100%.
- » Trongsa dzongkhag has the highest pass percentage i.e. 90.82%.
- » The examination has been conducted in 10 written subjects of which 4 are elective subjects (Driglam, Luzhey & Nyencha, Gyelrab and Tse).

1.5 སྤྱི་ལོ་2019 ལོའི་རྣམ་ཡིག་དང་ལམ་སྲོལ་སློབ་སྦྱང་ལག་ཁྲུང་གི་སློབ་རིམ་ལྷན་ཁྲུང་གི་ཚོས་རྒྱལ་ལཱ་ལྷན་ཁྲུང་མཐར་འཁྲུག་པའི་སྐོར་གྱི་བརྒྱུ་ཚུལ།

- » ཡོད་བཞིན་པའི་མི་ངོམ་རྒྱ་གྲིལ་ཚོས་རྒྱལ་ལཱ་ལྷན་ཁྲུང་མཐར་འཁྲུག་པའི་སྐོར་གྱི་བརྒྱུ་ཚུལ་(གཞུང་གི་སློབ་གྲྭ་དང་སློབ་གྲྭ་གླེ་བ་ལྷན་ཁྲུང་མཐར་འཁྲུག་པའི་སྐོར་གྱི་བརྒྱུ་ཚུལ།)
- » ཚོས་རྒྱལ་ལཱ་ལྷན་ཁྲུང་མཐར་འཁྲུག་པའི་སྐོར་གྱི་བརྒྱུ་ཚུལ་ལོངས་སྤོངས་34% གིས་བཅའ་མར་གཏོགས་ཅི།
- » ཚོས་རྒྱལ་ལཱ་ལྷན་ཁྲུང་མཐར་འཁྲུག་པའི་སྐོར་གྱི་བརྒྱུ་ཚུལ་ལོངས་སྤོངས་34% གིས་བཅའ་མར་གཏོགས་ཅི།
- » སྐོར་གྱི་བརྒྱུ་ཚུལ་ལོངས་སྤོངས་ལྷན་ཁྲུང་མཐར་འཁྲུག་པའི་སྐོར་གྱི་བརྒྱུ་ཚུལ།
- » སྐོར་གྱི་བརྒྱུ་ཚུལ་ལོངས་སྤོངས་ལྷན་ཁྲུང་མཐར་འཁྲུག་པའི་སྐོར་གྱི་བརྒྱུ་ཚུལ།
- » ཚོས་རྒྱལ་ལཱ་ལྷན་ཁྲུང་མཐར་འཁྲུག་པའི་སྐོར་གྱི་བརྒྱུ་ཚུལ་ལོངས་སྤོངས་ལྷན་ཁྲུང་མཐར་འཁྲུག་པའི་སྐོར་གྱི་བརྒྱུ་ཚུལ།

- » བུ་ཚ་༡༠༥ གིས་ མཐར་འཁྲོལ་རུག
- » བུ་ཚ་༤༥ གིས་ མཐར་འཁྲོལ་མ་རྒྱུགས་པས།
- » མཐར་འཁྲོལ་བརྒྱ་ཚ་༤༤.༣༤% ཡིན་པས།
- » ཚོས་རྒྱུགས་ནང་ལུ་ མཐར་འཁྲོལ་བརྒྱ་ཚ་དང་འཁྲོལ་བ་ཅིན་ བུ་ཚ་གི་བརྒྱ་ཚ་(༡༠%) ཡིན་མ་ལས། བུ་ཚ་གི་བརྒྱ་ཚ་ (༤༡.༣༤%)དང་ འཕུད་པ་ད་བུ་ཚ་དྲག་པས།
- » (LCSC XII) ཚོས་རྒྱུགས་ནང་ལུ་ ཐོབ་ཡོད་པའི་ ཚོས་ཚན་རེ་རེ་བཞིན་གྱི་ མཐར་འཁྲོལ་བརྒྱ་ཚ།
- » ཡིང་ཡིག་༡༠.༤༤% དང་། རྫོང་ཁ་༤.༡༤% | སོ་ནམ་དང་བཟའ་འཕུང་ཉེན་སྲུང་༡༠༠% | བར་བརྒྱད་ཤེས་ཡོན་ ༤༤.༣༤% | རྫོན་འཇུག་༤༤.༤༤% | སྤྱི་གསལ་ལམ་༡༤.༤༤% | བཀ་སྤོན་རྒྱུགས་འཇུག་༤༤.༤༠% | སྤྱོད་པ་ ༡༤.༡༤% | རྒྱལ་རབས་༤༤.༤༡% | རྒྱ་གཞས་དང་སྤྱོད་ཚ་༡༠༠% |
- » རྫོང་གསར་རྫོང་ཁག་གིས་ མཐར་འཁྲོལ་བརྒྱ་ཚ་༤༠.༤༤ % ཐོབ་སྟེ་ མཐོ་ཤོས་འཐོན་རུག
- » ཚོས་རྒྱུགས་སྐབས་ འབྲི་རྒྱུགས་ཚོས་ཚན་༡༠ འགོ་འདྲེན་འཐབ་ཡོད་ས་ལས་༤ གནམ་ཁའི་ཚོས་ཚན་(སྤྱི་གསལ་ལམ། རྒྱ་གཞས་དང་སྤྱོད་ཚ། རྒྱལ་རབས། ཅིས།)ཡིན།

1.5 PASS CRITERIA AND PASS MARKS

BCSE

- » The passing mark in each subject is 35 marks. The candidate also needs to obtain a minimum grade of D in SUPW.
- » The candidates should also have their internal assessment/project work/practical marks, SUPW and external examination marks to process their results.

༡.༥ མཐར་འཁྲོལ་ཚད་གཞི་དང་ མཐར་འཁྲོལ་སྒྲུགས་ཚད།

འབྲུག་འབྲིང་རིམ་བར་མའི་ ཤེས་ཡོན་ལག་ཁྱེར་ སློབ་རིམ་༡༠ པ།

- » བཅའ་མར་གཏོགས་མི་རྒྱུ་གིས་ མཐར་འཁྲོལ་ནི་གི་དོན་ལུ་ ཚོས་ཚན་རེ་རེ་བཞིན་གྱི་ནང་ལུ་ སྒྲུགས་ཚད་༣༥ འཐོབ་དགོ་པའི་ཁར། རྒྱ་ནང་མཐོ་ཤོས་འཐོན་གི་ལུ་(SUPW)ནང་ལུ་ སྟེ་རིམ་དམའ་ཤོས་ (ང་) འཐོབ་དགོ་པ་ཡིན།
- » བཅའ་མར་གཏོགས་མི་རྒྱུ་གི་ རྒྱལ་འབྲས་ལག་ལེན་གྱི་དོན་ལུ་ ནང་འཁོད་དབྱེ་ཞིབ་ལས་འགུལ་གྱི་ལུ་ལག་ལེན་ དོན་བསྐྱར་གྱི་སྒྲུགས་དང་ རྒྱ་ནང་མཐོ་ཤོས་འཐོན་གི་ལུ་ (SUPW) གཞུང་གི་ཚོས་རྒྱུགས་ཀྱི་ སྒྲུགས་ཚུ་ལང་ དགོ་པ་ཡིན།

LCSC (X)

- » The passing mark in each subject is 35 marks. The candidate also needs to obtain a minimum grade of D in SUPW.
- » The candidates should also have their internal assessment/project work/practical marks, SUPW and external examination marks to process their results.

སྐད་ཡིག་དང་ ལམ་སྲོལ་སློབ་སྦྱོང་ལག་ཁྲམ་ སློབ་རིམ་༡༠ པ།

- » བཅའ་མར་གཏོགས་མི་ཚུ་གིས་ མཐར་འཁྲོལ་ནི་གི་དོན་ལུ་ ཚོས་ཚན་རེ་རེ་བཞིན་གྱི་ནང་ལུ་ སྐྱགས་ཚད་³⁴ འཐོབ་དགོ་པའི་ཁར། ཀུན་ཕན་ཞབས་ཏོག་གི་ལཱ་(SUPW)ནང་ལུ་ སྡེ་རིམ་དམའ་ཤོས་ (ང་) འཐོབ་དགོ་པ་ཨིན།
- » བཅའ་མར་གཏོགས་མི་ཚུ་གི་ གྲུབ་འབྲས་ལག་ལེན་གྱི་དོན་ལུ་ ནང་འཁོད་དབྱེ་ཞིབ་/ལས་འགུལ་གྱི་ལཱ་/ལག་ལེན་ དངོས་བསྟར་གྱི་སྐྱགས་དང་ ཀུན་ཕན་ཞབས་ཏོག་གི་ལཱ་ (SUPW) གཞུང་གི་ཚོས་རྒྱགས་ཀྱི་ སྐྱགས་ཚུ་ཡང་ དགོ་པ་ཨིན།

BHSEC AND LCSC XII

- » The passing mark in each subject is 40 marks. The candidate also needs to obtain a minimum grade of D in SUPW.
- » The candidates should also have their internal assessment/project work/practical marks, SUPW and external examination marks to process their results.

འབྲུག་འབྲིང་རིམ་གོང་མ་དང་ སྐད་ཡིག་དང་ ལམ་སྲོལ་སློབ་སྦྱོང་ལག་ཁྲམ་ སློབ་རིམ་༡༡ པ།

- » བཅའ་མར་གཏོགས་མི་ཚུ་གིས་ མཐར་འཁྲོལ་ནི་གི་དོན་ལུ་ ཚོས་ཚན་རེ་རེ་བཞིན་གྱི་ནང་ལུ་ སྐྱགས་ཚད་⁴⁰ འཐོབ་དགོ་པའི་ཁར། ཀུན་ཕན་ཞབས་ཏོག་གི་ལཱ་(SUPW)ནང་ལུ་ སྡེ་རིམ་དམའ་ཤོས་ (ང་) འཐོབ་དགོ་པ་ཨིན།
- » བཅའ་མར་གཏོགས་མི་ཚུ་གི་ གྲུབ་འབྲས་བཏོན་ནི་གི་དོན་ལུ་ ནང་འཁོད་དབྱེ་ཞིབ་/ལས་འགུལ་གྱི་ལཱ་/ལག་ལེན་ དངོས་བསྟར་གྱི་སྐྱགས་དང་ ཀུན་ཕན་ཞབས་ཏོག་གི་ལཱ་ (SUPW) གཞུང་གི་ཚོས་རྒྱགས་ཀྱི་ སྐྱགས་ཚུ་ཡང་ དགོ་པ་ཨིན།

CHAPTER 2: CONDUCT OF EXAMINATIONS

2.1 BHUTAN CERTIFICATE FOR SECONDARY EDUCATION (X) EXAMINATION

- » Total centres: 118 (112 government and 6 private schools)
- » Total Supervising Examiners deployed: 134 teachers (some of the SE conducted examinations in centres with BCSE, BHSEC and LCSC)
- » The examination started with Computer Application practical on November 28, 2018.
- » The theory examinations were conducted from 30 November to December 13, 2018.
- » BCSEA officials, Dzongkhag Education Officials and Thromde Education Officials extended support for the smooth and fair conduct of the examination.

ལེ་ཚན་གཉིས་པ། ཚེས་རྒྱུགས་ འགོ་འདྲེན།

༡.༡ འབྲུག་འབྲིང་རིམ་བར་མའི་ ཤེས་ཡོན་ལག་ཁྱེར་(སློབ་རིམ་)༡༠ པ།ཚེས་རྒྱུགས།

- » ཚེས་རྒྱུགས་ལྟེ་བ་བསྐྱེམས་༡༡ ཡོད། (གཞུང་གི་སློབ་ཁྱེར་༡༡ དང་། སྐྱེར་གྱི་སློབ་ཁྱེར་ ༡)
- » ཚེས་རྒྱུགས་ལྟེ་བ་ཀོད་འགོ་དཔོན་ བསྐྱེམས་༡༣༤ བཀའ་བཙུགས་འབད་དེ་ཡོད། (ཚེས་རྒྱུགས་ལྟེ་བ་ཀོད་འགོ་དཔོན་ ལ་ལུ་ཅིག་གིས་ ལྟེ་བ་ནང་ལུ་ འབྲིང་རིམ་བར་མ་དང་ འབྲིང་རིམ་གོང་མ་ སྐད་ཡིག་དང་ལམ་སློལ་སློབ་སྦྱོང་ལག་ ཁྱེར་ཚུ་ ཚེས་རྒྱུགས་གཅིག་ཁར་ འགོ་འདྲེན་འཐབ་སྟེ་ཡོད།)
- » སྤྱི་ལོ་༢༠༡༢ སྤྱི་ཟླ་༡༡ པའི་ཚེས་༢༤ ལུ་ སློག་རིག་སློབ་སྦྱོང་ཚེས་ཚན་གྱི་ ལག་ལེན་དངོས་བསྟར་ ཚེས་རྒྱུགས་ གིས་འབད་ འགོ་བཙུགས་ཅི།
- » འབྲི་རྒྱུགས་ཀྱི་ཚེས་རྒྱུགས་འདི་ སྤྱི་ལོ་༢༠༡༢ སྤྱི་ཟླ་༡༡ པའི་ཚེས་༣༠ ལས་ སྤྱི་ཟླ་༡༢ པའི་སྤྱི་ཚེས་༡༣ ཚུན་ འགོ་ འདྲེན་འཐབ་ཅི།
- » ཚེས་རྒྱུགས་འདི། འབྲུག་གི་སློབ་ཁྱེར་ཚེས་རྒྱུགས་དང་བརྟམ་ཞིབ་ཚོགས་སྡེའི་ འགན་འཛིན་པ་དང་། རྫོང་ལག་དང་ ཁྲོམ་སྡེའི་ ཤེས་རིག་འགོ་དཔོན་ཚུ་གི་ རྒྱབ་སྐྱོར་ཐོག་ལས་ དཀའ་ངལ་མེད་པར་ ཚུལ་མཐུན་འབད་ འགོ་འདྲེན་ འཐབ་ཡིན།

2.2 BHUTAN HIGHER SECONDARY EDUCATION CERTIFICATE (XII) EXAMINATION

- » Total centres: 59 (40 government and 19 private schools)
- » Total Supervising Examiners deployed: 59 teachers (some of the SE conducted examinations in centres with BCSE, BHSEC and LCSC)
- » The examination started with Geography practical on November 15, 2018. It was

- » followed by Science, Computer Studies and Accountancy practical examinations.
- » The theory examinations were conducted from November 30 to December 13, 2018.
- » BCSEA officials, Dzongkhag Education Officials and Thromde Education Officials extended support for the smooth and fair conduct of the examinations.

2.2 འབྲུག་འབྲིང་རིམ་གོང་མའི་ ཤེས་ཡོན་ལག་ཁྱེར་(སློབ་རིམ་༡༩ པ།)ཚོས་རྒྱགས།

- » ཚོས་རྒྱགས་ལྟེ་བ་བསྐྱམས་༥༧ ཡོད། (གཞུང་གི་སློབ་གྲྭ་༤༠ ནང་། སྐར་གྱི་སློབ་གྲྭ་༡༧ །)
- » ཚོས་རྒྱགས་ལྟེ་བ་གོང་འགོ་དཔོན་ བསྐྱམས་༥༧ བཟམ་བཅུགས་འབད་དེ་ཡོད། (ཚོས་རྒྱགས་ལྟེ་བ་གོང་འགོ་དཔོན་ ལ་ལུ་ཅིག་གིས་ ལྟེ་བ་ནང་ལུ་ འབྲིང་རིམ་བར་མ་དང་ འབྲིང་རིམ་གོང་མ་ རྐང་ཡིག་དང་ལམ་སྲོལ་སློབ་སྦྱོང་ལག་ ཁྱེར་ཚུ་ ཚོས་རྒྱགས་གཅིག་ཁར་ འགོ་འདྲན་འཐབ་སྟེ་ཡོད།)
- » སྤྱི་ལོ་༢༠༡༥ སྤྱི་ཟླ་༡༡ པའི་ཚེས་༡༥ ལུ་ ས་ཚ་རིག་པའི་ཚོས་ཚན་གྱི་ ལག་ལེན་དངོས་བསྟར་ ཚོས་རྒྱགས་གིས་ འབད་ འགོ་བཅུགས་ཅི། དེ་གི་ལུལ་བདའ་སྟེ་ ཚན་རིག་དང་། རྒྱུ་རིག་ ཅིས་རིག་ཚུ་གི་ ལག་ལེན་དངོས་བསྟར་ ཚོས་རྒྱགས་ཚུ་འགོ་བཅུགས་ཅི།
- » འབྲི་རྒྱགས་ཀྱི་ཚོས་རྒྱགས་འདི་ སྤྱི་ལོ་༢༠༡༥ སྤྱི་ཟླ་༡༡ པའི་ཚེས་༣༠ ལས་ སྤྱི་ཟླ་༡༩ པའི་སྤྱི་ཚེས་༡༩ ཚུན་ འགོ་ འདྲན་འཐབ་ཅི།
- » ཚོས་རྒྱགས་འདི། འབྲུག་གི་སློབ་གྲྭའི་ཚོས་རྒྱགས་དང་བརྟམ་ཞིབ་ཚོགས་སྡེའི་ འགན་འཛིན་པ་དང་། རྫོང་ཁག་དང་ ཁྲོམ་སྡེའི་ ཤེས་རིག་འགོ་དཔོན་ཚུ་གི་ རྒྱབ་སྐྱོར་ཐོག་ལས་ དཀའ་ངལ་མེད་པར་ ཚུལ་མཐུན་འབད་ འགོ་འདྲན་ འཐབ་ཨོན།

2.3 LANGUAGE AND CULTURE STUDIES (X & XII) EXAMINATION

- » Total centres: 4 (1 government and 3 private schools)
- » Total Supervising Examiners deployed: 4 teachers (some of the SE conducted examinations in centres with BCSE, BHSEC and LCSC)
- » The examination started with English on November 30, 2018.
- » BCSEA officials, Dzongkhag Education Officials and Thromde Education Officials extended support for the smooth and fair conduct of the examinations.

2.3 རྐང་ཡིག་དང་ལམ་སྲོལ་སློབ་སྦྱོང་ལག་ཁྱེར་(སློབ་རིམ་༡༠ པ་དང་༡༩ པ།)ཚོས་རྒྱགས།

- » ཚོས་རྒྱགས་ལྟེ་བ་བསྐྱམས་༤ ཡོད། (གཞུང་གི་སློབ་གྲྭ་༡ ནང་། སྐར་གྱི་སློབ་གྲྭ་༣ །)
- » སློབ་དཔོན་༤ གིས་ ཚོས་རྒྱགས་ལྟེ་བ་གོང་འགོ་དཔོན་འབད་ བཅའ་མར་གཏོགས་ཅི།
- » ཚོས་རྒྱགས་ལྟེ་བ་གོང་འགོ་དཔོན་ བསྐྱམས་༤ བཟམ་བཅུགས་འབད་དེ་ཡོད། (ཚོས་རྒྱགས་ལྟེ་བ་གོང་འགོ་དཔོན་ ལ་ལུ་ཅིག་གིས་ ལྟེ་བ་ནང་ལུ་ འབྲིང་རིམ་བར་མ་དང་ འབྲིང་རིམ་གོང་མ་ རྐང་ཡིག་དང་ལམ་སྲོལ་སློབ་སྦྱོང་ལག་ ཁྱེར་ཚུ་ ཚོས་རྒྱགས་གཅིག་ཁར་ འགོ་འདྲན་འཐབ་སྟེ་ཡོད།)
- » སྤྱི་ལོ་༢༠༡༥ སྤྱི་ཟླ་༡༡ པའི་ཚེས་༣༠ ལུ་ ཨིང་ལིག་ཚོས་རྒྱགས་གིས་འབད་ འགོ་བཅུགས་ཅི།
- » ཚོས་རྒྱགས་འདི། འབྲུག་གི་སློབ་གྲྭའི་ཚོས་རྒྱགས་དང་བརྟམ་ཞིབ་ཚོགས་སྡེའི་ འགན་འཛིན་པ་དང་། རྫོང་ཁག་དང་

ལྷོ་ཕྱེད་ ཤེས་རིག་འགོ་དཔོན་ཚུ་གི་ རྒྱབ་སྐྱོར་ཐོག་ལས་ དཀའ་ངལ་མེད་པར་ ཚུལ་མཐུན་འབད་ འགོ་འདྲེན་
འཐབ་ཨིན།

CHAPTER 3: PROCESS OF MARKING ANSWER SCRIPTS

3.1 GENERAL INFORMATION

BCSE AND LCSC (X & XII) EXAMINATION MARKING CAMP

- » Venue: College of Science and Technology at Rinchending, Chukha.
- » Duration: December 21, 2018 - January 5, 2019
- » Declaration of BCSE and LCSC X results: January 30, 2019
- » Total subjects marked (BCSE): 13
- » Total subjects marked (LCSC XII): 6
- » Total subjects marked (LCSC X): 3

Figure 1 Total candidates appeared and officials involved in BCSE, LCSC X & LCSC XII marking camp



ལེ་ཚན་ལྔ་པ། ལན་ཤོག་དབུ་ཞིབ་ཀྱི་བྱ་རིམ།

3.1 སྤྱི་བཏང་བཅད་དོན།


འབྲུག་འབྲིང་རིམ་བར་མ་དང་། རྟན་ཡིག་དང་ལམ་སྲོལ་སྲོལ་སྲོལ་གི་ལག་འཁྲུང་(X དང་ XII) ཚོས་རྒྱགས་ཀྱི་དབུ་ཞིབ་གནས་སྐབས།

- » ས་གནས: ལྷ་ཁོང་ལག་ ཡུན་ཚོགས་སྒྲིང་ རིན་ཚེན་སྤྱི་དམ་འབྲུལ་རིག་དང་ ཚན་རིག་མཐོ་རིམ་སློབ་གྲྭ།
- » ཇུས་ལུན: སྤྱི་ཚེས་ ༢༡/༡༢/༢༠༡༩ ལས་ སྤྱི་ཚེས་ ༤/༡/༢༠༡༩ ཚུན།
- » འབྲུག་འཁྲིང་རིམ་བར་མའི་སློབ་ཕྲུག་ ཐོ་བཀོད་འབད་ཡོད་མི་ ཡོངས་སྟོན་ ༡༩༤༤༩ །
- » རྐང་ཡིག་དང་ལམ་སློབ་སློབ་སློབ་གྲྲིང་གི་ལག་འཁྲུང་(XII)ནང་སློབ་ཕྲུག་ ཐོ་བཀོད་འབད་ཡོད་མི་ ༢༤༩ །
- » རྐང་ཡིག་དང་ལམ་སློབ་སློབ་སློབ་གྲྲིང་གི་ལག་འཁྲུང་(X)ནང་སློབ་ཕྲུག་ ཐོ་བཀོད་འབད་ཡོད་མི་ ༡༩ །
- » འབྲུག་འཁྲིང་རིམ་བར་མའི་ཚེས་ཚན་ཡོངས་བསྟོན་ ༡༩ །
- » རྐང་ཡིག་དང་ལམ་སློབ་སློབ་སློབ་གྲྲིང་གི་ལག་འཁྲུང་(XII)༤ །
- » རྐང་ཡིག་དང་ལམ་སློབ་སློབ་སློབ་གྲྲིང་གི་ལག་འཁྲུང་(X)༩ །
- » དབྱེ་ཞིབ་གཙོ་འཛིན་སློབ་དཔོན་ཡོངས་བསྟོན་ ༡༩ །
- » དབྱེ་ཞིབ་པ་སློབ་དཔོན་ཡོངས་བསྟོན་ ༤༠༥ །
- » འཛིན་སློབ་པ་དང་། གནས་སྤྱད་པ། རྒྱགས་ཐོ་བཀོད་མི། པར་ལོག་རྒྱབ་མི་ བསྟོན་ ༡༢༠ །
- » འབྲུག་འཁྲིང་རིམ་བར་མ་དང་ རྐང་ཡིག་དང་ལམ་སློབ་སློབ་སློབ་གྲྲིང་གི་ལག་འཁྲུང་(X)པའི་ གྲུབ་འབྲས་འདི་ སྤྱི་ལོ་ ༢༠༡༩ སྤྱི་ཟླ་ ༠༡ པའི་ ཚེས་ ༣༠ ལུ་གསལ་བཏོན་འབད་ཡི།

BHSEC EXAMINATION MARKING CAMP

- » Venue: College of Science and Technology at Rinchending, Chukha.
- » Duration: January 9 - 23, 2019
- » Result declaration of BHSEC and LCSC XII: January 29, 2019
- » Total subjects/papers marked: 20

Figure 2 Total candidates appeared and officials involved in BHSEC marking camp



འབྲུག་འབྲིང་རིམ་གོང་མའི་ ཚོས་རྒྱགས་ཀྱི་དབྱེ་ཞིབ་གནས་སྐད།

- » ས་གནས་: རྒྱ་ཁ་རྫོང་ལག་ ཡུན་ཚོགས་གྲིང་ ངོན་ཚེན་སྤྱིངས་འཕུལ་རིག་དང་ ཚན་རིག་མཐོ་རིམ་སློབ་ཤྱ།
- » ཏུས་ལུན་: ལྷི་ཚོས་01/07/2019 ལས་ ལྷི་ཚོས་23/07/2019 ཚུན།
- » སློབ་ཕྱུག་ ཐོ་བཀོད་འབད་ཡོད་མི་ ཡོངས་བསྡེམས་2019 །
- » ཚོས་ཚན་ཡོངས་བསྡེམས་20 །
- » དབྱེ་ཞིབ་གཙོ་འཛིན་ སློབ་དཔོན་ཡོངས་བསྡེམས་23 །
- » དབྱེ་ཞིབ་པ་ སློབ་དཔོན་ཡོངས་བསྡེམས་603 །
- » འཛིན་སློབ་པ་དང་། གནས་སྤྱད་པ། རྒྱགས་ཐོ་བཀོད་མི། པར་ལོག་རྒྱབ་མི་ བསྡེམས་2019 །
- » འབྲུག་འབྲིང་རིམ་གོང་མ་དང་ རྒྱ་ཡིག་དང་ལམ་སྲོལ་སློབ་སྦྱོང་གི་ལག་འཁྲུང་(XII)ཚོས་རྒྱགས་ཀྱི་ གྲུབ་འབྲས་འདི་ ལྷི་ལོ་ 2019 ལྷི་ཟླ་07 པའི་ ཚོས་23 ལུ་གསལ་བཏོན་འབད་ཡི།

For the correct and efficient entry of candidates' council examination marks for their registered subjects/papers, the cover page of question cum answer booklet has barcode on it. The candidate's name, index number and the name of centre are pre-printed on a perforated portion of the cover page. The pre-printed candidate's details also resolved issues caused by candidates' entering their incorrect index numbers.

འབྲུག་གི་སློབ་ལྷན་ཚོས་རྒྱགས་དང་ བརྟག་ཞིབ་ཚོགས་སྡེ་གིས་ ངི་ལན་དེབ་རྒྱུང་གི་གདོང་ཤོག་འདི་ནང་ ཚོས་རྒྱགས་ཀྱི་ དོན་ལུ་ བཅའ་མར་གཏོགས་མི་ མི་ངོས་རེ་རེ་བཞིན་དུ་གི་ མིང་དང་ཨང་རྒྱགས་ དེ་ལས་སློབ་ལྷན་མིང་རྒྱ་ ཡིག་ཐོག་ དང་ གསང་ཐིག་ནང་ བཀོད་དེ་ཡོད། གསང་ཐིག་ ལྷམ་པ་གཉིས་འབད་ཡོད་ས་ལས་ གཅིག་གདོང་ཤོག་གི་མགུ་ལུ་ བཏོགས་བཏུབ་འབད་ཡོད་པའི་ཁར་ གཅིག་དེ་གི་འོག་ལུ་ བཀོད་དེ་ཡོད།

To ensure credibility and validity of the marks awarded BCSEA has instituted and strengthened the following processes for marking of answer scripts.

འབྲུག་གི་སློབ་ལྷན་ཚོས་རྒྱགས་དང་ བརྟག་ཞིབ་ཚོགས་སྡེ་གི་ཉོངས་ལས་ ལན་ཤོག་དབྱེ་ཞིབ་འབདམ་ད་ དྲངས་གསལ་ དང་ དྲང་བདེན་གྱི་ཐོག་ལུ་ རྒྱགས་བྱིན་མི་རྒྱ་བདེན་ཁུངས་ཡོད་དང་ ཅུ་བརྟན་བཟོ་ཐབས་ལུ་ གཤམ་གསལ་གྱི་ལས་ ལུགས་རྒྱ་ གཞི་བཙུགས་འབད་དེ་ཡོད།

Answer script management starts two days before the marking of the answer scripts. In this process, the following two important tasks are executed:

- » Taking stock and accountability of all the examination materials sent from the examination centres;
- » Preparing the answer scripts for marking by writing administrative numbers for each candidate on the specified space on the cover page and removing all candidate's details from the perforated portion to maintain confidentiality and fairness in marking. Then the answer scripts are arranged in lots and kept ready for marking.

ལན་ཤོག་དབྱེ་ཞིབ་ཀྱི་ ཉེན་མ་གཉིས་ཀྱི་ཉེ་མ་ ལན་ཤོག་འཛིན་སྐྱོང་གི་ལུ་འདི་ འགོ་བཙུགས་པ་ཡིན།

ལན་ཤོག་འཛིན་སྐྱོང་སྡེ་ཚན་གྱིས་ གཤམ་གསལ་གྱི་ལས་སྒྲ་གལ་ཅན་ ལག་གཉིས་འབད་དགོཔ་ཡིན།

- » ཚོས་རྒྱལ་སྡེ་བ་ལས་སྐྱོད་ཡོད་པའི་ ལན་ཤོག་དང་ ཡིག་ཆ་གི་རིགས་ཚུ་ ཚང་མ་འབད་ཅིས་ལེན་དགོ།
- » དབྱེ་ཞིབ་ཀྱི་དོན་ལུ་ མ་གཏང་པའི་ཉེ་མ་ མི་ངོམ་གྱི་ལན་ཤོག་ཚུ་ རོས་འཛིན་འབད་མ་རྒྱལ་སྡེ་ གསང་བ་
སྐྱོང་སྐྱོང་འབད་ བཞག་རྒྱལ་སྡེ་པའི་ཐབས་ལུ། མི་ངོམ་ག་ར་གི་ ཨང་རྟགས་བཀོད་ཡོད་མི་ཚུ་ བཏོགས་བཏང་སྟེ་
འཛིན་སྐྱོང་ཨང་ཚུ་བཀོད་པ་ཡིན། དེ་ལས་ ལན་ཤོག་ཚུ་གི་རིམ་བསྐྱིགས་ཏེ་ བམ་ཚན་བཟོ་ཞིན་ན་ དབྱེ་ཞིབ་འབད་
མི་དོན་ལུ་ གྲ་སྐྱིག་འབད་དེ་བཞག་པ་ཡིན།

MARKING

- » Prior to marking, the model answers and the marking schemes are thoroughly discussed and standardized in subject groups;
- » The respective chief markers are responsible for the movement of answer scripts from the management to the marking rooms;
- » To maintain consistency in marking, markers are assigned the same items to be marked for the population who appeared the examination;
- » To ensure accuracy of marks awarded for each item, the marked answer scripts are further cross checked and verified that all items are corrected;
- » To ensure consistency in marking and the award of marks, the chief markers conduct random re-evaluation of marked answer scripts providing feedback to the markers;
- » Then the marked question answer scripts are compiled in ascending order to be handed over for item tabulation for further validation of award of marks;
- » Subject Coordinators provide support during the marking process.

དབྱེ་ཞིབ་འབད་ཐངས།

- » དབྱེ་ཞིབ་ངོ་མ་ འགོ་མ་བཙུགས་པའི་ཉེ་མ་ དཔེ་སྟོན་ལན་ཤོག་དང་ སྐྱགས་ཀྱི་ཚད་གཞི་ཚུ་གི་སྐོར་ལས་ གོ་སྐྱར་
མཐེལ་ཕྱིན་འབད་དེ་ སྟོན་འགྲོའི་དབྱེ་ཞིབ་ཀྱི་ བྱ་རིམ་ཚུ་གི་སྐོར་ལས་ སྐྱོང་བ་མཐེལ་ཕྱིན་འབད་དགོ།
- » ལན་ཤོག་ཚུ་འཛིན་སྐྱོང་ཁང་ལས་ དབྱེ་ཞིབ་ཁང་མིག་ནང་ལུ་ འབག་ནི་འདི་ དབྱེ་ཞིབ་གཙོ་འཛིན་གྱི་ འགན་ འཁྲི་
ཡིན།
- » དབྱེ་ཞིབ་ཀྱི་ལུ་ཚུ་ ཤོ་མཚུངས་འབད་འགྲོ་ཐབས་ལུ་ དབྱེ་ཞིབ་འགོ་ལས་མཚུག་ཚུན་ དབྱེ་ཞིབ་པ་ཚུ་ལུ་ སྲི་བ་ མ་
སོར་བར་ ཅོག་འབད་པ་འབད་ སྟོན་པ་ཡིན།
- » དབྱེ་ཞིབ་འབད་ཚར་མི་ལན་ཤོག་ཚུ་ བདེན་དཔྱད་པ་གིས་ སྲི་བ་ཤེས་པ་བཞིན་ཏུ་ སྐྱགས་ཚད་དང་འཁྲིལ་ཏེ་ ཉན་
ཉན་འབད་ བཀོད་རུག་ག་ཚུ་ བཟུམ་ཡིན། བདེན་དཔྱད་འབད་ཞིན་མ་ལས་ འཛོལ་བ་ཤེས་ཚར་པ་ཅིན་ དེ་ཚུ་དབྱེ་
ཞིབ་པ་དང་ མཉམ་འབྲེལ་ཐོག་ ཏུ་མཐུན་བཟོ་མ་ཡིན།
- » དབྱེ་ཞིབ་གཙོ་འཛིན་གྱིས་ ལན་ཤོག་དབྱེ་ཞིབ་འབད་དེ་ སྐྱགས་ཕྱིན་ཚར་མི་ཚུ་ ཤོ་མཚུངས་ཡོད་མེད་བཟུ་ཐབས་ལུ་
ག་ཐོབ་འབད་བསྐྱར་ཞིབ་འབད་དེ་ དེ་དང་འཁྲིལ་ཏེ་ དབྱེ་ཞིབ་པ་ལུ་ལམ་སྟོན་འབད་མ་ཡིན།

- » ལན་ཤོག་དབྱེ་ཞིབ་འབད་ཚར་མི་ཚུ་ འགོ་རིམ་བསྐྱོགས་ཏེ་ གནས་སྤྱད་བཀོད་མི་ལུ་ སྤོང་ཞིའི་དོན་ལས་ ཡ་སྐྱིག་ འབད་བཞགས་ཨིན།
- » ཚོས་ཚན་འགོ་འབྲེན་པ་གིས་ དབྱེ་ཞིབ་བྱ་རིམ་ནང་ རྒྱབ་སྐྱོར་འབད་མ་ཨིན།

TABULATION

- » Double entry of marks from the answer scripts was initiated in the year 2018;
- » The first phase is item tabulation by the item tabulators where marks are captured item wise from the marked answer scripts in the custom designed subject/paper wise system which ensures the correct entry of data for each candidate when their barcode is scanned for their index number;
- » The second phase is mark tabulation by the mark tabulators where the cover page marks are captured in the custom designed subject/paper wise system following the same procedure as in item tabulation.
- » The total marks from item tabulation and mark tabulation are validated from time to time.

གནས་སྤྱད་པ།

- » ལན་ཤོག་གི་སྐྱགས་ ལག་གཉེས་འབད་ རོ་བཀོད་འབད་ཞིའི་བྱ་རིམ་འདི་ སྤྱི་ལོ་༢༠༡༨ ལས་ གཞི་བཅུགས་འབད་ ཡི།
- » གནས་སྤྱད་པ་སྡེ་ཚན་དང་པ་གིས་ ཇི་བ་རེ་རེ་བཞིན་གྱི་སྐྱགས་ཚུ་ རིམ་ལུགས་ནང་ བཅུགས་པ་ཨིན། རིམ་ལུགས་ རང་བཅུགས་མི་སྐྱགས་ཚུ་ ཡང་རྟགས་ལྟར་ཚུད་མ་ཚུ་ གསང་ཐིག་འཕྲུལ་ཆས་ ལག་ལེན་འཐབ་སྡེ་ ཤེས་ཚུགས་ པའི་ཐབས་ལམ་ཡོད། དེ་མ་ཚད་ སྐྱགས་ཚུ་ཚུལ་མཐུན་ཡོད་མེད་དང་ སྐྱགས་མ་བྱིན་པར་ལུས་མི་ཚུ་ ཇི་བ་རེ་རེ་ བཞིན་ལུ་ གཞིར་བཞག་གི་ཐོག་ལས་ དབྱེ་ཞིབ་འབད་ཚུགས།
- » གནས་སྤྱད་པ་སྡེ་ཚན་གཉེས་པ་གིས་ ཇི་ལན་དེབ་ཚུང་གི་ཕྱི་ཤོག་ལས་ མི་ངོམ་རེ་རེ་བཞིན་གྱི་ སྐྱགས་བསྐྱོམས་ཚུ་ རིམ་ལུགས་ནང་བཅུགས་པ་ཨིན།
- » ཅུས་དང་ཅུས་སུ་ གནས་སྤྱད་པ་ སྡེ་ཚན་དང་པ་དང་གཉེས་པ་གིས་ རིམ་ལུགས་ནང་བཅུགས་མི་ སྐྱགས་བསྐྱོམས་ ཚུ་ བདེན་དཔྱད་འབད་མ་ཨིན།

SCANNING

- » After mark tabulation, all answer scripts are scanned and stored. This facilitates future accessibility for clerical recheck and future reference if required.

པར་ལོག་རྒྱབ་ཞི།

- » ལན་ཤོག་ཚུ་གནས་སྤྱད་བཀོད་དེ་ རིམ་ལུགས་ནང་བཅུགས་ཚར་བའི་བྱུལ་ལས་ པར་ལོག་རྒྱབ་སྡེ་ བདག་འཛིན་ འབད་བཞགས་ཨིན། མཐུན་རྐྱེན་འདི་ གཞི་བཅུགས་འབད་དགོ་མི་འདི་ཡང་ ལན་ཤོག་བསྐྱར་ཞིབ་དང་བྱུལ་ལས་ གནས་སྤྱད་རེ་དགོ་པའི་ཚེ་ ལག་ལེན་འཐབ་ཞིའི་དོན་ལུ་ཨིན།

PACKING

- » Once the answer scripts are scanned, they are repacked in labelled carton boxes in a systematic and organised manner.
- » At every stage of the processes there is an official handing-taking over of answer scripts in the log books.

སྐྱམ་རྒྱུ་

- » ལན་ཤོག་ཚུ་ པར་ལོག་རྒྱུ་ཚར་ཞིན་མ་ལས་ གྲངས་ལ་རྒྱུ་སྟེ་ སྤར་བཞིན་སྐྱམ་རྒྱུ་ཞིན་ན་ ལ་ཡིག་བཏགས་ཏེ་ ཚུལ་མཐུན་འབད་བཞག་པ་ཨིན།
- » བྱ་ཅིམ་འདི་ནང་ ལན་ཤོག་ཚུ་ གནས་ཅིམ་གཅིག་ལས་གཅིག་ལུ་བྱིན་མ་ད་ ཚུལ་མཐུན་གྱི་སློལ་ས་ ཕྱིས་སྟོན་ འབད་དེ་ ལ་གསལ་ཐོ་དེ་བཟུང་ བཀོད་པ་ཨིན།

DOUBLE RESULT PROCESSING

This process was instituted in 2018 using two data sources, item tabulation and mark tabulation. This process ensured the validity and credibility of the results which the candidates obtained for the council examinations.

གྲུབ་འབྲས་ཀྱི་བྱ་ཅིམ་ལུ་སྟེལ།

བྱ་ཅིམ་འདི་ ཅི་བ་ཅེ་ཅེ་བཞིན་དུ་འཛུགས་དང་ གཞི་ལོག་གི་སྐྱུགས་ ཅིམ་ལུགས་ནང་བཀོད་པའི་ གནས་སྟུན་ལག་ གཉིས་ ལག་ལེན་འབྲེལ་ཞི་འདི་ སྤྱི་ལོ་ ༢༠༡༨ ལས་ གཞི་བཙུགས་འབད་ཡི། བྱ་ཅིམ་འདི་གིས་ ཚོས་རྒྱགས་ཚོགས་ སྟེའི་ ཚོས་རྒྱགས་རྒྱུ་མི་ མི་ངོམ་ཚུ་གི་གྲུབ་འབྲས་དེ་ ཆ་གནས་དང་སློ་གཏང་ཡོད་པ་ བཟོ་ཨིན།

CHAPTER 4: BHUTAN CERTIFICATE OF SECONDARY EDUCATION 2018 EXAMINATION

4.1 OVERALL INFORMATION

In the Bhutan Certificate of Secondary Education (BCSE) Class X in December 2018, a total of 12,674 candidates from 118 schools (112 government and 6 private schools) were registered out of which 12,462 appeared the examination.

TYPE	REGISTERED			APPEARED			PASSED			FAILED			PASS %		
	TOT	M	F	TOT	M	F	TOT	M	F	TOT	M	F	TOT	M	F
REG	12189	5654	6535	12022	5564	6458	11617	5398	6219	405	166	239	96.63	97.02	96.30
PVT	83	43	40	80	42	38	68	37	31	12	5	7	85.00	88.10	81.58
SUP	402	198	204	360	172	188	348	163	185	12	9	3	96.67	94.77	98.40
TOTAL	12674	5895	6779	12462	5778	6684	12033	5598	6435	429	180	249	96.56	96.89	96.27

The details are as follows as per registration type:

- » 12,189 candidates were registered as regular candidates. Regular (REG) Candidates are those appearing the examination for the first time with regular class attendance.
- » 83 candidates were registered as Private (PVT) Candidates. This type includes the candidates who had PCNA (Pass Certificate Not Awarded) status in the previous examination/s and are appearing examination again.
- » 402 candidates were registered as Supplementary (SUP) Candidates. This type of candidates is awarded PCA (Pass Certificate Awarded) in the previous examination and appearing the examination again for improvement.

The overall pass percentage was 96.56%. The pass percentage has been calculated based on the number of candidates who passed in Dzongkha, English and three other subjects. This policy has been instituted since 2017.

4.2 NATIONAL SUBJECT/PAPER-WISE PERFORMANCE

The following table lists all the subjects that are certified at the BCSE level including the ones which are assessed 100% internally by the centres. The total pass detail for each subject, its mean and standard deviation are reflected.

SUBJECTS	PASS %			F			M			TOTAL		
	F	M	TOT	N	MEAN	SD	N	MEAN	SD	N	MEAN	SD
AGRICULTURE FOR FOOD SECURITY	99.91	100.00	99.95	1072	90.43	6.52	937	90.41	6.29	2009	90.42	6.42
BIOLOGY	94.21	94.57	94.37	6684	52.84	14.07	5778	53.61	13.95	12462	53.20	14.02
CARPENTRY	100.00	100.00	100.00	4	90.50	5.32	24	90.08	3.45	28	90.14	3.65
CHEMISTRY	85.20	83.78	84.55	6684	46.67	12.35	5778	47.15	13.20	12462	46.89	12.75
COMPUTER APPLICATIONS	99.92	99.92	99.92	2618	74.54	9.17	2536	74.72	9.56	5154	74.63	9.36
DZONGKHA I	99.84	99.45	99.65	6673	67.02	9.29	5769	64.40	10.25	12442	65.80	9.83

SUBJECTS	PASS %			F			M			TOTAL		
	F	M	TOT	N	MEAN	SD	N	MEAN	SD	N	MEAN	SD
DZONGKHA II	99.81	99.29	99.57	6673	65.25	9.76	5769	63.04	10.73	12442	64.23	10.28
ECONOMICS	95.30	97.26	96.12	1597	57.86	14.61	1132	59.86	13.38	2729	58.69	14.15
ELECTRICAL	100.00	100.00	100.00	18	89.00	5.08	30	89.77	4.99	48	89.48	4.98
ENGLISH I	99.97	99.98	99.98	6684	62.21	9.49	5778	61.25	8.67	12462	61.77	9.13
ENGLISH II	98.50	98.70	98.60	6684	57.31	11.77	5778	55.70	10.72	12462	56.57	11.32
ENVIRONMENTAL SCIENCE	98.82	99.26	99.02	1357	61.93	13.01	1087	64.92	12.21	2444	63.26	12.74
FURNITURE	100.00	100.00	100.00	3	88.00	1.00	13	88.46	2.47	16	88.38	2.25
GEOGRAPHY	96.53	98.10	97.26	6684	58.18	13.01	5778	59.94	12.25	12462	58.99	12.69
HINDI	90.91	62.50	78.95	11	62.64	19.65	8	42.38	16.20	19	54.11	20.55
HISTORY & CIVICS	91.31	94.22	92.66	6684	51.83	13.16	5778	53.82	12.71	12462	52.75	12.99
KOREAN		100.00	100.00				1	90.00		1	90.00	
MATHS	97.04	96.97	97.01	6684	55.97	14.21	5778	57.82	14.67	12462	56.83	14.45
MECHANICAL	100.00	100.00	100.00	10	98.00	0.00	6	98.50	0.55	16	98.19	0.40
PAINTING		100.00	100.00				3	87.33	2.52	3	87.33	2.52
PHYSICS	95.15	95.33	95.23	6684	54.92	14.02	5778	56.12	14.47	12462	55.47	14.25
PLUMBING		100.00	100.00				10	86.10	5.84	10	86.10	5.84
TAILORING	100.00		100.00	5	83.80	4.76				5	83.80	4.76

Note: Candidates registered for Dzongkha papers and English papers do not match because some were registered for second foreign language.

4.3 NATIONAL SUBJECT/PAPER-WISE MEAN COMPARISON WITH AND WITHOUT CA (CONTINUOUS ASSESSMENT) MARKS

BCSE candidates are assessed externally in written examination with 80 marks in English, Dzongkha, Economics, HCG; 100 marks in Mathematics, Environmental Science and Science and 30 marks in Computer Application Paper 1 and 50 marks Paper 2 weighting. The scores secured in the written and practical examinations are summed with the school based assessment as Continuous Assessment (20% weighting) as the final scores.

The information generated in the table is to compare the mean scores of the two sources of scores:

- » mean generated of scores secured by the candidates in the external examination (written theory paper and the practical paper) awarded by the external examiners.
- » mean of scores which is a summation of the external examination and the continuous assessment (CA) marks awarded internally by the candidates' centres.

The comparison doesn't include the subjects which are assessed 100% internally by the centres.

Subject-wise mean with CA and without CA (both calculated out of 100%)

SUBJECT	TOTAL APPEARED	MEAN WITH CA	MEAN WITHOUT CA	DIFFERENCE IN MEAN
DZONGKHA I	12442	65.80	58.30	7.5
DZONGKHA II	12442	64.23	56.20	8.03
ENGLISH I	12462	61.77	53.30	8.47

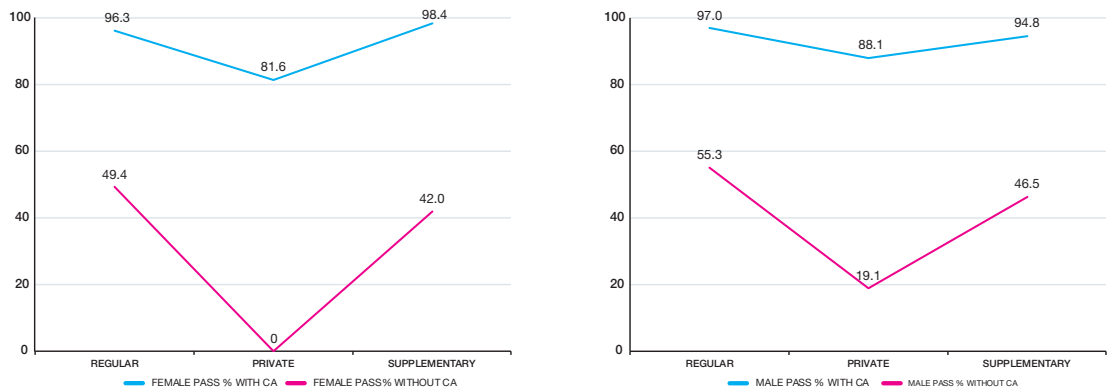
SUBJECT	TOTAL APPEARED	MEAN WITH CA	MEAN WITHOUT CA	DIFFERENCE IN MEAN
ENGLISH II	12462	56.57	46.80	9.77
MATHS	12462	56.83	37.83	19
ECONOMICS	2729	58.69	49.29	9.4
BIOLOGY	12462	53.20	34.30	18.9
CHEMISTRY	12462	46.89	28.00	18.89
PHYSICS	12462	55.47	36.50	18.97
HISTORY & CIVICS	12462	52.75	42.00	10.75
GEOGRAPHY	12462	58.99	49.70	9.29
COMPUTER APPLICATIONS	5154	74.63	68.99	5.64
ENVIRONMENTAL SCIENCE	2444	63.26	44.29	18.97

The mean of some subjects with inclusion of CA scores are considerably high compared to without it. This is a pattern seen in the science subjects.

OVERALL COMPARISON OF PERFORMANCE BY RESULTS GENERATED WITH AND WITHOUT CA MARKS

The table gives an overview of the pass percentage of 2018 BCSE candidates and how the inclusion or the exclusion of the CA marks affects the overall performance. The results have been generated separately with and without CA marks.

Figure 3 Female and male candidates pass percentage with- and without CA



CANDIDATE TYPE	TOTAL PASSED WITH CA MARKS						TOTAL PASSED WITHOUT CA MARKS					
	F	PASS %	M	PASS %	TOTAL	PASS%	F	PASS%	M	PASS %	TOTAL	PASS %
REGULAR	6219	96.30	5398	97.02	11617	96.63	3187	49.36	3076	55.27	6263	52.10
PRIVATE	31	81.58	37	88.10	68	85.00	0	0.00	8	19.05	8	10.00
SUPPLEMENTARY	185	98.40	163	94.77	348	96.67	79	42.02	80	46.51	159	44.17
TOTAL	6435	96.27	5598	96.89	12033	96.56	3266	48.87	3164	54.75	6430	51.60

- » 5,603 candidates of the total appeared candidates were awarded PCA due to their CA marks.
- » Amongst the candidate types, Private (Female) candidates failed to secure the passing mark without their CA marks. (No female private candidate passed without the CA marks.)

4.4 NUMBER OF CANDIDATES WHO WERE UNSUCCESSFUL BECAUSE OF FAILING IN COMPULSORY SUBJECT/S (DZONGKHA AND ENGLISH)

SL NO	SUBJECT	NO OF CANDIDATES WITH PCNA STATUS
1	English	2
2	Dzongkha	25

A total of 27 candidates could not secure the passing mark (35%) in the compulsory subject/s.

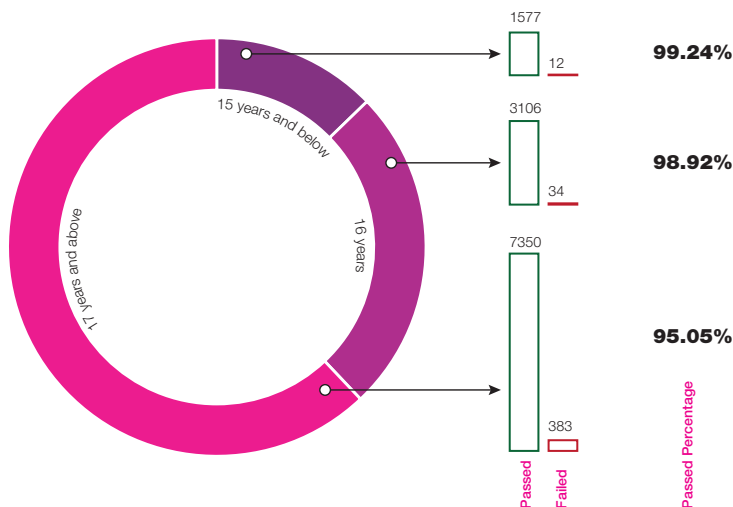
4.5 NUMBER OF CANDIDATES WHO SECURED 40% AND ABOVE

87.49% of the candidates secured 40% and above in the exam. This tells, if the passing mark is raised to 40% from the existing 35%, instead of 12,033 candidates (96.56%) who passed the examination, only 10,904 candidates (87.49%) would have passed the level in 2018.

4.6 NATIONAL AGE WISE PERFORMANCE ACROSS ALL SUBJECTS

Children start their formal education at the age of 6 years. At the age of 16 years, a candidate is expected to complete class X. However, there is a variance in age either due to enrolment at an early age or repetition of class level in some cases. The pass percentage of candidates that appeared in each age group are as follows:

Figure 4 Age-wise performance



SL NO	SUBJECT	15 YEARS AND BELOW	16 YEARS	17 YEARS AND ABOVE
1	Dzongkha I	67.6	68.01	64.54
2	Dzongkha II	65.99	66.3	63.02
3	English I	69.35	65.37	58.74
4	English II	64.99	60.82	53.11
5	Mathematics	64.83	61.25	53.38
6	Science - Physics	64.19	60.44	51.66
7	Science - Chemistry	54.57	51.01	43.64
8	Science - Biology	61.54	57.96	49.55
9	HCG - History	61.05	57.08	49.29
10	HCG - Geo	66.61	63.51	55.59
11	EVS	70.2	68.01	60.56
12	CTS	80.28	77.46	71.39
13	Economics	66.65	63.27	54.9
14	*AgFS	89.88	90.3	90.47
15	*Tailoring	none	83.33	84.5
16	*Plumbing	none	80	86.78
17	*Furniture	none	89.5	87.7
18	*Mechanical	98	98.33	98.13
19	*Carpentry	91.33	91.63	89.24
20	*Electrical	90.13	91.6	88.6

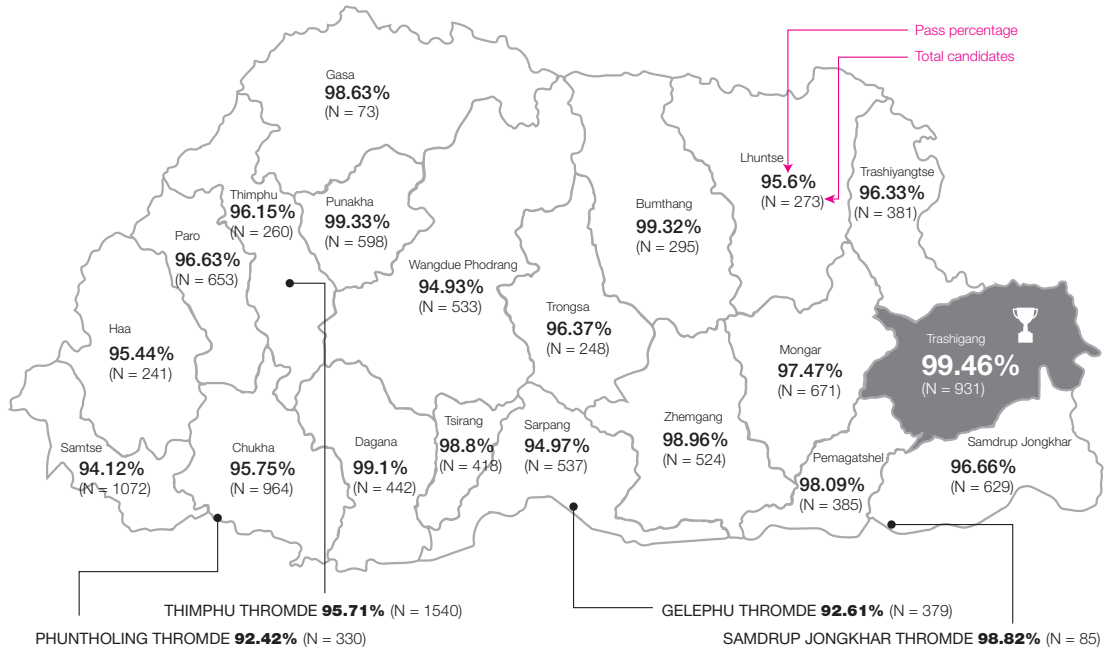
*These subjects are assessed internally by the schools offering them.

The above figure shows that candidates who are in the age group of 15 years and below have out-performed the other two age-groups which included the expected age group (16 years).

4.7 DZONGKHAG/THROMDE PERFORMANCE BY PASS PERCENTAGE

- » Trashigang dzongkhag secured the highest pass percentage of 99.46%.
- » The highest enrolment number was in Thimphu Thromde with 1,540 candidates and the lowest enrolment was in Gasa with 73 candidates.

Figure 5 Dzongkhag/Thromde total candidates appeared and pass percentage

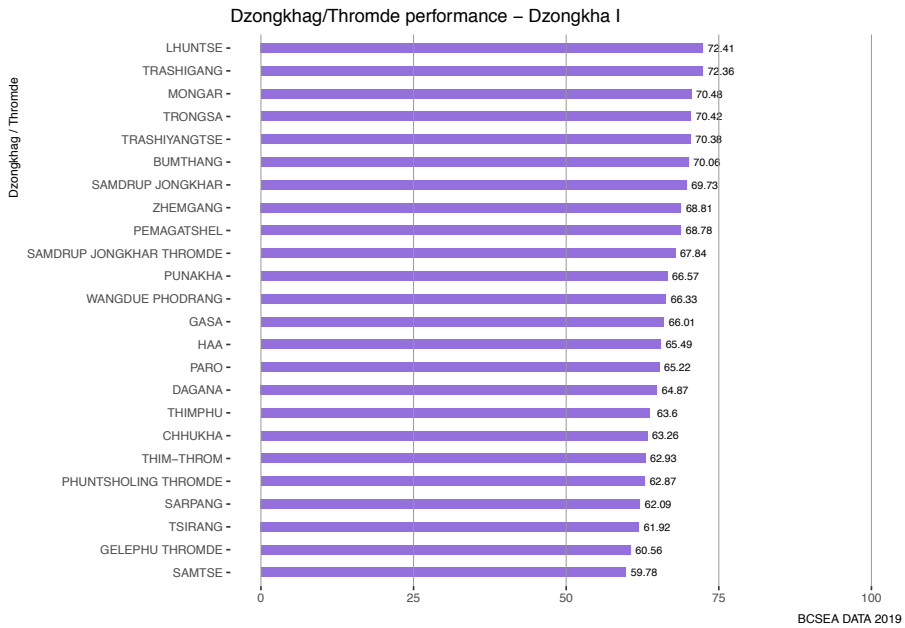


4.8 DZONGKHAG/THROMDE PERFORMANCE IN SUBJECTS

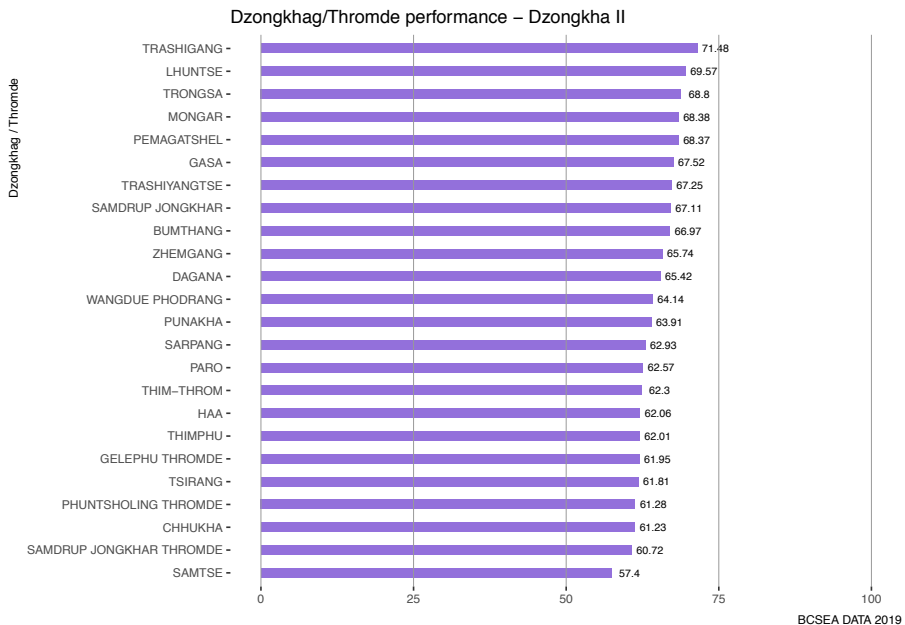
The performance by mean score across the dzongkhags/thromdes is reflected only for those subjects which are commonly offered in all the dzongkhags/thromde schools. The mean score comparison of Vocational Skills Development Course (VSDC) subjects – Carpentry, Electrical, Mechanical, Plumbing, Painting and Masonry) and foreign languages (Hindi and Korean) are not given since they are not offered in all the dzongkhags.

DZONGKHA I & DZONGKHA II

Dzongkha I – Lhuentse dzongkhag secured the highest mean score of 72.41.

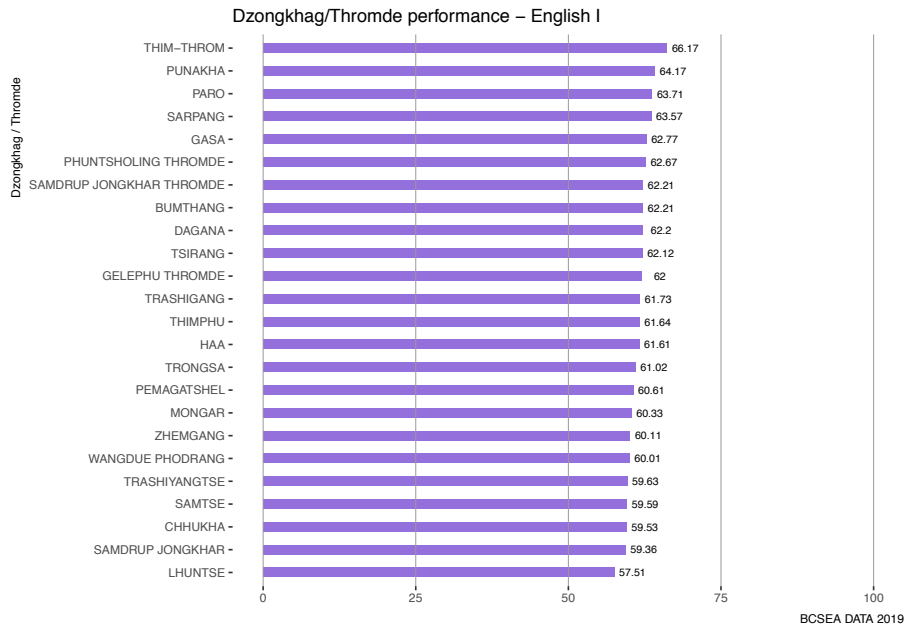


Dzongkha II – Trashigang dzongkhag secured the highest mean score of 71.48.

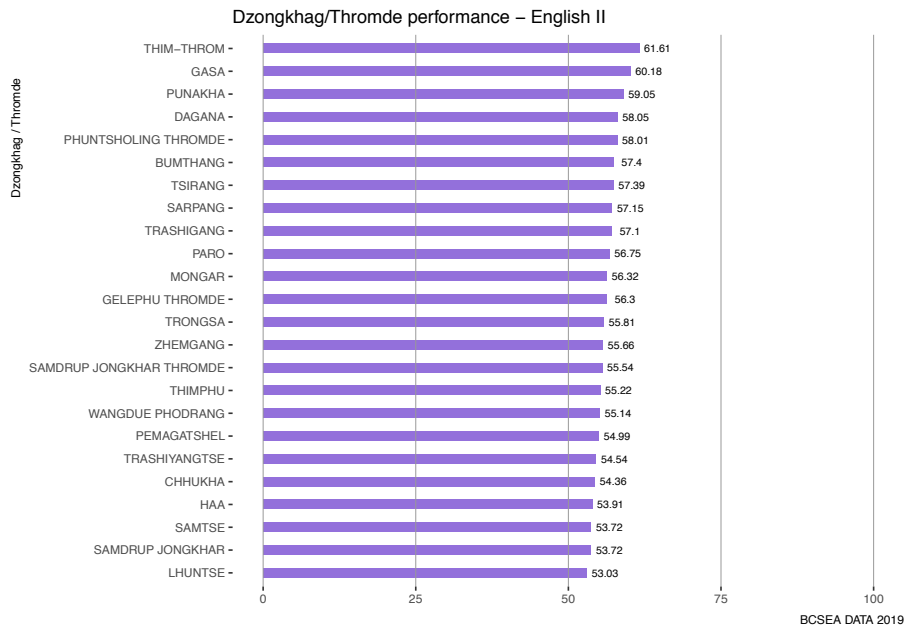


ENGLISH I & ENGLISH II

English I – Thimphu thromde secured the highest mean score of 66.11.

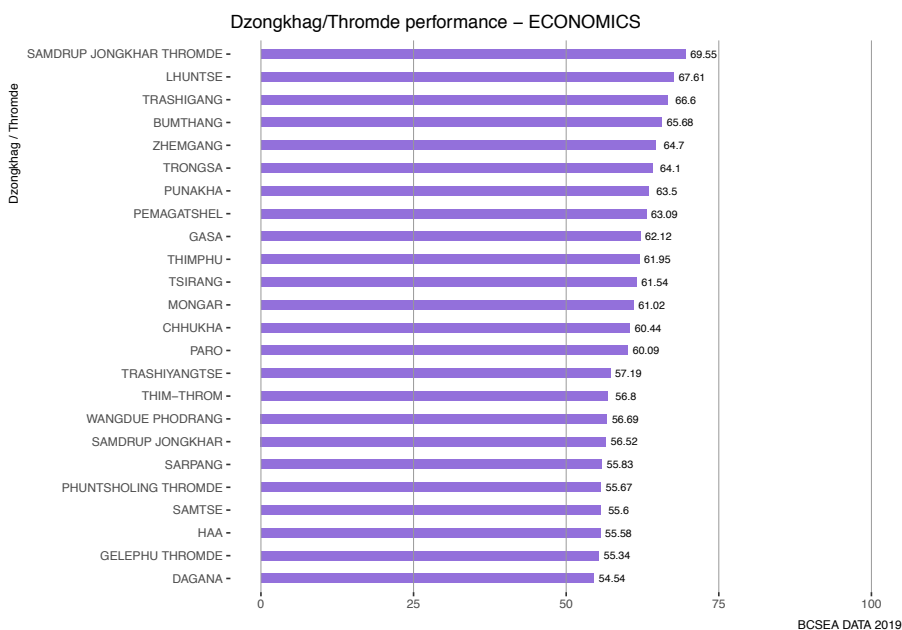


English II – Thimphu thromde secured the highest mean score of 61.61.

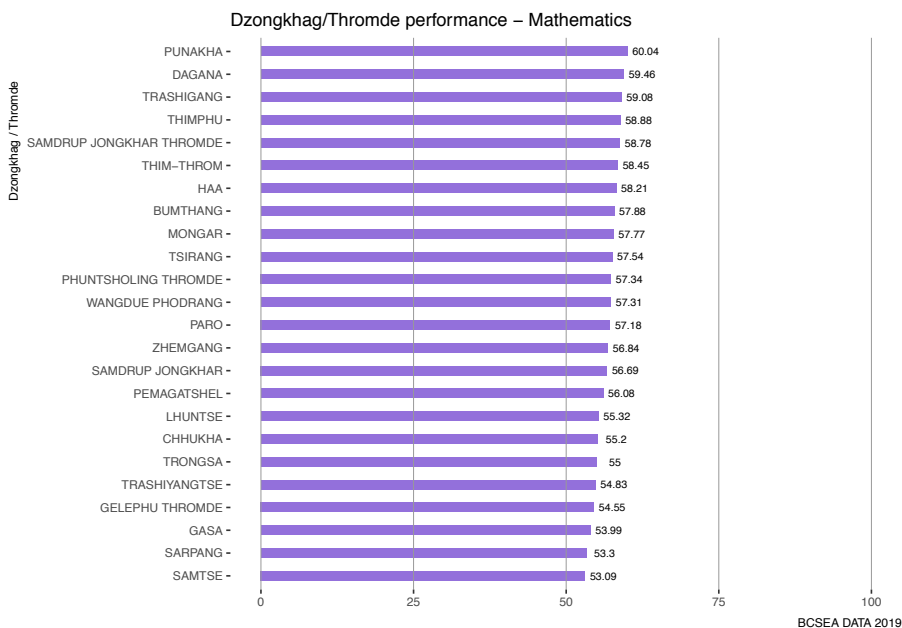


ECONOMICS, MATHEMATICS AND ENVIRONMENTAL SCIENCE

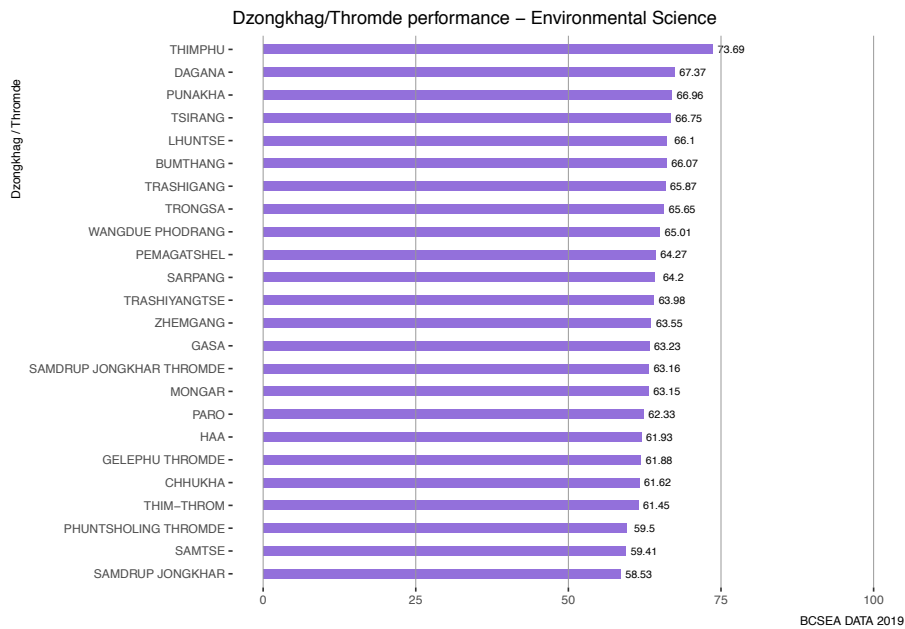
Economics – Samdrup Jongkhar thromde secured the highest mean score of 69.55.



Mathematics – Punakha dzongkhag secured the highest mean score of 60.04.

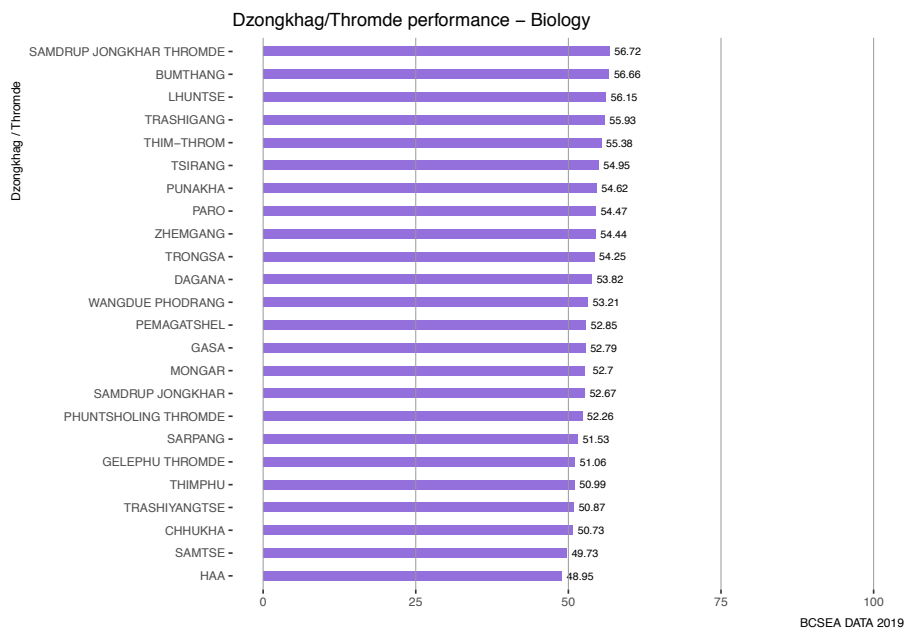


Environmental Science (EVS) – Thimphu dzongkhag secured the highest mean score of 73.69.

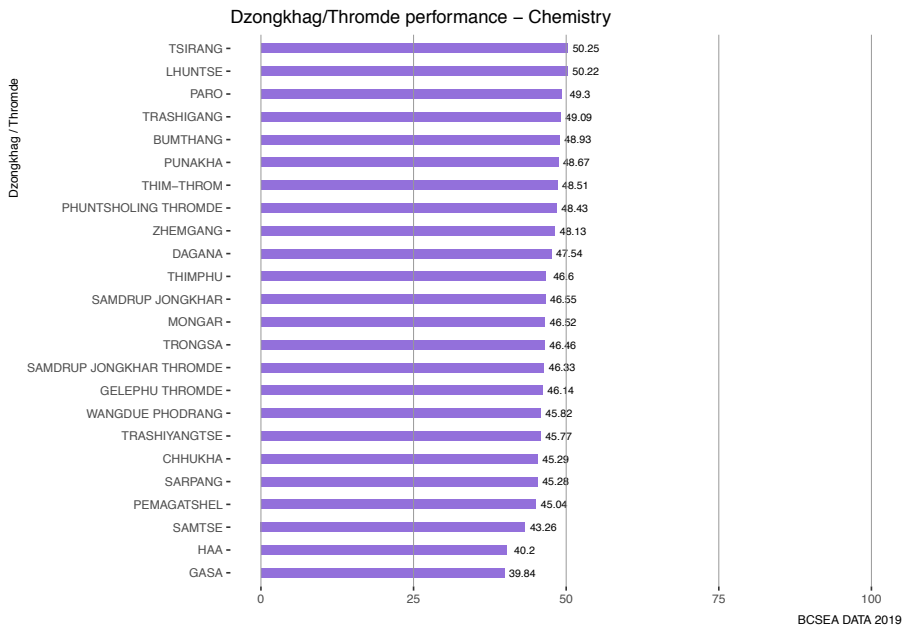


SCIENCE (BIOLOGY, CHEMISTRY AND PHYSICS)

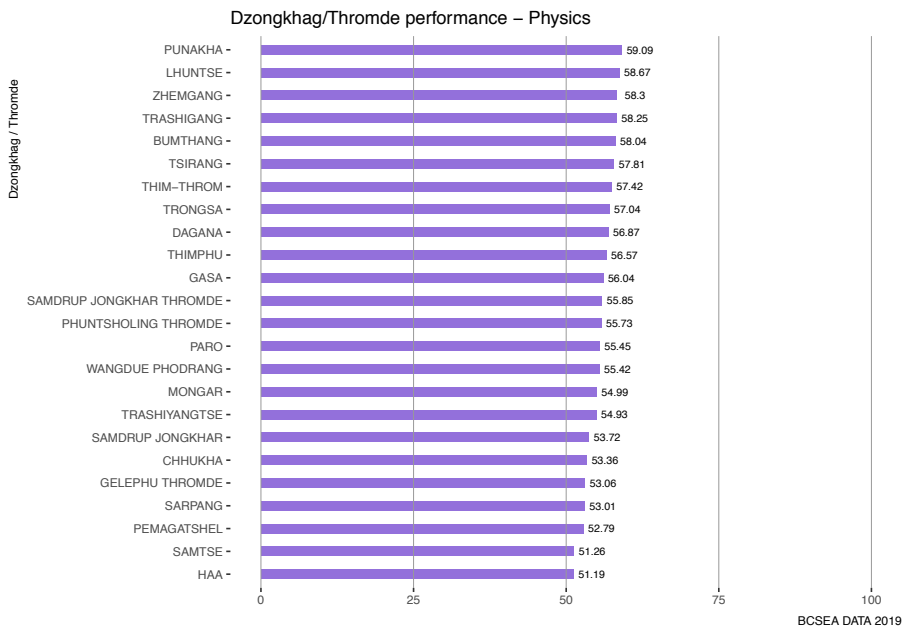
Biology – Samdrup Jongkhar thromde secured the highest mean score of 56.72.



Chemistry – Tsirang dzongkhag secured the highest mean score of 50.25.

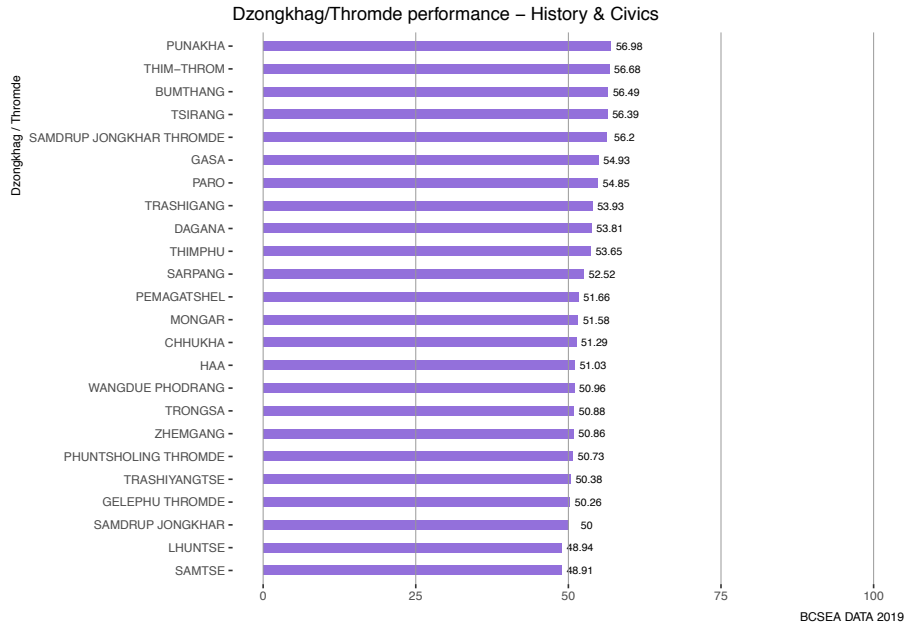


Physics – Punakha dzongkhag secured the highest mean score of 59.09.

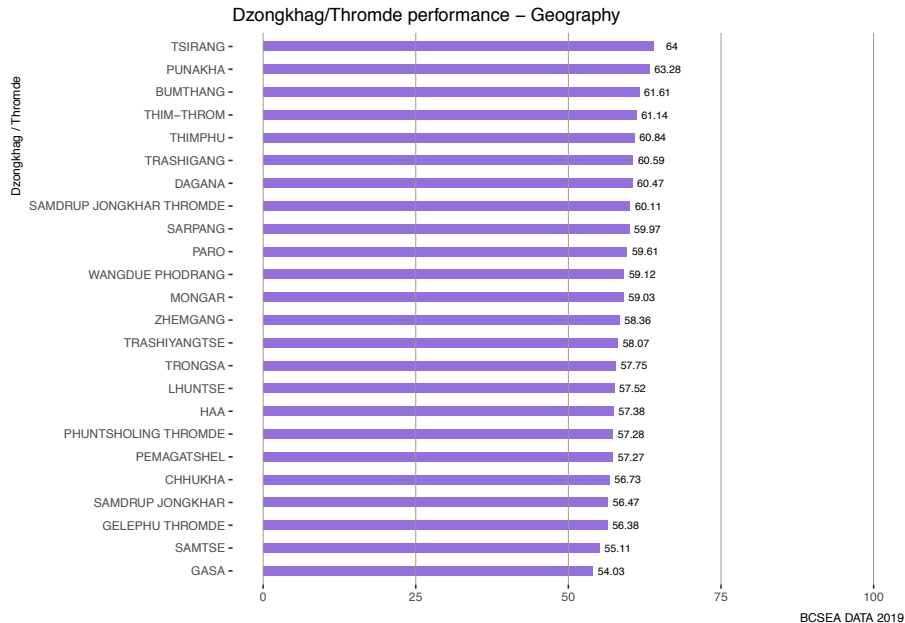


HCG (HISTORY & CIVICS AND GEOGRAPHY)

History & Civics – Punakha dzongkhag secured the highest mean score of 56.98.



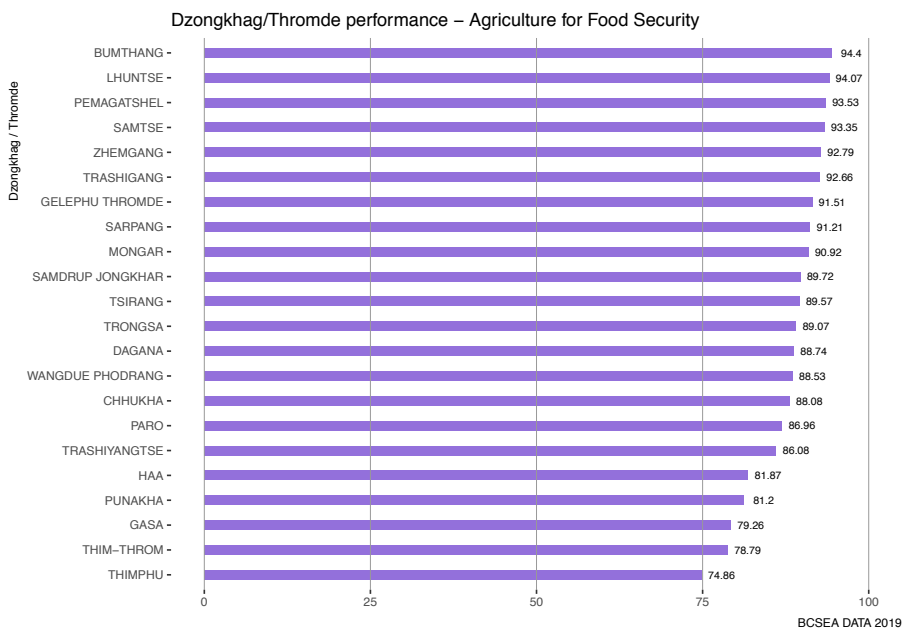
Geography – Tsirang dzongkhag secured the highest mean score of 64.00.



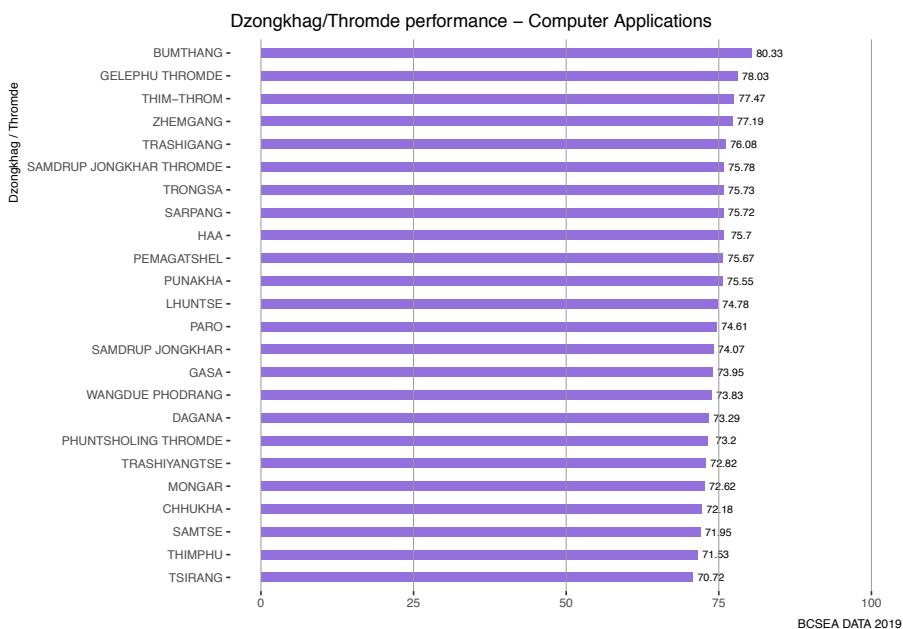
AGRICULTURE FOR FOOD SECURITY (AGFS) AND COMPUTER APPLICATIONS

AgFS – Bumthang dzongkhag secured the highest mean score of 94.40.

(This subject was not offered in Samdrup Jongkhar Thromde and Phuntsholing Thromde)



Computer Applications – Bumthang dzongkhag secured the highest mean score of 80.33.



4.9 SCHOOL PERFORMANCE BY PASS PERCENTAGE

Out of 118 schools which offered the examinations, 37 schools (15 middle secondary schools, 13 central schools, 9 higher secondary schools) secured 100% pass percentage in the result of which 33 were government schools and 4 private schools.

1. Bartsham CS
2. Bitekha MSS
3. Buli CS
4. Chaskhar CS
5. Dagapela MSS
6. Dashiding HSS
7. Dechentsemo CS
8. Dr.Tobgyel School
9. Druk School
10. Duntse CS
11. ELC HS
12. Gedu HSS
13. Gesarling CS
14. Gongthung MSS
15. Jakar HSS
16. Jigme Sherubling CS
17. Jomotshangkha MSS
18. Kabesa MSS
19. Khangkhu MSS
20. Kuzuchen MSS
21. Lhamoyzingkha MSS
22. Lhuentse HSS
23. Martshalla MSS
24. Minjey MSS
25. Mongar HSS
26. Nagor MSS
27. Nangkor CS
28. Radhi MSS
29. Ramjar MSS
30. Sonamthang CS
31. Thrimshing CS
32. Trashigang MSS
33. Udзорong CS
34. Ugyen Academy HSS
35. Ura CS
36. Yadi HSS
37. Zhemgang CS

DZONGKHAG / THROMDE	SCHOOL	PCA	PCNA	TOTAL APPEARED	PASS %
BUMTHANG	CHUMEY MSS	64	1	65	98.46
	JAKAR HSS	120	0	120	100.00
	TANG CS	60	1	61	98.36
	URA CS	49	0	49	100.00
CHHUKHA	AREKHA MSS	40	1	41	97.56
	CHAPCHA MSS	107	1	108	99.07
	CHUKHA CS	183	13	196	93.37
	CHUMIGTHANG MSS	76	3	79	96.20
	DARLA MSS	105	1	106	99.06
	GEDU HSS	54	0	54	100.00
	KAMJI MSS	146	7	153	95.42
	PAKSHIKHA CS	151	14	165	91.52
DAGANA	WANGCHUK MSS	61	1	62	98.39
	DAGA HSS	81	1	82	98.78
	DAGAPELA MSS	59	0	59	100.00
	DRUKJEGANG HSS	153	3	156	98.08
GESARLING CS	GESARLING CS	91	0	91	100.00

DZONGKHAG / THROMDE	SCHOOL	PCA	PCNA	TOTAL APPEARED	PASS %
	LHAMOYZINGKHA MSS	54	0	54	100.00
GASA	BJISHONG CS	72	1	73	98.63
GELEPHU THROMDE	GELEPHU HSS	259	20	279	92.83
	PELRITHANG MSS	92	8	100	92.00
HAA	CHUNDU ARM FORCES PUBLIC SCHOOL	51	1	52	98.08
	GONGZIM UGYEN DORJI CS	179	10	189	94.71
LHUENTSE	AUTSHO CS	69	3	72	95.83
	LHUENTSE HSS	30	0	30	100.00
	MINJEY MSS	56	0	56	100.00
	TANGMACHU CS	106	9	115	92.17
MONGAR	CHASKHAR CS	31	0	31	100.00
	DRAMETSE CS	151	7	158	95.57
	GYELPOZHING CS	186	5	191	97.38
	KIDHEYKHAR MSS	64	5	69	92.75
	MONGAR HSS	88	0	88	100.00
	NAGOR MSS	26	0	26	100.00
	YADI HSS	108	0	108	100.00
PARO	BITEKHA MSS	67	0	67	100.00
	DRUKGYEL CS	168	4	172	97.67
	KHANGKHU MSS	75	0	75	100.00
	LANGO MSS	63	6	69	91.30
	SHABA HSS	120	3	123	97.56
	SHARI HSS	71	5	76	93.42
	UTPAL HSS	29	3	32	90.63
	WANAKHA CS	38	1	39	97.44
PEMAGATSHEL	NANGKOR CS	63	0	63	100.00
	NGANGLAM HSS	176	4	180	97.78
	PEMA GATSHEL MSS	50	1	51	98.04
	YELCHEN CS	106	1	107	99.07
	YURUNG CS	119	4	123	96.75
PHUNTSHOLING THROMDE	PHUENTSHOLING HSS	118	11	129	91.47
	PHUENTSHOLING MSS	104	5	109	95.41
	SONAMGANG MSS	83	9	92	90.22
PUNAKHA	DASHIDING HSS	71	0	71	100.00
	DECHENTSEMO CS	68	0	68	100.00
	KABESA MSS	54	0	54	100.00
	KHURUTHANG MSS	53	1	54	98.15
	PUNAKHA CS	77	2	79	97.47
	TASHIDINGKHA MSS	128	1	129	99.22
	UGYEN ACADEMY HSS	143	0	143	100.00
SAMDRUP JONGKHAR	GARPAWONG MSS	84	3	87	96.55
	GOMDAR CS	96	7	103	93.20
	JOMOTSHANGKHA MSS	31	0	31	100.00
	KARMALING HSS	58	1	59	98.31
	MARTSHALLA MSS	63	0	63	100.00
	MINJIWOONG CS	102	3	105	97.14
	ORONG CS	89	5	94	94.68
	PHUNTSHOTANG MSS	85	2	87	97.70
SAMDRUP JONGKHAR THROMDE	SAMDRUP JONGKHAR MSS	84	1	85	98.82
SAMTSE	DOROKHA CS	213	27	240	88.75
	GOMTU MSS	125	5	130	96.15

DZONGKHAG / THROMDE	SCHOOL	PCA	PCNA	TOTAL APPEARED	PASS %
	PELJORLING HSS	151	5	156	96.79
	SAMTSE HSS	196	2	198	98.99
	TENDRUK CS	218	16	234	93.16
	YOSELTSE MSS	106	8	114	92.98
SARPANG	NORBULING CS	255	19	274	93.07
	SARPANG CS	255	8	263	96.96
THIM-THROM	BABESA MSS	111	4	115	96.52
	CHANGANGKHA MSS	113	3	116	97.41
	DECHHENCHOELING HSS	153	9	162	94.44
	DR.TOBGYEL SCHOOL	21	0	21	100.00
	DRUK SCHOOL	20	0	20	100.00
	EDUCATING FOR LIFELONG CITIZENSHIP HS	11	0	11	100.00
	LOSELING MSS	120	4	124	96.77
	LUNGTENZAMPA MSS	358	24	382	93.72
	MOTITHANG HSS	227	10	237	95.78
	PELKHIL SCHOOL	28	2	30	93.33
	YANGCHENPHUG HSS	239	8	247	96.76
	ZHILUKHA MSS	73	2	75	97.33
THIMPHU	KHASADRAPCHU MSS	95	3	98	96.94
	KUZUCHEN MSS	36	0	36	100.00
	WANGBAMA CS	119	7	126	94.44
TRASHIGANG	BARTSHAM CS	68	0	68	100.00
	DUNGTSE CS	118	0	118	100.00
	GONGTHUNG MSS	59	0	59	100.00
	JAMPELING HSS	85	3	88	96.59
	JIGME SHERUBLING CS	124	0	124	100.00
	RADHI MSS	20	0	20	100.00
	RANGJUNG CS	159	1	160	99.38
	THRIMSHING CS	76	0	76	100.00
	TRASHIGANG MSS	32	0	32	100.00
	TRASHITSE HSS	87	1	88	98.86
	UDZORONG CS	98	0	98	100.00
TRASHIYANGTSE	BAYLING CS	96	3	99	96.97
	KUNZANGLING CS	79	1	80	98.75
	RAMJAR MSS	50	0	50	100.00
	TSENKARLA CS	142	10	152	93.42
TRONGSA	SAMCHOLING MSS	49	3	52	94.23
	SHERUBLING CS	79	3	82	96.34
	TAKTSE CS	57	2	59	96.61
	TSHANGKHA CS	54	1	55	98.18
TSIRANG	DAMPHU CS	266	4	270	98.52
	MENDREGANG CS	147	1	148	99.32
WANGDUE PHODRANG	BAJOTHANG HSS	181	17	198	91.41
	GASELO CS	86	1	87	98.85
	PHOBIKHA CS	102	1	103	99.03
	SAMTENGANG CS	137	8	145	94.48
ZHEMGANG	BULI CS	102	0	102	100.00
	SONAMTHANG CS	107	0	107	100.00
	YEBILAP TSA MSS	108	4	112	96.43
	ZHEMGANG CS	64	0	64	100.00

4.10 SCHOOL PERFORMANCE BASED ON SUBJECT MEAN

DZONGKHA I

Martshalla MSS of Samdrup Jongkhar dzongkhag secured the highest mean of 78.9.

DZONGKHAG / THROMDE	SCHOOL	PASS %			F			M			TOTAL		
		F	M	TOT	N	MEAN	SD	N	MEAN	SD	N	MEAN	SD
BUMTHANG	CHUMEY MSS	100.0	100.0	100.0	32	70.2	5.2	33	63.8	9.4	65	66.9	8.2
	JAKAR HSS	100.0	100.0	100.0	68	70.5	9.6	52	67.5	8.6	120	69.2	9.3
	TANG CS	100.0	100.0	100.0	29	74.8	6.5	32	75.7	8.3	61	75.3	7.5
	URA CS	100.0	100.0	100.0	32	69.7	6.5	17	70.2	8.4	49	69.9	7.1
CHHUKHA	AREKHA MSS	100.0	100.0	100.0	26	69.0	8.5	15	63.1	10.4	41	66.9	9.6
	CHAPCHA MSS	100.0	100.0	100.0	58	65.1	8.8	50	62.4	8.3	108	63.8	8.6
	CHUKHA CS	100.0	100.0	100.0	108	64.0	8.6	88	61.8	8.3	196	63.0	8.5
	CHUMIGTHANG MSS	100.0	96.9	98.7	47	60.4	10.3	32	54.4	10.8	79	58.0	10.8
	DARLA MSS	100.0	100.0	100.0	57	64.9	9.3	49	62.8	8.8	106	63.9	9.1
	GEDU HSS	100.0	100.0	100.0	35	66.9	6.7	18	66.7	7.7	53	66.8	7.0
	KAMJI MSS	100.0	100.0	100.0	76	62.6	8.5	77	62.4	9.2	153	62.5	8.8
	PAKSHIKHA CS	98.8	100.0	99.4	84	62.2	8.3	81	63.6	7.9	165	62.9	8.1
	WANGCHUK MSS	100.0	100.0	100.0	36	66.6	8.6	26	65.7	7.6	62	66.2	8.2
	DAGANA	DAGA HSS	100.0	100.0	100.0	39	68.5	7.5	43	64.3	8.9	82	66.3
	DAGAPELA MSS	100.0	100.0	100.0	37	64.3	7.3	22	61.5	7.3	59	63.3	7.4
	DRUKJEGANG HSS	100.0	100.0	100.0	95	66.7	7.9	61	64.1	7.3	156	65.7	7.7
	GESARLING CS	100.0	100.0	100.0	50	65.2	7.4	41	65.6	6.6	91	65.4	7.0
	LHAMOYZINGKHA MSS	100.0	100.0	100.0	26	60.1	5.7	28	62.0	11.0	54	61.1	8.9
GASA	BJSHONG CS	100.0	100.0	100.0	35	66.7	8.6	38	65.4	7.7	73	66.0	8.1
GELEPHU THROMDE	GELEPHU HSS	100.0	100.0	100.0	153	64.8	9.8	125	58.9	9.1	278	62.1	9.9
	PELRITHANG MSS	96.8	100.0	98.0	62	57.4	10.9	38	54.2	9.7	100	56.2	10.5
HAA	CHUNDU ARM FORCES PUBLIC SCHOOL	100.0	100.0	100.0	30	63.1	7.1	22	65.1	7.9	52	63.9	7.4
	GONGZIM UGYEN DORJI CS	100.0	100.0	100.0	99	67.4	8.7	85	64.2	10.7	184	65.9	9.8
LHUEENTSE	AUTSHO CS	100.0	100.0	100.0	37	75.5	6.6	35	74.4	7.7	72	75.0	7.1
	LHUEENTSE HSS	100.0	100.0	100.0	17	70.8	6.9	13	75.7	6.0	30	72.9	6.9
	MINJEY MSS	100.0	100.0	100.0	27	71.9	5.1	29	73.1	7.4	56	72.5	6.3
MONGAR	TANGMACHU CS	100.0	98.1	99.1	62	68.6	7.9	53	73.0	10.5	115	70.6	9.4
	CHASKHAR CS	100.0	100.0	100.0	12	68.2	5.3	19	69.6	5.0	31	69.0	5.0
	DRAMETSE CS	100.0	100.0	100.0	72	73.0	5.7	86	73.3	6.6	158	73.2	6.2
	GYELPOZHING CS	100.0	100.0	100.0	105	70.7	7.0	86	67.5	9.5	191	69.3	8.4
	KIDHEYKHAR MSS	100.0	94.3	97.1	34	70.0	7.0	35	67.9	12.4	69	68.9	10.1
	MONGAR HSS	100.0	100.0	100.0	60	71.3	7.3	28	62.1	9.2	88	68.3	9.0
	NAGOR MSS	100.0	100.0	100.0	18	72.3	6.7	8	75.8	5.9	26	73.4	6.5
	YADI HSS	100.0	100.0	100.0	51	71.2	5.3	57	71.1	7.9	108	71.1	6.8
PARO	BITEKHA MSS	100.0	100.0	100.0	33	69.4	7.1	34	65.9	7.0	67	67.6	7.2
	DRUKGYEL CS	100.0	98.8	99.4	89	66.9	8.9	83	63.4	10.1	172	65.3	9.6
	KHANGKHU MSS	100.0	100.0	100.0	41	67.6	7.8	34	62.9	9.4	75	65.5	8.8
	LANGO MSS	100.0	100.0	100.0	42	64.8	8.5	27	57.6	9.6	69	62.0	9.6
	SHABA HSS	100.0	100.0	100.0	63	69.7	6.3	58	66.6	7.6	121	68.2	7.1
	SHARI HSS	100.0	100.0	100.0	36	66.4	11.7	40	57.5	8.9	76	61.7	11.2
PEMAGATSHEL	UTPAL HSS	93.3	94.1	93.8	15	60.9	9.6	17	60.8	9.8	32	60.9	9.6
	WANAKHA CS	100.0	100.0	100.0	19	67.6	6.8	20	67.1	6.8	39	67.3	6.7
	NANGKOR CS	100.0	100.0	100.0	28	69.9	8.3	35	70.6	7.0	63	70.3	7.5

DZONGKHAG / THROMDE	SCHOOL	PASS %			F			M			TOTAL		
		F	M	TOT	N	MEAN	SD	N	MEAN	SD	N	MEAN	SD
	NGANGLAM HSS	100.0	100.0	100.0	91	67.5	6.9	89	66.1	7.7	180	66.8	7.3
	PEMA GATSHEL MSS	100.0	100.0	100.0	25	66.9	8.9	26	69.4	8.7	51	68.2	8.8
	YELCHEN CS	100.0	100.0	100.0	50	74.1	6.0	57	68.8	7.0	107	71.3	7.1
	YURUNG CS	100.0	100.0	100.0	61	68.9	6.9	62	68.9	8.8	123	68.9	7.9
PHUNTSHOLING THROMDE	PHUENTSHOLING HSS	100.0	100.0	100.0	70	66.2	8.1	59	61.3	8.5	129	64.0	8.6
	PHUENTSHOLING MSS	100.0	100.0	100.0	57	69.6	8.7	52	62.4	9.3	109	66.2	9.6
	SONAMGANG MSS	97.8	100.0	98.9	46	59.5	11.1	46	55.3	10.3	92	57.4	10.8
PUNAKHA	DASHIDING HSS	100.0	100.0	100.0	39	66.7	6.9	32	63.9	7.6	71	65.4	7.3
	DECHENTSEMO CS	100.0	100.0	100.0	39	61.3	7.0	29	62.7	6.0	68	61.9	6.6
	KABESA MSS	100.0	100.0	100.0	33	70.2	7.1	21	72.0	6.7	54	70.9	6.9
	KHURUTHANG MSS	100.0	100.0	100.0	34	63.9	7.3	20	64.0	10.8	54	63.9	8.6
	PUNAKHA CS	100.0	100.0	100.0	42	67.2	7.0	37	61.0	7.9	79	64.3	8.0
	TASHIDINGKHA MSS	100.0	100.0	100.0	74	71.1	8.6	55	66.8	8.3	129	69.3	8.7
	UGYEN ACADEMY HSS	100.0	100.0	100.0	68	70.8	6.2	74	64.6	6.5	142	67.6	7.1
SAMDRUP JONGKHAR	GARPAWONG MSS	100.0	100.0	100.0	46	67.0	6.6	41	62.0	8.5	87	64.7	7.9
	GOMDAR CS	100.0	100.0	100.0	51	72.7	6.8	52	72.5	6.4	103	72.6	6.5
	JOMOTSHANGKHA MSS	100.0	100.0	100.0	8	69.1	7.7	23	65.1	9.1	31	66.1	8.8
	KARMALING HSS	100.0	100.0	100.0	34	66.2	7.2	25	70.2	6.8	59	67.9	7.2
	MARTSHALLA MSS	100.0	100.0	100.0	36	80.1	7.2	27	77.3	7.8	63	78.9	7.5
	MINJIWOONG CS	100.0	100.0	100.0	57	68.9	6.7	48	70.5	8.4	105	69.7	7.6
	ORONG CS	100.0	100.0	100.0	44	71.7	6.1	50	69.2	7.7	94	70.4	7.1
	PHUNTSHOTHANG MSS	100.0	100.0	100.0	47	66.6	9.4	40	66.8	8.7	87	66.6	9.0
SAMDRUP JONGKHAR THROMDE	SAMDRUP JONGKHAR MSS	100.0	100.0	100.0	45	69.3	8.4	40	66.2	6.6	85	67.8	7.7
SAMTSE	DOROKHA CS	100.0	97.6	98.8	116	61.5	9.3	124	58.6	10.9	240	60.0	10.2
	GOMTU MSS	98.5	98.5	98.5	65	61.8	10.7	65	57.3	10.1	130	59.5	10.6
	PELJORLING HSS	100.0	96.1	98.1	80	63.3	9.8	76	59.2	10.2	156	61.3	10.2
	SAMTSE HSS	100.0	100.0	100.0	119	62.5	8.6	79	57.9	8.6	198	60.7	8.9
	TENDRUK CS	99.2	99.0	99.1	129	61.8	10.0	105	58.4	9.6	234	60.3	9.9
	YOESLTSE MSS	100.0	96.2	98.2	62	56.3	9.8	52	53.3	9.1	114	54.9	9.6
SARPANG	NORBULING CS	100.0	100.0	100.0	169	63.8	8.1	105	63.7	8.2	274	63.7	8.1
	SARPANG CS	99.2	100.0	99.6	123	61.9	9.8	139	59.0	9.5	262	60.4	9.7
THIM-THROM	BABESA MSS	100.0	100.0	100.0	63	65.7	8.5	51	63.5	7.4	114	64.7	8.1
	CHANGANGKHA MSS	100.0	98.0	99.1	65	64.2	7.6	51	60.8	9.3	116	62.7	8.5
	DECHHENCHOELING HSS	100.0	100.0	100.0	97	66.5	10.1	65	62.7	9.2	162	65.0	9.9
	DR.TOBYEL SCHOOL	100.0	100.0	100.0	11	66.4	9.0	10	66.0	4.2	21	66.2	6.9
	DRUK SCHOOL	100.0	100.0	100.0	7	66.3	10.2	13	67.0	8.2	20	66.8	8.7
	EDUCATING FOR LIFELONG CITIZENSHIP HS	100.0	100.0	100.0	5	64.4	8.3	6	63.5	7.6	11	63.9	7.5
	LOSELING MSS	100.0	100.0	100.0	64	67.7	7.7	60	65.5	9.0	124	66.6	8.4
	LUNGTENZAMPA MSS	100.0	98.8	99.5	210	64.9	9.9	172	59.1	10.6	382	62.3	10.6
	MOTITHANG HSS	100.0	97.8	99.2	145	63.7	8.9	92	58.0	9.9	237	61.5	9.7
	PELKHIL SCHOOL	100.0	93.8	96.7	14	61.4	6.5	16	59.4	11.1	30	60.3	9.1
	YANGCHENPHUG HSS	100.0	95.2	97.9	138	62.7	9.9	105	55.9	11.5	243	59.8	11.1
	ZHILUKHA MSS	100.0	100.0	100.0	51	68.4	7.6	24	64.7	9.4	75	67.2	8.3
THIMPHU	KHASADRAPCHU MSS	100.0	98.0	99.0	48	67.1	8.2	50	59.3	10.4	98	63.1	10.1
	KUZUCHEN MSS	100.0	100.0	100.0	15	65.7	7.4	21	61.0	7.0	36	63.0	7.5
	WANGBAMA CS	100.0	96.6	98.4	67	66.5	8.3	59	61.4	10.7	126	64.1	9.8
TRASHIGANG	BARTSHAM CS	100.0	100.0	100.0	39	71.7	5.9	29	73.1	5.5	68	72.3	5.8
	DUNGTSSE CS	100.0	100.0	100.0	61	75.0	5.9	57	76.2	5.9	118	75.6	5.9
	GONGTHUNG MSS	100.0	100.0	100.0	32	72.8	8.1	27	72.6	7.6	59	72.7	7.8

DZONGKHAG / THROMDE	SCHOOL	PASS %			F			M			TOTAL		
		F	M	TOT	N	MEAN	SD	N	MEAN	SD	N	MEAN	SD
	JAMPELING HSS	100.0	100.0	100.0	44	73.4	7.2	40	67.1	7.3	84	70.4	7.9
	JIGME SHERUBLING CS	100.0	100.0	100.0	58	71.5	7.9	66	71.3	8.9	124	71.4	8.4
	RADHI MSS	100.0	100.0	100.0	8	83.0	5.6	12	69.2	6.6	20	74.7	9.3
	RANGJUNG CS	100.0	100.0	100.0	86	71.6	8.4	74	67.2	9.1	160	69.6	9.0
	THRIMSHING CS	100.0	100.0	100.0	45	77.5	5.5	31	77.2	7.0	76	77.3	6.1
	TRASHIGANG MSS	100.0	100.0	100.0	21	74.2	8.0	11	73.3	6.0	32	73.9	7.3
	TRASHITSE HSS	100.0	100.0	100.0	49	77.0	6.7	39	72.8	7.9	88	75.1	7.5
	UDZORONG CS	100.0	100.0	100.0	52	69.0	7.4	46	67.9	9.2	98	68.5	8.3
TRASHIYANGTSE	BAYLING CS	100.0	100.0	100.0	54	70.1	7.8	45	69.7	7.3	99	69.9	7.5
	KUNZANGLING CS	100.0	100.0	100.0	41	72.9	5.7	39	71.7	5.4	80	72.3	5.6
	RAMJAR MSS	100.0	100.0	100.0	27	64.4	7.7	23	65.3	7.5	50	64.9	7.5
	TSENKARLA CS	100.0	100.0	100.0	85	72.8	7.4	67	69.9	9.5	152	71.5	8.5
TRONGSA	SAMCHOLING MSS	100.0	100.0	100.0	23	67.6	6.0	29	62.8	5.7	52	64.9	6.3
	SHERUBLING CS	100.0	100.0	100.0	41	71.0	8.7	41	67.9	7.7	82	69.4	8.3
	TAKTSE CS	100.0	100.0	100.0	33	71.2	8.1	26	70.4	10.3	59	70.8	9.1
	TSHANGKHA CS	100.0	100.0	100.0	29	76.8	4.6	26	76.5	7.4	55	76.7	6.0
TSIRANG	DAMPHU CS	98.5	100.0	99.3	137	63.0	9.8	133	60.7	9.1	270	61.9	9.5
	MENDREGANG CS	98.7	100.0	99.3	79	61.8	8.8	69	62.2	9.0	148	62.0	8.8
WANGDUE PHODRANG	BAJOTHANG HSS	100.0	100.0	100.0	103	65.0	8.8	95	59.5	9.7	198	62.4	9.6
	GASELO CS	100.0	100.0	100.0	54	67.1	6.5	33	64.1	7.1	87	65.9	6.8
	PHOBJIKHA CS	100.0	100.0	100.0	48	73.3	7.4	55	72.2	7.6	103	72.7	7.5
	SAMTENGANG CS	100.0	97.3	98.6	72	70.2	7.5	73	64.7	12.4	145	67.4	10.6
ZHEMGANG	BULI CS	100.0	100.0	100.0	56	68.9	6.9	46	67.1	8.3	102	68.1	7.6
	SONAMTHANG CS	100.0	100.0	100.0	58	72.2	7.5	49	67.1	7.0	107	69.9	7.6
	YEBILAPTA MSS	100.0	100.0	100.0	69	65.8	9.1	43	68.7	8.3	112	66.9	8.9
	ZHEMGANG CS	100.0	100.0	100.0	34	74.6	7.2	30	68.1	7.8	64	71.5	8.1

DZONGKHA II

Martshalla MSS of Samdrup Jongkhar dzongkhag secured the highest mean of 77.2.

DZONGKHAG / THROMDE	SCHOOL	PASS %			F			M			TOTAL		
		F	M	TOT	N	MEAN	SD	N	MEAN	SD	N	MEAN	SD
BUMTHANG	CHUMEY MSS	100.0	100.0	100.0	32	66.5	7.3	33	59.8	9.6	65	63.1	9.1
	JAKAR HSS	100.0	100.0	100.0	68	68.1	9.5	52	65.5	8.2	120	67.0	9.0
	TANG CS	100.0	100.0	100.0	29	71.5	8.0	32	72.0	10.1	61	71.7	9.1
	URA CS	100.0	100.0	100.0	32	66.1	6.3	17	66.1	8.4	49	66.1	7.0
CHHUKHA	AREKHA MSS	100.0	100.0	100.0	26	68.7	8.0	15	61.2	11.2	41	66.0	9.9
	CHAPCHA MSS	100.0	100.0	100.0	58	60.0	9.7	50	59.0	8.2	108	59.6	9.0
	CHUKHA CS	99.1	100.0	99.5	108	59.8	10.0	88	59.0	9.5	196	59.4	9.8
	CHUMIGTHANG MSS	100.0	96.9	98.7	47	65.1	8.5	32	61.6	10.7	79	63.7	9.5
	DARLA MSS	100.0	100.0	100.0	57	65.9	7.9	49	63.3	7.3	106	64.7	7.7
	GEDU HSS	100.0	100.0	100.0	35	63.1	7.4	18	63.8	8.7	53	63.3	7.8
	KAMJI MSS	100.0	98.7	99.3	76	57.3	9.3	77	58.1	10.4	153	57.7	9.9
	PAKSHIKHA CS	98.8	100.0	99.4	84	59.8	8.8	81	63.5	8.4	165	61.6	8.8
	WANGCHUK MSS	100.0	100.0	100.0	36	64.4	8.5	26	62.5	9.2	62	63.6	8.8
DAGANA	DAGA HSS	100.0	100.0	100.0	39	68.3	8.8	43	63.6	9.5	82	65.8	9.4
	DAGAPELA MSS	100.0	100.0	100.0	37	67.4	9.7	22	63.9	9.3	59	66.1	9.6
	DRUKJEGANG HSS	100.0	100.0	100.0	95	67.9	8.2	61	63.9	9.1	156	66.3	8.8
	GESARLING CS	100.0	100.0	100.0	50	66.0	8.3	41	67.3	6.8	91	66.6	7.6
	LHAMOYIZINGKHA MSS	100.0	100.0	100.0	26	58.0	6.0	28	60.8	10.2	54	59.4	8.5

DZONGKHAG / THROMDE	SCHOOL	PASS %			F			M			TOTAL		
		F	M	TOT	N	MEAN	SD	N	MEAN	SD	N	MEAN	SD
GASA	BJSHONG CS	100.0	100.0	100.0	35	67.5	8.4	38	67.5	7.8	73	67.5	8.1
GELEPHU THROMDE	GELEPHU HSS	100.0	100.0	100.0	153	64.5	10.5	125	60.8	9.8	278	62.8	10.3
	PELRITHANG MSS	98.4	97.4	98.0	62	61.5	11.6	38	56.2	11.0	100	59.5	11.6
HAA	CHUNDU ARM FORCES PUBLIC SCHOOL	100.0	100.0	100.0	30	62.5	7.9	22	63.1	7.7	52	62.8	7.7
	GONGZIM UGYEN DORJI CS	100.0	100.0	100.0	99	63.6	8.4	85	59.8	11.3	184	61.8	10.0
LHUENTSE	AUTSHO CS	100.0	100.0	100.0	37	70.5	6.7	35	71.9	7.5	72	71.2	7.1
	LHUENTSE HSS	100.0	100.0	100.0	17	69.2	7.8	13	72.4	7.6	30	70.6	7.7
	MINJEY MSS	100.0	100.0	100.0	27	67.6	8.2	29	68.7	8.9	56	68.1	8.5
MONGAR	TANGMACHU CS	100.0	100.0	100.0	62	66.6	8.3	53	71.8	11.0	115	69.0	9.9
	CHASKHAR CS	100.0	100.0	100.0	12	67.4	7.4	19	68.3	6.3	31	67.9	6.7
	DRAMETSE CS	100.0	100.0	100.0	72	71.6	8.0	86	72.3	7.8	158	72.0	7.9
	GYELPOZHING CS	100.0	100.0	100.0	105	67.7	8.4	86	64.1	10.9	191	66.1	9.8
	KIDHEYKHAR MSS	100.0	97.1	98.6	34	66.6	7.9	35	64.7	13.4	69	65.6	11.0
	MONGAR HSS	100.0	100.0	100.0	60	66.6	8.4	28	60.8	8.4	88	64.7	8.8
	NAGOR MSS	100.0	100.0	100.0	18	76.6	6.0	8	75.9	6.1	26	76.3	5.9
	YADI HSS	100.0	100.0	100.0	51	70.8	7.0	57	69.4	8.1	108	70.1	7.6
PARO	BITEKHA MSS	100.0	100.0	100.0	33	64.5	8.0	34	62.3	6.9	67	63.4	7.5
	DRUKGYEL CS	100.0	98.8	99.4	89	66.7	11.0	83	60.7	10.7	172	63.8	11.3
	KHANGKHU MSS	100.0	100.0	100.0	41	65.0	9.2	34	60.2	8.1	75	62.8	9.0
	LANGO MSS	100.0	100.0	100.0	42	59.9	9.7	27	54.1	8.3	69	57.6	9.5
	SHABA HSS	100.0	98.3	99.2	63	63.9	8.3	58	58.9	9.0	121	61.5	8.9
	SHARI HSS	97.2	100.0	98.7	36	65.4	12.1	40	59.0	9.6	76	62.0	11.3
	UTPAL HSS	100.0	94.1	96.9	15	65.2	6.6	17	63.7	10.8	32	64.4	9.0
	WANAKHA CS	100.0	100.0	100.0	19	66.5	8.8	20	67.1	6.6	39	66.8	7.7
PEMAGATSHEL	NANGKOR CS	100.0	100.0	100.0	28	68.1	6.7	35	70.3	8.5	63	69.3	7.8
	NGANGLAM HSS	100.0	100.0	100.0	91	68.5	7.2	89	68.0	7.4	180	68.3	7.3
	PEMA GATSHEL MSS	100.0	100.0	100.0	25	72.4	8.0	26	72.8	9.1	51	72.6	8.5
	YELCHEN CS	100.0	100.0	100.0	50	69.4	7.9	57	65.5	6.6	107	67.3	7.4
	YURUNG CS	100.0	100.0	100.0	61	67.8	6.7	62	66.7	10.5	123	67.2	8.8
PHUNTSHOLING THROMDE	PHUENTSHOLING HSS	100.0	100.0	100.0	70	61.5	7.4	59	56.9	7.8	129	59.4	7.9
	PHUENTSHOLING MSS	100.0	100.0	100.0	57	65.9	8.4	52	62.3	9.4	109	64.2	9.0
	SONAMGANG MSS	97.8	97.8	97.8	46	61.4	13.0	46	59.5	11.2	92	60.4	12.1
PUNAKHA	DASHIDING HSS	100.0	100.0	100.0	39	65.1	9.6	32	63.6	9.9	71	64.4	9.7
	DECHENTSEMO CS	100.0	100.0	100.0	39	56.2	8.9	29	57.1	9.3	68	56.6	9.0
	KABESA MSS	100.0	100.0	100.0	33	67.3	8.2	21	68.2	7.8	54	67.7	8.0
	KHURUTHANG MSS	100.0	100.0	100.0	34	59.3	6.1	20	61.0	10.5	54	59.9	8.0
	PUNAKHA CS	100.0	97.3	98.7	42	61.8	8.0	37	55.5	9.3	79	58.8	9.2
	TASHIDINGKHA MSS	100.0	100.0	100.0	74	69.1	10.0	55	66.0	10.1	129	67.8	10.1
	UGYEN ACADEMY HSS	100.0	100.0	100.0	68	69.3	6.4	74	64.0	8.6	142	66.5	8.0
SAMDRUP JONGKHAR	GARPAWONG MSS	100.0	100.0	100.0	46	65.5	6.6	41	61.0	9.4	87	63.4	8.3
	GOMDAR CS	100.0	100.0	100.0	51	66.8	7.5	52	68.5	6.9	103	67.6	7.2
	JOMOTSHANGKHA MSS	100.0	100.0	100.0	8	67.9	9.3	23	63.7	8.5	31	64.8	8.7
	KARMALING HSS	100.0	100.0	100.0	34	66.7	9.0	25	68.6	8.1	59	67.5	8.6
	MARTSHALLA MSS	100.0	100.0	100.0	36	77.2	8.2	27	77.2	8.9	63	77.2	8.4
	MINJIWOONG CS	100.0	100.0	100.0	57	65.7	7.4	48	68.3	9.0	105	66.9	8.2
	ORONG CS	100.0	100.0	100.0	44	69.8	7.3	50	68.2	10.3	94	68.9	9.0
SAMDRUP JONGKHAR THROMDE	PHUNTSHOTHANG MSS	100.0	100.0	100.0	47	61.7	9.3	40	62.0	10.8	87	61.8	9.9
	SAMDRUP JONGKHAR MSS	100.0	100.0	100.0	45	61.8	8.4	40	59.6	6.5	85	60.7	7.6
SAMTSE	DOROKHA CS	98.3	96.8	97.5	116	56.6	9.6	124	55.2	10.5	240	55.9	10.1

DZONGKHAG / THROMDE	SCHOOL	PASS %			F			M			TOTAL		
		F	M	TOT	N	MEAN	SD	N	MEAN	SD	N	MEAN	SD
	GOMTU MSS	98.5	98.5	98.5	65	60.3	9.8	65	56.2	10.6	130	58.3	10.4
	PELJORLING HSS	100.0	98.7	99.4	80	60.1	10.7	76	57.8	9.6	156	59.0	10.2
	SAMTSE HSS	99.2	100.0	99.5	119	59.1	9.9	79	55.5	9.3	198	57.7	9.8
	TENDRUK CS	99.2	98.1	98.7	129	58.9	10.6	105	56.0	9.9	234	57.6	10.4
	YOESLTSE MSS	100.0	100.0	100.0	62	58.0	9.8	52	55.1	8.9	114	56.6	9.5
SARPANG	NORBULING CS	100.0	100.0	100.0	169	63.6	8.5	105	61.8	9.0	274	62.9	8.7
	SARPANG CS	100.0	100.0	100.0	123	63.7	10.4	139	62.3	11.2	262	63.0	10.8
THIM-THROM	BABESA MSS	100.0	98.0	99.1	63	64.4	11.2	51	59.4	9.5	114	62.2	10.7
	CHANGANGKHA MSS	100.0	98.0	99.1	65	64.8	8.9	51	61.7	11.1	116	63.5	10.0
	DECHHENCHOELING HSS	100.0	100.0	100.0	97	66.9	9.2	65	63.1	9.7	162	65.4	9.5
	DR.TOBYEL SCHOOL	100.0	100.0	100.0	11	58.8	8.5	10	58.0	7.1	21	58.4	7.6
	DRUK SCHOOL	100.0	100.0	100.0	7	55.7	12.3	13	64.0	8.9	20	61.1	10.7
	EDUCATING FOR LIFELONG CITIZENSHIP HS	100.0	100.0	100.0	5	59.4	5.8	6	61.0	8.4	11	60.3	7.0
	LOSELING MSS	100.0	100.0	100.0	64	66.0	9.4	60	63.8	10.9	124	64.9	10.1
	LUNGTENZAMPA MSS	99.5	96.5	98.2	210	65.0	10.8	172	59.3	11.4	382	62.4	11.4
	MOTITHANG HSS	99.3	96.7	98.3	145	61.7	10.1	92	55.3	10.8	237	59.2	10.8
	PELKHIL SCHOOL	100.0	100.0	100.0	14	62.8	9.2	16	61.3	9.9	30	62.0	9.5
	YANGCHENPHUG HSS	100.0	94.3	97.5	138	64.4	9.8	105	56.4	11.8	243	61.0	11.4
	ZHILUKHA MSS	100.0	100.0	100.0	51	66.0	7.4	24	63.1	10.8	75	65.1	8.7
THIMPHU	KHASADRACHU MSS	100.0	98.0	99.0	48	66.0	10.6	50	58.3	11.4	98	62.1	11.6
	KUZUCHEN MSS	100.0	100.0	100.0	15	62.3	7.0	21	58.2	7.5	36	59.9	7.4
	WANGBAMA CS	100.0	100.0	100.0	67	64.3	9.1	59	60.5	11.1	126	62.6	10.2
TRASHIGANG	BARTSHAM CS	100.0	100.0	100.0	39	71.7	7.0	29	74.1	5.1	68	72.7	6.3
	DUNGTSE CS	100.0	100.0	100.0	61	73.6	6.6	57	76.1	6.0	118	74.8	6.4
	GONGTHUNG MSS	100.0	100.0	100.0	32	67.2	11.2	27	69.6	8.2	59	68.3	9.9
	JAMPELING HSS	100.0	100.0	100.0	44	72.5	8.1	40	65.7	8.6	84	69.3	9.0
	JIGME SHERUBLING CS	100.0	100.0	100.0	58	70.1	7.4	66	72.7	7.5	124	71.5	7.5
	RADHI MSS	100.0	100.0	100.0	8	81.1	7.6	12	65.8	10.8	20	71.9	12.2
	RANGJUNG CS	100.0	100.0	100.0	86	70.7	8.0	74	68.0	8.9	160	69.4	8.5
	THRIMSHING CS	100.0	100.0	100.0	45	74.6	6.7	31	75.7	8.2	76	75.1	7.3
	TRASHIGANG MSS	100.0	100.0	100.0	21	74.0	7.2	11	75.5	7.5	32	74.6	7.2
	TRASHITSE HSS	100.0	100.0	100.0	49	73.7	7.4	39	69.7	8.3	88	72.0	8.0
	UDZORONG CS	100.0	100.0	100.0	52	70.6	7.0	46	68.2	9.6	98	69.5	8.4
TRASHIYANGTSE	BAYLING CS	100.0	100.0	100.0	54	66.4	8.3	45	65.5	9.7	99	66.0	8.9
	KUNZANGLING CS	100.0	100.0	100.0	41	69.3	6.8	39	67.9	6.6	80	68.6	6.7
	RAMJAR MSS	100.0	100.0	100.0	27	58.1	8.3	23	60.7	7.3	50	59.3	7.9
	TSENKARLA CS	100.0	100.0	100.0	85	70.8	8.3	67	68.9	9.8	152	70.0	9.0
TRONGSA	SAMCHOLING MSS	100.0	100.0	100.0	23	69.0	6.1	29	63.5	7.2	52	66.0	7.2
	SHERUBLING CS	100.0	100.0	100.0	41	69.7	7.2	41	65.5	8.7	82	67.6	8.2
	TAKTSE CS	100.0	100.0	100.0	33	72.4	9.2	26	72.4	8.8	59	72.4	8.9
	TSHANGKHA CS	100.0	100.0	100.0	29	70.3	6.6	26	68.3	10.3	55	69.3	8.5
TSIRANG	DAMPHU CS	99.3	99.2	99.3	137	61.3	9.4	133	58.8	8.5	270	60.1	9.0
	MENDREGANG CS	100.0	100.0	100.0	79	64.9	7.9	69	65.0	9.1	148	64.9	8.4
WANGDUE PHODRANG	BAJOTHANG HSS	100.0	98.9	99.5	103	68.5	8.9	95	62.2	10.9	198	65.5	10.4
	GASELO CS	100.0	100.0	100.0	54	63.4	7.5	33	61.3	8.1	87	62.6	7.7
	PHOBIKHA CS	100.0	100.0	100.0	48	67.3	8.8	55	67.5	9.4	103	67.4	9.1
	SAMTENGANG CS	100.0	94.5	97.2	72	62.7	8.6	73	59.2	12.9	145	60.9	11.1
ZHEMGANG	BULI CS	100.0	100.0	100.0	56	63.9	6.8	46	63.7	8.8	102	63.8	7.8
	SONAMTHANG CS	100.0	100.0	100.0	58	68.0	7.8	49	64.2	7.6	107	66.3	8.0
	YEBILAPTA MSS	100.0	100.0	100.0	69	64.7	9.4	43	68.2	9.6	112	66.0	9.6

DZONGKHAG / THROMDE	SCHOOL	PASS %			F			M			TOTAL		
		F	M	TOT	N	MEAN	SD	N	MEAN	SD	N	MEAN	SD
	ZHEMGANG CS	100.0	100.0	100.0	34	69.3	7.5	30	65.1	8.2	64	67.3	8.1

ENGLISH I

Educating for Lifelong Citizenship HS of Thimphu thromde secured the highest mean score of 74.8.

DZONGKHAG / THROMDE	SCHOOL	PASS %			F			M			TOTAL		
		F	M	TOT	N	MEAN	SD	N	MEAN	SD	N	MEAN	SD
BUMTHANG	CHUMEY MSS	100.0	100.0	100.0	32	63.4	7.1	33	55.7	7.7	65	59.5	8.3
	JAKAR HSS	100.0	100.0	100.0	68	65.4	8.6	52	65.1	7.7	120	65.2	8.2
	TANG CS	100.0	100.0	100.0	29	58.9	8.3	32	61.6	8.0	61	60.3	8.2
CHHUKHA	URA CS	100.0	100.0	100.0	32	61.1	7.4	17	60.2	9.4	49	60.8	8.1
	AREKHA MSS	100.0	100.0	100.0	26	64.4	6.7	15	60.3	9.8	41	62.9	8.1
	CHAPCHA MSS	100.0	100.0	100.0	58	60.4	9.8	50	60.1	8.2	108	60.3	9.1
	CHUKHA CS	99.1	100.0	99.5	108	59.7	9.7	88	59.5	7.8	196	59.6	8.9
	CHUMIGTHANG MSS	100.0	100.0	100.0	47	61.4	8.3	32	58.5	7.3	79	60.2	8.0
	DARLA MSS	100.0	100.0	100.0	57	63.3	8.1	49	62.9	7.4	106	63.1	7.8
	GEDU HSS	100.0	100.0	100.0	36	62.6	8.7	18	64.5	8.9	54	63.2	8.7
DAGANA	KAMJI MSS	100.0	100.0	100.0	76	56.4	7.4	77	58.2	7.6	153	57.3	7.5
	PAKSHIKHA CS	100.0	100.0	100.0	84	55.7	9.0	81	56.3	9.4	165	56.0	9.2
	WANGCHUK MSS	100.0	100.0	100.0	36	60.6	9.0	26	60.0	5.7	62	60.4	7.7
	DAGA HSS	100.0	100.0	100.0	39	67.6	9.2	43	65.4	8.6	82	66.5	8.9
	DAGAPELA MSS	100.0	100.0	100.0	37	65.2	6.7	22	62.8	6.1	59	64.3	6.5
	DRUKJEGANG HSS	100.0	100.0	100.0	95	58.5	9.8	61	58.3	7.9	156	58.4	9.1
GASA	GESARLING CS	100.0	100.0	100.0	50	63.4	6.6	41	62.1	6.8	91	62.8	6.7
	LHAMOYZINGKHA MSS	100.0	100.0	100.0	26	60.0	7.6	28	66.2	10.3	54	63.2	9.6
	BJISHONG CS	100.0	100.0	100.0	35	61.2	8.4	38	64.2	8.5	73	62.8	8.5
GELEPHU THROMDE	GELEPHU HSS	100.0	100.0	100.0	154	62.6	9.3	125	60.1	8.7	279	61.5	9.1
	PELRITHANG MSS	100.0	100.0	100.0	62	64.6	9.8	38	61.7	9.0	100	63.5	9.6
HAA	CHUNDU ARM FORCES PUBLIC SCHOOL	100.0	100.0	100.0	30	59.6	6.6	22	63.5	6.7	52	61.2	6.8
	GONGZIM UGYEN DORJI CS	100.0	100.0	100.0	101	61.9	8.3	88	61.5	7.7	189	61.7	8.0
LHUEWENTSE	AUTSHO CS	100.0	100.0	100.0	37	53.4	7.3	35	56.4	6.9	72	54.8	7.2
	LHUEWENTSE HSS	100.0	100.0	100.0	17	60.9	8.3	13	69.0	8.3	30	64.4	9.1
	MINJEY MSS	100.0	100.0	100.0	27	56.3	7.6	29	59.6	7.7	56	58.0	7.8
	TANGMACHU CS	100.0	100.0	100.0	62	54.7	7.1	53	60.0	8.0	115	57.1	7.9
MONGAR	CHASKHAR CS	100.0	100.0	100.0	12	60.3	5.2	19	57.7	4.4	31	58.7	4.8
	DRAMETSE CS	100.0	100.0	100.0	72	58.7	7.3	86	59.6	7.4	158	59.2	7.4
	GYELPOZHING CS	100.0	100.0	100.0	105	59.9	9.5	86	60.1	7.9	191	60.0	8.8
	KIDHEYKHAR MSS	100.0	100.0	100.0	34	59.7	8.3	35	57.6	8.4	69	58.6	8.4
	MONGAR HSS	100.0	100.0	100.0	60	68.0	10.1	28	61.4	7.4	88	65.9	9.8
	NAGOR MSS	100.0	100.0	100.0	18	57.7	7.7	8	61.6	6.8	26	58.9	7.5
	YADI HSS	100.0	100.0	100.0	51	59.6	8.4	57	60.1	6.7	108	59.9	7.5
PARO	BITEKHA MSS	100.0	100.0	100.0	33	59.8	7.6	34	59.2	7.0	67	59.5	7.3
	DRUKGYEL CS	100.0	100.0	100.0	89	66.7	9.0	83	63.1	10.1	172	65.0	9.7
	KHANGKHU MSS	100.0	100.0	100.0	41	69.0	8.1	34	67.8	8.8	75	68.5	8.4
	LANGO MSS	100.0	100.0	100.0	42	63.8	9.3	27	60.1	7.6	69	62.3	8.8
	SHABA HSS	100.0	100.0	100.0	65	65.4	9.6	58	63.9	7.9	123	64.7	8.8
	SHARI HSS	100.0	100.0	100.0	36	62.6	8.9	40	58.2	5.8	76	60.3	7.7
	UTPAL HSS	100.0	100.0	100.0	15	65.4	9.3	17	65.5	7.8	32	65.5	8.4

DZONGKHAG / THROMDE	SCHOOL	PASS %			F			M			TOTAL		
		F	M	TOT	N	MEAN	SD	N	MEAN	SD	N	MEAN	SD
	WANAKHA CS	100.0	100.0	100.0	19	61.0	8.5	20	60.4	9.6	39	60.7	8.9
PEMAGATSHEL	NANGKOR CS	100.0	100.0	100.0	28	64.2	11.0	35	68.0	10.1	63	66.3	10.6
	NGANGLAM HSS	100.0	100.0	100.0	91	56.8	7.5	89	60.2	8.1	180	58.5	7.9
	PEMA GATSHEL MSS	100.0	100.0	100.0	25	64.7	8.9	26	64.0	9.4	51	64.4	9.1
	YELCHEN CS	100.0	100.0	100.0	50	61.9	7.4	57	58.5	6.1	107	60.1	6.9
	YURUNG CS	100.0	100.0	100.0	61	58.5	8.4	62	60.8	8.3	123	59.7	8.4
PHUNTS HOLING THROMDE	PHUENTSHOLING HSS	100.0	100.0	100.0	70	63.0	8.9	59	60.9	7.1	129	62.0	8.2
	PHUENTSHOLING MSS	100.0	100.0	100.0	57	66.4	7.3	52	62.0	7.9	109	64.3	7.9
	SONAMGANG MSS	100.0	100.0	100.0	46	62.2	7.9	46	61.0	9.1	92	61.6	8.5
PUNAKHA	DASHIDING HSS	100.0	100.0	100.0	39	67.0	7.7	32	63.9	6.5	71	65.6	7.3
	DECHENTSEMO CS	100.0	100.0	100.0	39	58.3	9.6	29	55.8	6.7	68	57.2	8.5
	KABESA MSS	100.0	100.0	100.0	33	61.4	9.8	21	64.3	6.6	54	62.5	8.8
	KHURUTHANG MSS	100.0	100.0	100.0	34	67.5	9.3	20	68.6	8.7	54	67.9	9.0
	PUNAKHA CS	100.0	97.3	98.7	42	66.1	7.6	37	58.2	10.6	79	62.4	9.9
	TASHIDINGKHA MSS	100.0	100.0	100.0	74	59.1	8.6	55	57.8	6.7	129	58.6	7.8
SAMDRUP JONGKHAR	UGYEN ACADEMY HSS	100.0	100.0	100.0	68	73.9	7.7	75	70.4	7.3	143	72.1	7.7
	GARPAWONG MSS	100.0	100.0	100.0	46	63.5	7.5	41	60.7	8.4	87	62.1	8.0
	GOMDAR CS	98.0	100.0	99.0	51	53.9	8.3	52	56.8	7.0	103	55.4	7.8
	JOMOTSHANGKHA MSS	100.0	100.0	100.0	8	60.9	7.1	23	63.7	9.3	31	63.0	8.8
	KARMALING HSS	100.0	100.0	100.0	34	57.2	6.7	25	61.6	8.2	59	59.1	7.6
	MARTSHALLA MSS	100.0	100.0	100.0	36	62.3	7.4	27	61.2	8.0	63	61.8	7.6
	MINJIWOONG CS	100.0	100.0	100.0	57	54.0	6.6	48	59.6	9.2	105	56.6	8.4
	ORONG CS	100.0	100.0	100.0	44	58.1	9.4	50	57.2	7.1	94	57.6	8.2
	PHUNTSHOTANG MSS	100.0	100.0	100.0	47	63.5	8.4	40	63.7	9.7	87	63.6	9.0
	SAMDRUP JONGKHAR THROMDE	SAMDRUP JONGKHAR MSS	100.0	100.0	100.0	45	64.5	10.1	40	59.6	7.4	85	62.2
SAMTSE	DOROKHA CS	100.0	100.0	100.0	116	58.2	8.7	124	56.7	7.4	240	57.4	8.1
	GOMTU MSS	100.0	100.0	100.0	65	62.2	8.0	65	59.5	7.4	130	60.8	7.8
	PELJORLING HSS	100.0	100.0	100.0	80	59.4	9.0	76	57.4	8.2	156	58.4	8.6
	SAMTSE HSS	100.0	100.0	100.0	119	65.2	9.9	79	62.6	10.2	198	64.2	10.1
	TENDRUK CS	100.0	100.0	100.0	129	61.0	9.0	105	58.3	7.6	234	59.8	8.5
SARPANG	YOESLTSE MSS	100.0	100.0	100.0	62	57.0	8.1	52	54.8	6.9	114	56.0	7.6
	NORBULING CS	100.0	100.0	100.0	169	61.5	9.5	105	61.9	9.5	274	61.6	9.4
	SARPANG CS	100.0	100.0	100.0	123	66.2	9.1	140	65.1	8.1	263	65.6	8.6
THIM-THROM	BABESA MSS	100.0	100.0	100.0	64	61.3	9.2	51	61.8	7.0	115	61.5	8.3
	CHANGANGKHA MSS	100.0	100.0	100.0	65	70.3	8.6	51	69.3	9.5	116	69.8	8.9
	DECHHENCHOELING HSS	100.0	100.0	100.0	97	63.3	9.2	65	62.6	8.9	162	63.0	9.0
	DR.TOBYGEL SCHOOL	100.0	100.0	100.0	11	66.8	5.7	10	66.9	3.6	21	66.9	4.7
	DRUK SCHOOL	100.0	100.0	100.0	7	68.4	7.8	13	72.3	6.7	20	71.0	7.2
	EDUCATING FOR LIFELONG CITIZENSHIP HS	100.0	100.0	100.0	5	79.2	6.0	6	71.2	12.7	11	74.8	10.6
	LOSELING MSS	100.0	100.0	100.0	64	65.1	8.1	60	63.9	8.5	124	64.5	8.2
	LUNGTENZAMPA MSS	100.0	100.0	100.0	210	69.0	9.4	172	65.1	7.8	382	67.2	8.9
	MOTITHANG HSS	100.0	100.0	100.0	145	67.9	9.1	92	65.1	8.4	237	66.8	8.9
	PELKHIL SCHOOL	100.0	100.0	100.0	14	61.2	5.4	16	60.3	6.0	30	60.7	5.7
THIMPHU	YANGCHENPHUG HSS	100.0	100.0	100.0	141	67.7	8.1	106	64.9	9.0	247	66.5	8.6
	ZHILUKHA MSS	100.0	100.0	100.0	51	68.4	8.3	24	67.5	8.1	75	68.1	8.2
	KHASADRAPCHU MSS	100.0	100.0	100.0	48	65.6	9.6	50	62.0	9.4	98	63.8	9.6
	KUZUCHEN MSS	100.0	100.0	100.0	15	60.7	4.9	21	62.9	4.8	36	61.9	4.9
TRASHIGANG	WANGBAMA CS	100.0	100.0	100.0	67	60.8	8.5	59	58.9	8.6	126	59.9	8.6
	BARTSHAM CS	100.0	100.0	100.0	39	61.0	8.1	29	61.8	7.3	68	61.3	7.7

DZONGKHAG / THROMDE	SCHOOL	PASS %			F			M			TOTAL		
		F	M	TOT	N	MEAN	SD	N	MEAN	SD	N	MEAN	SD
	DUNGTSE CS	100.0	100.0	100.0	61	58.4	7.8	57	58.8	8.4	118	58.6	8.1
	GONGTHUNG MSS	100.0	100.0	100.0	32	55.5	9.8	27	55.7	7.2	59	55.6	8.7
	JAMPELING HSS	100.0	100.0	100.0	45	65.5	11.4	43	58.9	6.8	88	62.3	9.9
	JIGME SHERUBLING CS	100.0	100.0	100.0	58	65.6	8.9	66	65.3	8.0	124	65.4	8.4
	RADHI MSS	100.0	100.0	100.0	8	75.5	13.4	12	62.2	8.6	20	67.5	12.4
	RANGJUNG CS	100.0	100.0	100.0	86	66.6	9.1	74	63.4	8.0	160	65.1	8.7
	THRIMSHING CS	100.0	100.0	100.0	45	61.8	9.9	31	61.5	8.6	76	61.7	9.3
	TRASHIGANG MSS	100.0	100.0	100.0	21	68.9	8.6	11	66.2	6.3	32	68.0	7.9
	TRASHITSE HSS	100.0	100.0	100.0	49	62.6	7.7	39	60.1	6.8	88	61.5	7.4
	UDZORONG CS	100.0	100.0	100.0	52	54.5	8.0	46	57.2	8.3	98	55.8	8.2
TRASHIYANGTSE	BAYLING CS	100.0	100.0	100.0	54	61.3	9.2	45	63.6	8.7	99	62.3	9.0
	KUNZANGLING CS	100.0	100.0	100.0	41	57.8	6.9	39	58.5	8.0	80	58.2	7.4
	RAMJAR MSS	100.0	100.0	100.0	27	52.2	7.4	23	55.5	8.3	50	53.7	7.9
	TSENKARLA CS	100.0	100.0	100.0	85	60.7	8.3	67	60.4	9.6	152	60.6	8.9
TRONGSA	SAMCHOLING MSS	100.0	100.0	100.0	23	59.2	9.2	29	56.0	8.1	52	57.4	8.7
	SHERUBLING CS	100.0	100.0	100.0	41	64.9	9.4	41	61.8	7.3	82	63.3	8.5
	TAKTSE CS	100.0	100.0	100.0	33	60.5	7.8	26	63.3	9.6	59	61.7	8.7
	TSHANGKHA CS	100.0	100.0	100.0	29	60.7	8.2	26	59.5	9.2	55	60.1	8.6
TSIRANG	DAMPHU CS	100.0	100.0	100.0	137	62.2	8.8	133	61.8	7.1	270	62.0	8.0
	MENDREGANG CS	100.0	100.0	100.0	79	60.8	7.5	69	64.0	8.9	148	62.3	8.3
WANGDUE PHODRANG	BAJOTHANG HSS	100.0	100.0	100.0	103	62.9	10.5	95	60.9	8.9	198	61.9	9.8
	GASELO CS	100.0	100.0	100.0	54	58.1	6.6	33	58.5	7.9	87	58.3	7.1
	PHOBJUKHA CS	100.0	100.0	100.0	48	58.7	7.6	55	57.8	8.7	103	58.2	8.2
	SAMTENGANG CS	100.0	100.0	100.0	72	59.9	7.6	73	59.6	7.7	145	59.7	7.6
ZHEMGANG	BULI CS	100.0	100.0	100.0	56	58.1	6.7	46	58.7	8.2	102	58.4	7.4
	SONAMTHANG CS	100.0	100.0	100.0	58	58.3	7.1	49	60.0	7.0	107	59.1	7.1
	YEBILAP TSA MSS	100.0	100.0	100.0	69	58.7	8.5	43	60.7	9.8	112	59.4	9.1
	ZHEMGANG CS	100.0	100.0	100.0	34	68.4	8.5	30	62.9	7.8	64	65.8	8.6

ENGLISH II

Educating for Lifelong Citizenship HS of Thimphu thromde secured the highest mean of 67.1.

DZONGKHAG / THROMDE	SCHOOL	PASS %			F			M			TOTAL		
		F	M	TOT	N	MEAN	SD	N	MEAN	SD	N	MEAN	SD
BUMTHANG	CHUMEY MSS	100.0	97.0	98.5	32	57.0	9.0	33	47.6	9.9	65	52.3	10.5
	JAKAR HSS	100.0	100.0	100.0	68	61.3	10.4	52	62.0	10.7	120	61.6	10.5
	TANG CS	93.1	100.0	96.7	29	52.9	11.6	32	56.4	10.0	61	54.7	10.8
	URA CS	100.0	100.0	100.0	32	57.4	9.6	17	57.2	10.1	49	57.3	9.7
CHHUKHA	AREKHA MSS	100.0	100.0	100.0	26	59.7	8.3	15	54.3	11.9	41	57.7	10.0
	CHAPCHA MSS	98.3	100.0	99.1	58	54.8	12.8	50	53.4	9.2	108	54.1	11.2
	CHUKHA CS	97.2	98.9	98.0	108	52.7	11.8	88	50.8	9.0	196	51.8	10.7
	CHUMIGTHANG MSS	100.0	100.0	100.0	47	60.2	11.0	32	57.6	9.4	79	59.2	10.4
	DARLA MSS	100.0	100.0	100.0	57	60.9	9.9	49	58.7	9.7	106	59.9	9.9
	GEDU HSS	100.0	100.0	100.0	36	56.4	10.5	18	58.6	10.9	54	57.1	10.6
	KAMJI MSS	97.4	98.7	98.0	76	52.5	10.7	77	54.2	11.2	153	53.4	10.9
	PAKSHIKHA CS	97.6	93.8	95.8	84	51.5	10.9	81	50.4	10.8	165	51.0	10.8
	WANGCHUK MSS	97.2	100.0	98.4	36	54.3	11.0	26	54.0	9.3	62	54.2	10.2
DAGANA	DAGA HSS	100.0	100.0	100.0	39	61.4	9.9	43	56.1	9.9	82	58.6	10.2

DZONGKHAG / THROMDE	SCHOOL	PASS %			F			M			TOTAL		
		F	M	TOT	N	MEAN	SD	N	MEAN	SD	N	MEAN	SD
	DAGAPELA MSS	100.0	100.0	100.0	37	60.1	11.7	22	57.7	8.6	59	59.2	10.6
	DRUKJEGANG HSS	98.9	100.0	99.4	95	56.6	11.8	61	55.0	9.9	156	56.0	11.1
	GESARLING CS	100.0	100.0	100.0	50	59.3	9.2	41	59.0	7.4	91	59.2	8.4
	LHAMOYZINGKHA MSS	100.0	100.0	100.0	26	55.8	10.3	28	63.6	12.6	54	59.8	12.1
GASA	BJISHONG CS	100.0	100.0	100.0	35	60.0	10.9	38	60.4	10.7	73	60.2	10.7
GELEPHU THROMDE	GELEPHU HSS	98.7	98.4	98.6	154	56.9	12.3	125	53.8	10.2	279	55.5	11.5
	PELRITHANG MSS	100.0	97.4	99.0	62	60.5	12.6	38	55.3	11.8	100	58.6	12.5
HAA	CHUNDU ARM FORCES PUBLIC SCHOOL	100.0	100.0	100.0	30	55.3	8.3	22	58.0	9.0	52	56.4	8.7
	GONGZIM UGYEN DORJI CS	97.0	97.7	97.4	101	53.8	11.0	88	52.6	9.5	189	53.2	10.3
LHUENTSE	AUTSHO CS	100.0	94.3	97.2	37	52.2	11.0	35	51.7	10.5	72	52.0	10.7
	LHUENTSE HSS	100.0	100.0	100.0	17	58.1	10.0	13	63.6	10.9	30	60.5	10.6
	MINJEY MSS	100.0	96.6	98.2	27	50.2	10.7	29	52.2	9.6	56	51.2	10.1
	TANGMACHU CS	90.3	96.2	93.0	62	49.5	11.3	53	56.3	10.9	115	52.6	11.6
MONGAR	CHASKHAR CS	100.0	100.0	100.0	12	50.9	7.7	19	50.4	7.0	31	50.6	7.2
	DRAMETSE CS	97.2	100.0	98.7	72	54.7	10.2	86	56.4	9.3	158	55.6	9.8
	GYELPOZHING CS	98.1	100.0	99.0	105	56.7	11.3	86	55.7	9.7	191	56.3	10.6
	KIDHEYKHAR MSS	97.1	100.0	98.6	34	54.4	11.0	35	53.5	10.2	69	53.9	10.5
	MONGAR HSS	100.0	100.0	100.0	60	62.9	10.6	28	58.0	10.0	88	61.4	10.6
	NAGOR MSS	94.4	100.0	96.2	18	53.6	12.5	8	57.6	8.7	26	54.8	11.5
	YADI HSS	98.0	100.0	99.1	51	56.6	10.0	57	57.1	9.4	108	56.9	9.7
PARO	BITEKHA MSS	100.0	100.0	100.0	33	57.0	9.9	34	51.0	8.3	67	53.9	9.5
	DRUKGYEL CS	96.6	95.2	95.9	89	58.7	11.1	83	52.9	12.1	172	55.9	11.9
	KHANGKHU MSS	100.0	100.0	100.0	41	62.5	10.9	34	59.4	9.6	75	61.1	10.4
	LANGO MSS	97.6	100.0	98.6	42	53.8	11.3	27	51.2	8.8	69	52.8	10.4
	SHABA HSS	100.0	100.0	100.0	65	61.5	11.8	58	59.0	11.2	123	60.3	11.5
	SHARI HSS	100.0	95.0	97.4	36	57.9	11.8	40	51.9	9.4	76	54.7	10.9
	UTPAL HSS	100.0	100.0	100.0	15	58.3	12.1	17	58.3	8.5	32	58.3	10.2
	WANAKHA CS	100.0	100.0	100.0	19	56.2	11.4	20	55.1	9.5	39	55.6	10.3
PEMAGATSHEL	NANGKOR CS	100.0	100.0	100.0	28	57.3	11.6	35	60.0	10.5	63	58.8	11.0
	NGANGLAM HSS	97.8	98.9	98.3	91	53.3	10.7	89	54.9	11.0	180	54.1	10.8
	PEMA GATSHEL MSS	100.0	96.2	98.0	25	62.2	11.6	26	60.0	11.4	51	61.1	11.5
	YELCHEN CS	98.0	100.0	99.1	50	56.5	11.8	57	52.7	7.4	107	54.5	9.8
	YURUNG CS	98.4	98.4	98.4	61	52.1	10.3	62	52.5	8.5	123	52.3	9.4
PHUNTSHOLING THROMDE	PHUENTSHOLING HSS	98.6	98.3	98.4	70	58.7	11.4	59	55.7	9.5	129	57.3	10.7
	PHUENTSHOLING MSS	100.0	98.1	99.1	57	61.4	9.8	52	54.2	9.3	109	57.9	10.2
	SONAMGANG MSS	97.8	97.8	97.8	46	60.3	11.0	46	57.8	11.7	92	59.0	11.4
PUNAKHA	DASHIDING HSS	97.4	100.0	98.6	39	58.2	10.1	32	54.6	7.6	71	56.6	9.2
	DECHENTSEMO CS	97.4	96.6	97.1	39	53.1	10.9	29	49.6	8.2	68	51.6	10.0
	KABESA MSS	100.0	100.0	100.0	33	60.2	11.9	21	62.7	7.8	54	61.1	10.5
	KHURUTHANG MSS	97.1	100.0	98.1	34	59.6	13.0	20	62.2	8.7	54	60.6	11.6
	PUNAKHA CS	100.0	100.0	100.0	42	64.0	9.4	37	55.4	9.2	79	60.0	10.2
	TASHIDINGKHA MSS	98.6	100.0	99.2	74	56.1	10.2	55	53.9	9.4	129	55.2	9.9
	UGYEN ACADEMY HSS	100.0	100.0	100.0	68	68.3	9.5	75	62.9	9.3	143	65.4	9.8
SAMDRUP JONGKHAR	GARPAWONG MSS	100.0	97.6	98.9	46	60.9	10.7	41	56.5	13.0	87	58.9	12.0
	GOMDAR CS	90.2	98.1	94.2	51	50.5	11.6	52	51.1	10.0	103	50.8	10.8
	JOMOTSHANGKHA MSS	100.0	100.0	100.0	8	57.8	10.0	23	58.1	10.7	31	58.0	10.4
	KARMALING HSS	97.1	100.0	98.3	34	52.6	11.0	25	56.0	9.5	59	54.1	10.4
	MARTSHALLA MSS	100.0	100.0	100.0	36	59.2	10.3	27	57.0	10.4	63	58.2	10.3
	MINJIWOONG CS	94.7	100.0	97.1	57	48.2	8.5	48	52.3	10.6	105	50.1	9.7
	ORONG CS	100.0	98.0	98.9	44	52.7	11.9	50	50.9	10.1	94	51.7	10.9

DZONGKHAG / THROMDE	SCHOOL	PASS %			F			M			TOTAL		
		F	M	TOT	N	MEAN	SD	N	MEAN	SD	N	MEAN	SD
SAMDRUP JONGKHAR THROMDE	PHUNTSHOTANG MSS	100.0	100.0	100.0	47	53.0	10.3	40	54.3	11.9	87	53.6	11.0
	SAMDRUP JONGKHAR MSS	100.0	100.0	100.0	45	59.1	11.4	40	51.6	8.5	85	55.5	10.8
SAMTSE	DOROKHA CS	94.8	96.0	95.4	116	52.6	11.4	124	51.0	10.3	240	51.8	10.8
	GOMTU MSS	100.0	100.0	100.0	65	57.7	10.3	65	53.8	8.9	130	55.8	9.8
	PELJORLING HSS	97.5	98.7	98.1	80	53.1	10.3	76	50.7	9.7	156	51.9	10.0
	SAMTSE HSS	98.3	98.7	98.5	119	57.9	11.7	79	56.8	11.1	198	57.5	11.5
	TENDRUK CS	98.4	99.0	98.7	129	55.6	10.6	105	52.3	10.2	234	54.1	10.5
SARPANG	YOESLTSE MSS	98.4	98.1	98.2	62	52.1	10.6	52	48.9	9.8	114	50.6	10.3
	NORBULING CS	96.4	97.1	96.7	169	54.3	11.7	105	54.2	10.8	274	54.3	11.3
	SARPANG CS	97.6	100.0	98.9	123	60.5	12.1	140	59.8	9.9	263	60.1	10.9
THIM-THROM	BABESA MSS	95.3	100.0	97.4	64	53.2	11.5	51	53.5	8.0	115	53.3	10.1
	CHANGANGKHA MSS	100.0	100.0	100.0	65	63.5	11.0	51	60.7	11.3	116	62.3	11.2
	DECHHENCHOELING HSS	99.0	100.0	99.4	97	59.4	12.1	65	57.6	12.0	162	58.7	12.1
	DR.TOBYEL SCHOOL	100.0	100.0	100.0	11	65.2	8.9	10	61.7	6.7	21	63.5	8.0
THIMPBU	DRUK SCHOOL	100.0	100.0	100.0	7	59.0	9.7	13	65.4	10.1	20	63.2	10.2
	EDUCATING FOR LIFELONG CITIZENSHIP HS	100.0	100.0	100.0	5	69.2	4.6	6	65.3	9.9	11	67.1	7.8
	LOSELING MSS	100.0	98.3	99.2	64	58.0	10.6	60	57.0	9.9	124	57.5	10.2
	LUNGTENZAMPA MSS	100.0	99.4	99.7	210	67.6	12.5	172	63.4	11.2	382	65.7	12.1
	MOTITHANG HSS	98.6	98.9	98.7	145	63.7	11.5	92	61.4	10.7	237	62.8	11.3
	PELKHIL SCHOOL	100.0	100.0	100.0	14	51.0	9.9	16	53.5	10.2	30	52.3	9.9
	YANGCHENPHUG HSS	99.3	100.0	99.6	141	64.1	10.9	106	59.0	10.8	247	61.9	11.2
	ZHILUKHA MSS	100.0	100.0	100.0	51	63.0	9.8	24	61.2	11.1	75	62.4	10.2
	KHASADRAPCHU MSS	100.0	100.0	100.0	48	62.2	9.7	50	56.8	10.5	98	59.4	10.4
	KUZUCHEN MSS	100.0	100.0	100.0	15	56.1	7.3	21	56.3	8.0	36	56.2	7.6
TRASHIGANG	WANGBAMA CS	98.5	96.6	97.6	67	52.5	10.6	59	50.6	9.8	126	51.7	10.2
	BARTSHAM CS	100.0	100.0	100.0	39	55.6	8.8	29	57.0	10.0	68	56.2	9.3
	DUNGTSE CS	100.0	94.7	97.5	61	54.6	8.9	57	54.7	12.5	118	54.6	10.8
	GONGTHUNG MSS	96.9	100.0	98.3	32	49.5	10.4	27	51.6	6.7	59	50.4	8.9
	JAMPELING HSS	97.8	100.0	98.9	45	63.1	13.5	43	56.0	9.3	88	59.6	12.1
	JIGME SHERUBLING CS	100.0	100.0	100.0	58	59.7	10.6	66	58.3	9.1	124	59.0	9.8
	RADHI MSS	100.0	100.0	100.0	8	69.8	14.6	12	55.4	10.4	20	61.2	13.9
	RANGJUNG CS	100.0	98.6	99.4	86	62.4	10.6	74	60.4	8.9	160	61.4	9.8
	THRIMSHING CS	100.0	100.0	100.0	45	60.2	10.2	31	58.8	10.3	76	59.6	10.2
	TRASHIGANG MSS	95.2	100.0	96.9	21	63.6	10.8	11	62.4	7.9	32	63.2	9.8
TRASHIYANGTSE	TRASHITSE HSS	100.0	100.0	100.0	49	58.1	10.9	39	55.0	10.3	88	56.7	10.7
	UDZORONG CS	92.3	91.3	91.8	52	49.0	11.9	46	48.0	10.0	98	48.5	11.0
	BAYLING CS	94.4	100.0	97.0	54	52.4	10.7	45	56.6	10.1	99	54.3	10.6
	KUNZANGLING CS	100.0	100.0	100.0	41	55.3	8.9	39	55.2	10.2	80	55.3	9.5
	RAMJAR MSS	100.0	100.0	100.0	27	49.6	8.6	23	52.5	10.9	50	50.9	9.8
TRONGSA	TSENKARLA CS	100.0	94.0	97.4	85	56.9	11.1	67	53.7	12.6	152	55.5	11.8
	SAMCHOLING MSS	100.0	100.0	100.0	23	55.1	10.8	29	49.9	8.4	52	52.2	9.8
	SHERUBLING CS	100.0	100.0	100.0	41	57.4	10.4	41	55.4	8.7	82	56.4	9.6
	TAKTSE CS	100.0	100.0	100.0	33	54.8	9.0	26	56.5	11.9	59	55.5	10.3
	TSHANGKHA CS	100.0	100.0	100.0	29	59.8	9.5	26	57.5	10.2	55	58.7	9.9
TSIRANG	DAMPHU CS	100.0	99.2	99.6	137	58.2	11.6	133	57.7	9.3	270	57.9	10.5
	MENDREGANG CS	100.0	100.0	100.0	79	54.8	10.4	69	58.2	10.1	148	56.4	10.3
WANGDUE PHODRANG	BAJOTHANG HSS	97.1	94.7	96.0	103	59.2	14.0	95	57.2	12.5	198	58.3	13.3
	GASELO CS	100.0	100.0	100.0	54	51.9	8.8	33	53.5	10.6	87	52.5	9.5
	PHOBIKHA CS	97.9	98.2	98.1	48	55.9	10.7	55	52.6	11.7	103	54.1	11.3
	SAMTENGANG CS	97.2	95.9	96.6	72	53.2	10.5	73	53.2	10.1	145	53.2	10.3

DZONGKHAG / THROMDE	SCHOOL	PASS %			F			M			TOTAL		
		F	M	TOT	N	MEAN	SD	N	MEAN	SD	N	MEAN	SD
ZHEMGANG	BULI CS	100.0	97.8	99.0	56	53.3	8.1	46	55.0	9.1	102	54.0	8.6
	SONAMTHANG CS	100.0	100.0	100.0	58	57.3	8.7	49	58.4	7.0	107	57.8	7.9
	YEBILAP TSA MSS	98.6	97.7	98.2	69	51.1	9.8	43	53.3	12.1	112	51.9	10.7
	ZHEMGANG CS	100.0	100.0	100.0	34	62.9	13.5	30	59.3	12.8	64	61.2	13.2

MATHEMATICS

Lhuentse HSS of Lhuentse dzongkhag secured the highest mean of 74.8.

DZONGKHAG / THROMDE	SCHOOL	PASS %			F			M			TOTAL		
		F	M	TOT	N	MEAN	SD	N	MEAN	SD	N	MEAN	SD
BUMTHANG	CHUMEY MSS	100.0	100.0	100.0	32	56.0	10.8	33	54.0	13.2	65	55.0	12.0
	JAKAR HSS	100.0	98.1	99.2	68	58.2	13.6	52	62.0	13.5	120	59.9	13.7
	TANG CS	100.0	100.0	100.0	29	55.6	12.0	32	55.5	12.5	61	55.5	12.1
	URA CS	100.0	100.0	100.0	32	58.6	8.6	17	62.1	11.9	49	59.8	9.9
CHHUKHA	AREKHA MSS	100.0	93.3	97.6	26	61.8	12.2	15	59.5	15.3	41	61.0	13.3
	CHAPCHA MSS	94.8	100.0	97.2	58	51.5	13.2	50	52.0	10.0	108	51.7	11.8
	CHUKHA CS	96.3	96.6	96.4	108	56.7	16.6	88	58.9	15.7	196	57.7	16.2
	CHUMIGTHANG MSS	100.0	96.9	98.7	47	55.8	14.5	32	52.6	13.0	79	54.5	13.9
	DARLA MSS	96.5	95.9	96.2	57	58.5	16.1	49	59.2	14.4	106	58.8	15.3
	GEDU HSS	100.0	100.0	100.0	36	51.9	14.6	18	58.2	15.9	54	54.0	15.2
	KAMJI MSS	97.4	97.4	97.4	76	52.7	12.6	77	55.7	15.1	153	54.2	13.9
DAGANA	PAKSHIKHA CS	95.2	97.5	96.4	84	49.3	12.0	81	53.6	12.6	165	51.4	12.5
	WANGCHUK MSS	100.0	100.0	100.0	36	56.9	13.5	26	59.3	13.5	62	58.0	13.5
	DAGA HSS	97.4	97.7	97.6	39	61.9	14.3	43	58.3	14.4	82	60.0	14.3
	DAGAPELA MSS	100.0	100.0	100.0	37	58.9	14.2	22	61.9	12.2	59	60.0	13.4
GASA	DRUKJEGANG HSS	96.8	91.8	94.9	95	52.0	12.1	61	55.4	13.5	156	53.3	12.7
	GESARLING CS	100.0	100.0	100.0	50	64.5	10.8	41	70.6	13.0	91	67.3	12.2
	LHAMOYZINGKHA MSS	96.2	100.0	98.1	26	56.3	13.1	28	68.3	17.7	54	62.5	16.6
	BJISHONG CS	100.0	94.7	97.3	35	52.1	9.7	38	55.7	13.6	73	54.0	11.9
GELEPHU THROMDE	GELEPHU HSS	94.8	92.8	93.9	154	54.4	14.7	125	53.7	14.3	279	54.1	14.5
	PELRITHANG MSS	95.2	89.5	93.0	62	58.0	17.9	38	52.1	15.0	100	55.8	17.0
HAA	CHUNDU ARM FORCES PUBLIC SCHOOL	96.7	95.5	96.2	30	57.5	10.8	22	61.1	15.3	52	59.0	12.9
	GONGZIM UGYEN DORJI CS	96.0	94.3	95.2	101	57.0	15.6	88	59.2	16.6	189	58.0	16.1
LHUENTSE	AUTSHO CS	94.6	91.4	93.1	37	45.3	9.1	35	52.6	14.2	72	48.8	12.4
	LHUENTSE HSS	100.0	100.0	100.0	17	71.1	13.2	13	79.5	9.8	30	74.8	12.4
	MINJEY MSS	100.0	100.0	100.0	27	61.1	10.3	29	66.0	15.6	56	63.7	13.4
	TANGMACHU CS	88.7	98.1	93.0	62	45.0	10.1	53	56.3	13.5	115	50.2	13.0
MONGAR	CHASKHAR CS	83.3	100.0	93.5	12	47.3	9.6	19	57.7	11.6	31	53.7	11.9
	DRAMETSE CS	98.6	100.0	99.4	72	56.3	13.2	86	62.1	13.4	158	59.4	13.6
	GYELPOZHING CS	97.1	98.8	97.9	105	58.0	13.9	86	57.0	12.9	191	57.5	13.5
	KIDHEYKHAR MSS	94.1	94.3	94.2	34	49.5	13.1	35	56.1	16.4	69	52.9	15.1
	MONGAR HSS	100.0	96.4	98.9	60	65.4	15.7	28	54.7	12.5	88	62.0	15.5
	NAGOR MSS	100.0	100.0	100.0	18	59.9	10.1	8	61.1	7.8	26	60.3	9.3
PARO	YADI HSS	100.0	100.0	100.0	51	52.8	11.3	57	59.1	13.1	108	56.1	12.6
	BITEKHA MSS	100.0	100.0	100.0	33	55.0	13.4	34	52.4	11.5	67	53.7	12.4
	DRUKGYEL CS	96.6	97.6	97.1	89	60.2	14.8	83	61.4	15.1	172	60.8	14.9
	KHANGKHU MSS	97.6	100.0	98.7	41	60.0	16.4	34	60.6	15.4	75	60.3	15.8
	LANGO MSS	95.2	100.0	97.1	42	54.9	15.3	27	54.0	12.3	69	54.5	14.1
	SHABA HSS	100.0	93.1	96.7	65	59.6	14.4	58	59.2	16.0	123	59.4	15.1

DZONGKHAG / THROMDE	SCHOOL	PASS %			F			M			TOTAL		
		F	M	TOT	N	MEAN	SD	N	MEAN	SD	N	MEAN	SD
PEMAGATSHEL	SHARI HSS	86.1	90.0	88.2	36	53.0	15.6	40	44.7	10.2	76	48.6	13.6
	UTPAL HSS	100.0	94.1	96.9	15	54.7	14.0	17	57.1	15.1	32	56.0	14.4
	WANAKHA CS	89.5	100.0	94.9	19	54.5	13.2	20	58.5	14.2	39	56.5	13.7
	NANGKOR CS	100.0	100.0	100.0	28	60.7	13.1	35	71.5	13.2	63	66.7	14.1
	NGANGLAM HSS	98.9	97.8	98.3	91	51.2	10.6	89	57.0	13.1	180	54.1	12.2
	PEMA GATSHHEL MSS	96.0	100.0	98.0	25	55.8	14.5	26	53.8	11.9	51	54.7	13.1
	YELCHEN CS	100.0	98.2	99.1	50	60.9	14.8	57	60.2	12.3	107	60.5	13.5
PHUNTSHOLING THROMDE	YURUNG CS	96.7	95.2	95.9	61	48.7	10.3	62	51.8	12.0	123	50.3	11.2
	PHUENTSHOLING HSS	88.6	93.2	90.7	70	56.1	15.7	59	54.8	15.1	129	55.5	15.4
	PHUENTSHOLING MSS	100.0	96.2	98.2	57	70.2	13.2	52	60.8	16.0	109	65.7	15.3
PUNAKHA	SONAMGANG MSS	84.8	80.4	82.6	46	49.9	14.9	46	50.1	16.7	92	50.0	15.8
	DASHIDING HSS	97.4	96.9	97.2	39	57.1	12.8	32	56.3	14.2	71	56.7	13.3
SAMDRUP JONGKHAR	DECHENTSEMO CS	100.0	100.0	100.0	39	59.1	14.9	29	60.3	13.1	68	59.6	14.0
	KABESA MSS	100.0	100.0	100.0	33	60.4	12.0	21	63.7	11.4	54	61.7	11.8
	KHURUTHANG MSS	97.1	100.0	98.1	34	58.3	15.5	20	63.9	18.2	54	60.4	16.6
	PUNAKHA CS	100.0	97.3	98.7	42	55.3	12.7	37	53.4	11.2	79	54.4	12.0
	TASHIDINGKHA MSS	100.0	100.0	100.0	74	54.1	12.2	55	57.5	10.8	129	55.6	11.7
	UGYEN ACADEMY HSS	100.0	100.0	100.0	68	69.3	11.9	75	67.4	12.6	143	68.3	12.3
	GARPAWONG MSS	100.0	100.0	100.0	46	55.8	12.6	41	55.0	12.5	87	55.4	12.5
	GOMDAR CS	96.1	98.1	97.1	51	58.2	13.3	52	59.8	12.8	103	59.0	13.0
	JOMOTSHANGKHA MSS	100.0	100.0	100.0	8	45.0	11.0	23	63.1	14.7	31	58.5	15.8
	KARMALING HSS	97.1	100.0	98.3	34	51.5	12.3	25	61.1	14.7	59	55.6	14.1
SAMDRUP JONGKHAR THROMDE	MARTSHALLA MSS	100.0	100.0	100.0	36	55.1	11.5	27	62.7	11.6	63	58.4	12.1
	MINJIWOONG CS	100.0	100.0	100.0	57	55.5	10.8	48	65.5	15.0	105	60.1	13.8
	ORONG CS	93.2	94.0	93.6	44	52.9	13.4	50	55.6	14.3	94	54.3	13.9
	PHUNTSHOTANG MSS	100.0	97.5	98.9	47	49.2	10.5	40	56.6	14.8	87	52.6	13.1
SAMTSE	SAMDRUP JONGKHAR MSS	100.0	100.0	100.0	45	61.6	16.1	40	55.7	14.1	85	58.8	15.4
	DOROKHA CS	87.9	93.5	90.8	116	46.6	11.6	124	53.1	13.1	240	50.0	12.8
SARPANG	GOMTU MSS	100.0	93.8	96.9	65	54.7	13.3	65	54.8	13.8	130	54.7	13.5
	PELJORLING HSS	96.3	97.4	96.8	80	54.5	15.1	76	55.9	14.0	156	55.1	14.6
	SAMTSE HSS	95.8	97.5	96.5	119	54.4	14.5	79	56.7	15.8	198	55.3	15.0
	TENDRUK CS	98.4	96.2	97.4	129	54.3	13.5	105	59.7	15.9	234	56.7	14.9
	YOESLTSE MSS	85.5	90.4	87.7	62	43.1	9.1	52	44.3	10.0	114	43.7	9.5
	NORBULING CS	92.9	95.2	93.8	169	51.5	13.6	105	54.5	15.1	274	52.7	14.2
	SARPANG CS	92.7	95.7	94.3	123	52.0	14.4	140	55.6	14.7	263	53.9	14.6
THIM-THROM	BABESA MSS	98.4	100.0	99.1	64	58.8	12.4	51	61.0	12.7	115	59.7	12.6
	CHANGANGKHA MSS	98.5	96.1	97.4	65	59.1	15.8	51	60.8	16.8	116	59.8	16.2
	DECHHENCHOELING HSS	93.8	95.4	94.4	97	50.5	13.4	65	51.4	13.4	162	50.9	13.4
	DR.TOBYEL SCHOOL	100.0	100.0	100.0	11	65.0	11.0	10	72.1	6.0	21	68.4	9.5
	DRUK SCHOOL	100.0	100.0	100.0	7	61.7	17.7	13	66.6	15.2	20	64.9	15.8
	EDUCATING FOR LIFELONG CITIZENSHIP HS	100.0	100.0	100.0	5	53.0	6.0	6	60.5	13.4	11	57.1	10.9
	LOSELING MSS	96.9	100.0	98.4	64	60.5	13.2	60	60.6	14.8	124	60.6	13.9
	LUNGTENZAMPA MSS	97.1	96.5	96.9	210	59.5	16.0	172	54.3	14.4	382	57.2	15.5
	MOTITHANG HSS	97.9	95.7	97.0	145	60.3	15.6	92	57.2	15.5	237	59.1	15.6
	PELKHIL SCHOOL	100.0	100.0	100.0	14	54.0	11.9	16	56.1	11.2	30	55.1	11.3
THIMPHU	YANGCHENPHUG HSS	99.3	96.2	98.0	141	62.3	15.1	106	59.1	15.2	247	60.9	15.2
	ZHILUKHA MSS	100.0	95.8	98.7	51	61.3	12.3	24	59.5	14.5	75	60.7	12.9
	KHASADRAPCHU MSS	100.0	96.0	98.0	48	60.8	12.5	50	60.2	15.1	98	60.5	13.8
	KUZUCHEN MSS	100.0	100.0	100.0	15	57.2	12.2	21	65.0	12.3	36	61.8	12.7
	WANGBAMA CS	98.5	100.0	99.2	67	55.7	11.9	59	58.0	13.6	126	56.8	12.8

DZONGKHAG / THROMDE	SCHOOL	PASS %			F			M			TOTAL		
		F	M	TOT	N	MEAN	SD	N	MEAN	SD	N	MEAN	SD
TRASHIGANG	BARTSHAM CS	100.0	100.0	100.0	39	60.0	14.1	29	64.4	14.0	68	61.9	14.1
	DUNGTSE CS	100.0	100.0	100.0	61	53.9	9.6	57	57.4	13.7	118	55.6	11.8
	GONGTHUNG MSS	100.0	100.0	100.0	32	62.3	13.2	27	62.2	11.7	59	62.2	12.5
	JAMPELING HSS	97.8	100.0	98.9	45	58.6	16.3	43	52.9	11.4	88	55.8	14.3
	JIGME SHERUBLING CS	98.3	97.0	97.6	58	62.4	13.3	66	65.8	14.0	124	64.2	13.7
	RADHI MSS	100.0	100.0	100.0	8	71.5	13.1	12	64.1	14.1	20	67.1	13.8
	RANGJUNG CS	98.8	98.6	98.8	86	56.5	12.2	74	56.6	11.4	160	56.5	11.8
	THRIMSHING CS	100.0	100.0	100.0	45	62.0	12.3	31	65.9	15.0	76	63.6	13.5
	TRASHIGANG MSS	100.0	100.0	100.0	21	61.6	16.6	11	63.4	10.4	32	62.2	14.6
	TRASHITSE HSS	98.0	100.0	98.9	49	65.3	14.0	39	60.2	13.3	88	63.1	13.8
TRASHIYANGTSE	UDZORONG CS	100.0	95.7	98.0	52	48.9	11.1	46	51.7	13.7	98	50.2	12.4
	BAYLING CS	98.1	100.0	99.0	54	51.0	10.2	45	60.7	12.0	99	55.4	12.0
TRONGSA	KUNZANGLING CS	97.6	94.9	96.3	41	56.4	10.0	39	58.5	12.6	80	57.4	11.3
	RAMJAR MSS	96.3	95.7	96.0	27	54.0	10.8	23	55.7	14.9	50	54.8	12.8
	TSENKARLA CS	95.3	95.5	95.4	85	51.3	13.3	67	55.4	14.6	152	53.1	14.0
	SAMCHOLING MSS	95.7	96.6	96.2	23	49.7	8.4	29	53.0	14.3	52	51.5	12.1
TSIRANG	SHERUBLING CS	92.7	92.7	92.7	41	54.4	15.4	41	50.6	13.5	82	52.5	14.5
	TAKTSE CS	97.0	100.0	98.3	33	52.4	10.9	26	60.6	14.1	59	56.0	13.0
	TSHANGKHA CS	100.0	96.2	98.2	29	58.6	12.7	26	63.6	15.1	55	61.0	14.0
	DAMPHU CS	98.5	97.0	97.8	137	53.1	12.9	133	60.0	16.3	270	56.5	15.0
WANGDUE PHODRANG	MENDREGANG CS	98.7	100.0	99.3	79	56.6	12.4	69	62.7	16.1	148	59.4	14.5
	BAJOTHANG HSS	93.2	95.8	94.4	103	56.4	15.7	95	57.9	15.6	198	57.1	15.7
	GASELO CS	100.0	100.0	100.0	54	58.0	13.5	33	62.2	13.1	87	59.6	13.4
	PHOBJIKHA CS	100.0	98.2	99.0	48	59.3	13.8	55	62.4	15.8	103	61.0	14.9
ZHEMGANG	SAMTENGANG CS	100.0	95.9	97.9	72	55.1	11.9	73	52.1	12.1	145	53.6	12.1
	BULI CS	100.0	97.8	99.0	56	54.0	11.5	46	57.4	13.1	102	55.5	12.3
	SONAMTHANG CS	94.8	100.0	97.2	58	54.2	14.2	49	60.2	12.9	107	57.0	13.9
	YEBILAP TSA MSS	98.6	95.3	97.3	69	53.7	11.0	43	64.0	14.7	112	57.7	13.4
ZHEMGANG CS	100.0	100.0	100.0	34	56.1	11.8	30	58.8	13.5	64	57.4	12.6	

ECONOMICS

Chumithang CS of Chukha dzongkhag secured the highest mean of 77.7.

DZONGKHAG / THROMDE	SCHOOL	PASS %			F			M			TOTAL		
		F	M	TOT	N	MEAN	SD	N	MEAN	SD	N	MEAN	SD
BUMTHANG	CHUMEY MSS	100.0	100.0	100.0	7	61.1	10.8	2	68.0	11.3	9	62.7	10.6
	JAKAR HSS	100.0	100.0	100.0	11	65.2	16.6	14	68.9	8.7	25	67.2	12.6
	TANG CS	100.0	100.0	100.0	2	59.0	26.9	1	81.0		3	66.3	22.9
	URA CS	100.0		100.0	1	52.0					1	52.0	
CHHUKHA	AREKHA MSS	100.0	100.0	100.0	12	60.8	16.1	5	56.4	12.4	17	59.5	14.8
	CHAPCHA MSS	100.0	100.0	100.0	25	59.3	11.3	18	58.5	11.5	43	59.0	11.3
	CHUKHA CS	97.1	100.0	98.4	35	58.8	14.9	27	62.8	13.3	62	60.5	14.2
	CHUMIGTHANG MSS	100.0	100.0	100.0	3	79.0	9.5	3	76.3	6.4	6	77.7	7.4
	DARLA MSS	100.0	100.0	100.0	15	63.6	12.6	8	65.3	11.5	23	64.2	12.0
	GEDU HSS												
	KAMJI MSS	91.7	100.0	95.2	24	53.5	12.1	18	60.3	14.1	42	56.5	13.3
DAGANA	PAKSHIKHA CS	82.4	100.0	88.0	17	59.5	16.8	8	70.5	15.3	25	63.0	16.8
	WANGCHUK MSS	100.0	100.0	100.0	1	44.0		1	63.0		2	53.5	13.4
	DAGA HSS	100.0	100.0	100.0	23	56.2	10.7	13	57.2	12.5	36	56.6	11.2
	DAGAPELA MSS	100.0	100.0	100.0	4	63.3	8.7	3	54.3	17.4	7	59.4	12.7
DRUKJEGANG HSS	91.3	95.0	93.0	23	46.7	8.5	20	49.4	9.7	43	48.0	9.1	

DZONGKHAG / THROMDE	SCHOOL	PASS %			F			M			TOTAL		
		F	M	TOT	N	MEAN	SD	N	MEAN	SD	N	MEAN	SD
GASA	GESARLING CS	100.0	100.0	100.0	15	56.7	10.1	11	66.4	9.0	26	60.8	10.6
	LHAMOYZINGKHA MSS	100.0	100.0	100.0	8	58.8	12.0	8	52.1	9.1	16	55.4	10.8
	BJISHONG CS	100.0	100.0	100.0	4	58.8	16.1	12	63.3	11.8	16	62.1	12.6
GELEPHU THROMDE	GELEPHU HSS	95.8	89.5	93.0	24	55.5	16.0	19	60.5	13.9	43	57.7	15.2
	PELRITHANG MSS	89.3	81.8	87.2	28	53.3	16.4	11	51.5	17.3	39	52.8	16.5
HAA	CHUNDU ARM FORCES PUBLIC SCHOOL	100.0	100.0	100.0	4	68.0	7.8	5	62.8	7.4	9	65.1	7.6
	GONGZIM UGYEN DORJI CS	97.2	88.2	94.3	36	53.1	11.3	17	55.9	15.2	53	54.0	12.6
LHUENTSE	AUTSHO CS	100.0	100.0	100.0	2	64.0	1.4	3	67.7	10.7	5	66.2	7.9
	LHUENTSE HSS												
	MINJEY MSS	100.0	100.0	100.0	3	77.0	5.2	8	70.1	13.6	11	72.0	12.0
MONGAR	TANGMACHU CS	100.0		100.0	2	47.0	4.2				2	47.0	4.2
	CHASKHAR CS												
	DRAMETSE CS	100.0	100.0	100.0	9	55.8	8.8	23	62.7	11.2	32	60.7	10.9
	GYELPOZHING CS	96.2	100.0	98.0	26	58.8	13.6	23	61.7	11.4	49	60.1	12.6
	KIDHEYKHAR MSS	100.0	100.0	100.0	13	54.2	14.6	16	55.3	11.6	29	54.8	12.8
	MONGAR HSS	100.0	100.0	100.0	26	68.3	14.9	4	53.0	5.4	30	66.2	14.9
	NAGOR MSS												
PARO	YADI HSS	100.0	100.0	100.0	3	76.3	11.0	3	71.0	9.5	6	73.7	9.7
	BITEKHA MSS												
	DRUKGYEL CS	100.0	92.9	96.7	32	61.4	12.4	28	58.4	13.2	60	60.0	12.8
	KHANGKHU MSS	100.0	100.0	100.0	18	73.4	12.0	7	61.6	21.0	25	70.1	15.5
	LANGO MSS	81.8	50.0	79.2	22	52.4	17.6	2	53.0	32.5	24	52.4	18.2
	SHABA HSS	100.0	96.8	98.4	31	59.6	12.7	31	57.5	11.5	62	58.6	12.1
	SHARI HSS	90.0	100.0	93.8	10	64.8	16.0	6	50.0	8.3	16	59.3	15.2
PEMAGATSHEL	UTPAL HSS	100.0	100.0	100.0	4	58.3	9.1	4	64.0	16.2	8	61.1	12.6
	WANAKHA CS	91.7	100.0	95.0	12	61.6	13.5	8	62.8	15.8	20	62.1	14.1
	NANGKOR CS	100.0	100.0	100.0	3	59.0	12.1	4	76.8	5.1	7	69.1	12.3
	NGANGLAM HSS	100.0	100.0	100.0	6	66.3	18.7	14	68.3	14.4	20	67.7	15.3
	PEMA GATSHEL MSS												
	YELCHEN CS	90.0	100.0	92.9	20	58.8	17.9	8	61.5	8.3	28	59.6	15.6
	YURUNG CS	100.0	100.0	100.0	11	59.2	12.5	9	63.9	10.1	20	61.3	11.4
PHUNTSHOLING THROMDE	PHUENTSHOLING HSS	71.4	91.7	80.8	14	39.1	7.0	12	51.6	15.2	26	44.9	12.9
	PHUENTSHOLING MSS	92.6	100.0	94.3	27	63.0	15.4	8	60.4	12.2	35	62.4	14.6
	SONAMGANG MSS	100.0	85.7	94.7	12	60.2	6.4	7	54.6	17.0	19	58.1	11.3
PUNAKHA	DASHIDING HSS												
	DECHENTSEMO CS	100.0	100.0	100.0	11	59.4	15.0	4	60.0	14.6	15	59.5	14.4
	KABESA MSS												
	KHURUTHANG MSS	100.0	100.0	100.0	4	79.5	13.2	2	68.5	12.0	6	75.8	12.9
	PUNAKHA CS	100.0	100.0	100.0	8	72.4	8.8	7	59.4	12.5	15	66.3	12.3
	TASHIDINGKHA MSS	100.0	100.0	100.0	10	58.1	5.3	8	63.1	9.0	18	60.3	7.4
SAMDRUP JONGKHAR	UGYEN ACADEMY HSS												
	GARPAWONG MSS	90.9	100.0	92.0	22	51.0	13.4	3	50.7	11.0	25	51.0	12.9
	GOMDAR CS	90.9	100.0	94.1	11	57.5	17.2	6	73.5	11.1	17	63.2	16.9
	JOMOTSHANGKHA MSS												
	KARMALING HSS												
	MARTSHALLA MSS	100.0	100.0	100.0	12	61.8	10.4	9	64.7	8.7	21	63.0	9.6
	MINJIWOONG CS	88.9	100.0	93.8	18	54.3	13.3	14	65.0	12.6	32	59.0	13.9
ORONG CS	ORONG CS	83.3	100.0	92.6	12	44.1	10.1	15	54.4	12.2	27	49.8	12.3
	PHUNTSHOTANG MSS	86.7	100.0	91.3	15	59.7	18.4	8	49.3	10.6	23	56.1	16.7

DZONGKHAG / THROMDE	SCHOOL	PASS %			F			M			TOTAL		
		F	M	TOT	N	MEAN	SD	N	MEAN	SD	N	MEAN	SD
SAMDRUP JONGKHAR THROMDE	SAMDRUP JONGKHAR MSS	100.0	100.0	100.0	10	68.2	17.7	1	83.0		11	69.5	17.3
SAMTSE	DOROKHA CS	91.8	93.9	92.7	49	50.6	12.2	33	53.4	10.4	82	51.7	11.6
	GOMTU MSS												
	PELJORLING HSS	100.0	100.0	100.0	23	57.2	14.6	14	68.5	7.2	37	61.5	13.4
	SAMTSE HSS	100.0	100.0	100.0	33	56.6	14.3	11	57.7	9.4	44	56.9	13.2
	TENDRUK CS	96.2	94.1	95.3	26	54.5	15.0	17	60.0	15.5	43	56.7	15.2
	YOESLTSE MSS												
SARPANG	NORBULING CS	88.1	100.0	92.3	42	53.0	14.8	23	63.7	10.4	65	56.8	14.3
	SARPANG CS	84.2	100.0	91.7	38	50.0	12.3	34	60.6	12.7	72	55.0	13.5
THIM-THROM	BABESA MSS	90.9	100.0	95.1	22	50.8	12.4	19	56.0	14.2	41	53.2	13.3
	CHANGANGKHA MSS	100.0	100.0	100.0	17	59.8	12.7	11	68.1	15.7	28	63.0	14.3
	DECHHENCHOELING HSS	92.9	100.0	97.1	14	62.5	17.9	20	57.1	15.6	34	59.3	16.5
	DR.TOBYEL SCHOOL												
	DRUK SCHOOL		100.0	100.0				2	61.5	9.2	2	61.5	9.2
	EDUCATING FOR LIFELONG CITIZENSHIP HS												
	LOSELING MSS	100.0	100.0	100.0	12	57.0	14.3	12	61.6	8.3	24	59.3	11.7
	LUNGTEZAMPA MSS	93.2	93.4	93.3	118	53.3	14.3	91	53.0	12.9	209	53.1	13.6
	MOTITHANG HSS	100.0	94.6	97.8	53	62.6	14.3	37	58.4	13.5	90	60.9	14.1
	PELKHIL SCHOOL												
	YANGCHENPHUG HSS	100.0	100.0	100.0	39	59.4	11.3	29	58.7	13.1	68	59.1	12.0
	ZHILUKHA MSS	95.2	100.0	96.6	21	59.4	15.7	8	57.5	11.9	29	58.9	14.6
THIMPHU	KHASADRACHU MSS	100.0	88.9	94.7	10	60.0	12.6	9	63.4	16.6	19	61.6	14.3
	KUZUCHEN MSS												
	WANGBAMA CS	100.0	100.0	100.0	12	67.0	10.0	13	57.8	11.6	25	62.2	11.6
TRASHIGANG	BARTSHAM CS	100.0	100.0	100.0	8	53.1	11.0	9	63.9	10.6	17	58.8	11.8
	DUNGTE CS	100.0	100.0	100.0	3	62.3	6.1	6	57.0	16.3	9	58.8	13.5
	GONGTHUNG MSS		100.0	100.0				1	55.0		1	55.0	
	JAMPELING HSS		100.0	100.0				1	74.0		1	74.0	
	JIGME SHERUBLING CS	90.0	100.0	95.5	10	59.6	20.1	12	69.0	12.7	22	64.7	16.8
	RADHI MSS												
	RANGJUNG CS	100.0	100.0	100.0	11	65.5	12.3	15	64.6	10.4	26	65.0	11.0
	THRIMSHING CS	100.0	100.0	100.0	10	76.6	8.6	1	69.0		11	75.9	8.5
	TRASHIGANG MSS	100.0	100.0	100.0	6	76.3	12.8	2	64.0	4.2	8	73.3	12.3
	TRASHITSE HSS	100.0	100.0	100.0	19	71.5	9.9	8	71.9	12.4	27	71.6	10.4
	UDZORONG CS												
TRASHIYANGTSE	BAYLING CS	94.7	100.0	95.2	19	54.8	9.7	2	67.5	0.7	21	56.0	9.9
	KUNZANGLING CS	100.0	100.0	100.0	13	59.8	12.1	14	60.8	13.0	27	60.3	12.4
	RAMJAR MSS												
	TSENKARLA CS	90.9	92.6	91.7	33	53.5	13.5	27	59.6	15.3	60	56.2	14.5
TRONGSA	SAMCHOLING MSS	100.0	100.0	100.0	6	70.7	10.5	5	60.0	6.0	11	65.8	10.0
	SHERUBLING CS	100.0	87.5	94.7	11	63.8	16.1	8	51.8	12.6	19	58.7	15.6
	TAKTSE CS												
	TSHANGKHA CS	100.0	100.0	100.0	7	71.9	13.1	5	69.8	17.3	12	71.0	14.2
TSIRANG	DAMPHU CS	100.0	100.0	100.0	37	57.6	11.4	32	63.0	12.7	69	60.1	12.2
	MENDREGANG CS	93.3	100.0	96.4	15	62.6	16.5	13	67.8	12.4	28	65.0	14.7
WANGDUE PHODRANG	BAJOTHANG HSS	87.9	93.3	89.6	33	52.4	14.1	15	55.5	11.7	48	53.4	13.4
	GASELO CS		100.0	100.0				1	52.0		1	52.0	
	PHOBIKHA CS	100.0	100.0	100.0	18	60.3	17.3	15	67.4	11.8	33	63.5	15.3
	SAMTENGANG CS	100.0	88.9	95.9	31	57.6	12.0	18	51.6	12.7	49	55.4	12.5
ZHEMGANG	BULI CS	100.0	100.0	100.0	7	64.4	18.3	1	63.0		8	64.3	17.0

DZONGKHAG / THROMDE	SCHOOL	PASS %			F			M			TOTAL		
		F	M	TOT	N	MEAN	SD	N	MEAN	SD	N	MEAN	SD
	SONAMTHANG CS	100.0	100.0	100.0	9	61.0	11.2	9	70.1	11.6	18	65.6	12.0
	YEBILAP TSA MSS	100.0		100.0	1	53.0					1	53.0	
	ZHEM GANG CS												

BIOLOGY

Phobjikha CS of Wangdue Phodrang dzongkhag secured the highest mean of 68.5.

DZONGKHAG / THROMDE	SCHOOL	PASS %			F			M			TOTAL		
		F	M	TOT	N	MEAN	SD	N	MEAN	SD	N	MEAN	SD
BUMTHANG	CHUM EY MSS	100.0	93.9	96.9	32	53.5	11.5	33	46.6	12.2	65	50.0	12.2
	JAKAR HSS	97.1	100.0	98.3	68	53.9	13.1	52	56.4	12.6	120	55.0	12.9
	TANG CS	96.6	100.0	98.4	29	56.6	14.5	32	62.5	13.7	61	59.7	14.3
CHHUKHA	URA CS	100.0	100.0	100.0	32	64.3	7.1	17	68.8	12.2	49	65.8	9.3
	AREKHA MSS	100.0	93.3	97.6	26	57.3	14.6	15	52.4	13.9	41	55.5	14.4
	CHAPCHA MSS	96.6	100.0	98.1	58	54.8	12.0	50	55.0	10.3	108	54.9	11.2
	CHUKHA CS	90.7	88.6	89.8	108	48.1	12.1	88	48.9	12.0	196	48.4	12.0
	CHUMIGTHANG MSS	95.7	100.0	97.5	47	53.2	14.0	32	50.7	10.1	79	52.2	12.6
	DARLA MSS	100.0	100.0	100.0	57	58.2	12.5	49	59.0	11.7	106	58.6	12.1
	GEDU HSS	97.2	100.0	98.1	36	51.6	13.9	18	56.3	15.4	54	53.1	14.5
	KAMJI MSS	89.5	92.2	90.8	76	47.1	11.7	77	50.8	13.5	153	48.9	12.7
	PAKSHIKHA CS	85.7	84.0	84.8	84	44.6	11.4	81	45.3	11.9	165	45.0	11.6
DAGANA	WANGCHUK MSS	94.4	92.3	93.5	36	50.9	13.9	26	48.8	10.0	62	50.0	12.4
	DAGA HSS	97.4	97.7	97.6	39	53.6	10.7	43	51.1	11.1	82	52.3	10.9
	DAGAPELA MSS	100.0	100.0	100.0	37	52.6	13.3	22	54.0	13.1	59	53.1	13.2
	DRUKJEGANG HSS	92.6	96.7	94.2	95	51.2	14.5	61	51.0	11.3	156	51.1	13.3
	GESARLING CS	100.0	100.0	100.0	50	55.2	10.3	41	60.3	13.8	91	57.5	12.2
GASA	LHAMOYZINGKHA MSS	100.0	100.0	100.0	26	53.7	10.7	28	63.0	16.2	54	58.5	14.5
	BJISHONG CS	97.1	100.0	98.6	35	50.5	10.9	38	54.9	11.6	73	52.8	11.4
GELEPHU THROMDE	GELEPHU HSS	90.9	88.0	89.6	154	51.7	14.8	125	49.3	13.6	279	50.6	14.3
	PELRITHANG MSS	91.9	94.7	93.0	62	52.9	16.1	38	51.5	14.2	100	52.4	15.4
HAA	CHUNDU ARM FORCES PUBLIC SCHOOL	96.7	100.0	98.1	30	60.7	11.2	22	69.2	11.8	52	64.3	12.1
	GONGZIM UGYEN DORJI CS	85.1	84.1	84.7	101	44.3	10.4	88	45.2	11.9	189	44.7	11.1
LHUENTSE	AUTSHO CS	94.6	100.0	97.2	37	52.4	11.3	35	57.4	12.1	72	54.8	11.9
	LHUENTSE HSS	100.0	100.0	100.0	17	61.0	15.2	13	73.9	11.8	30	66.6	15.1
	MINJEY MSS	100.0	100.0	100.0	27	61.1	10.6	29	66.4	14.3	56	63.8	12.8
	TANGMACHU CS	83.9	90.6	87.0	62	45.1	11.3	53	56.8	15.0	115	50.5	14.4
MONGAR	CHASKHAR CS	91.7	100.0	96.8	12	42.6	7.7	19	52.2	8.4	31	48.5	9.3
	DRAMETSE CS	93.1	98.8	96.2	72	50.1	11.6	86	54.1	12.7	158	52.3	12.3
	GYELPOZHING CS	93.3	96.5	94.8	105	51.6	13.3	86	50.8	10.2	191	51.3	12.0
	KIDHEYKHAR MSS	94.1	85.7	89.9	34	49.5	13.3	35	51.3	15.1	69	50.4	14.2
	MONGAR HSS	98.3	100.0	98.9	60	57.9	15.4	28	53.6	9.3	88	56.5	13.9
	NAGOR MSS	100.0	100.0	100.0	18	50.6	11.7	8	57.5	10.7	26	52.7	11.7
	YADI HSS	100.0	100.0	100.0	51	52.8	11.3	57	57.8	9.6	108	55.4	10.7
PARO	BITEKHA MSS	97.0	97.1	97.0	33	57.9	13.1	34	52.4	13.6	67	55.1	13.6
	DRUKGYEL CS	94.4	94.0	94.2	89	56.7	15.6	83	53.9	16.8	172	55.3	16.2
	KHANGKHU MSS	97.6	100.0	98.7	41	67.8	14.3	34	63.9	14.8	75	66.1	14.5
	LANGO MSS	92.9	96.3	94.2	42	49.9	13.3	27	50.6	11.5	69	50.1	12.6
	SHABA HSS	93.8	94.8	94.3	65	56.3	15.5	58	52.1	16.2	123	54.3	15.9
	SHARI HSS	91.7	82.5	86.8	36	53.4	15.0	40	45.2	12.5	76	49.1	14.3
	UTPAL HSS	86.7	88.2	87.5	15	48.9	14.6	17	42.9	7.6	32	45.7	11.7

DZONGKHAG / THROMDE	SCHOOL	PASS %			F			M			TOTAL		
		F	M	TOT	N	MEAN	SD	N	MEAN	SD	N	MEAN	SD
PEMAGATSHEL	WANAKHA CS	84.2	100.0	92.3	19	51.2	15.0	20	55.2	14.5	39	53.2	14.7
	NANGKOR CS	100.0	100.0	100.0	28	53.3	11.6	35	63.2	13.2	63	58.8	13.3
	NGANGLAM HSS	85.7	95.5	90.6	91	44.6	10.8	89	51.0	12.8	180	47.7	12.2
	PEMA GATSHEL MSS	100.0	96.2	98.0	25	62.7	13.8	26	63.8	15.2	51	63.3	14.4
	YELCHEN CS	100.0	98.2	99.1	50	50.8	12.2	57	52.8	9.4	107	51.8	10.8
PHUNTSHOLING THROMDE	YURUNG CS	91.8	93.5	92.7	61	51.8	14.2	62	55.9	14.6	123	53.8	14.5
	PHUENTSHOLING HSS	88.6	86.4	87.6	70	53.1	16.4	59	49.7	13.5	129	51.6	15.2
	PHUENTSHOLING MSS	96.5	94.2	95.4	57	56.6	13.5	52	49.3	13.0	109	53.1	13.7
	SONAMGANG MSS	93.5	87.0	90.2	46	52.9	12.8	46	51.6	14.5	92	52.3	13.7
PUNAKHA	DASHIDING HSS	100.0	100.0	100.0	39	56.3	11.3	32	57.0	12.8	71	56.6	11.9
	DECHENTSEMO CS	94.9	100.0	97.1	39	49.6	13.1	29	47.3	9.7	68	48.6	11.8
	KABESA MSS	100.0	100.0	100.0	33	51.9	12.5	21	54.7	12.7	54	53.0	12.5
	KHURUTHANG MSS	97.1	95.0	96.3	34	52.7	15.3	20	60.7	15.5	54	55.7	15.7
	PUNAKHA CS	100.0	94.6	97.5	42	58.1	11.9	37	50.8	13.4	79	54.7	13.0
	TASHIDINGKHA MSS	97.3	98.2	97.7	74	49.5	12.8	55	46.8	9.0	129	48.4	11.4
	UGYEN ACADEMY HSS	100.0	98.7	99.3	68	64.5	12.3	75	60.3	12.8	143	62.3	12.7
SAMDRUP JONGKHAR	GARPAWONG MSS	100.0	95.1	97.7	46	54.2	13.3	41	53.6	15.8	87	53.9	14.5
	GOMDAR CS	88.2	100.0	94.2	51	47.0	10.6	52	52.8	11.7	103	50.0	11.5
	JOMOTSHANGKHA MSS	87.5	100.0	96.8	8	49.5	13.3	23	57.5	14.8	31	55.5	14.7
	KARMALING HSS	100.0	100.0	100.0	34	49.3	10.2	25	55.9	10.7	59	52.1	10.8
	MARTSHALLA MSS	94.4	100.0	96.8	36	47.6	11.3	27	52.1	11.8	63	49.6	11.6
	MINJIWOONG CS	91.2	100.0	95.2	57	46.5	8.0	48	54.0	13.7	105	49.9	11.6
	ORONG CS	97.7	98.0	97.9	44	55.8	12.3	50	55.3	10.6	94	55.5	11.3
SAMDRUP JONGKHAR THROMDE	PHUNTSHOTANG MSS	95.7	100.0	97.7	47	54.3	13.3	40	59.4	14.5	87	56.6	14.0
	SAMDRUP JONGKHAR MSS	100.0	100.0	100.0	45	60.4	14.8	40	52.6	10.5	85	56.7	13.5
SAMTSE	DOROKHA CS	84.5	90.3	87.5	116	46.0	11.8	124	48.8	11.3	240	47.4	11.6
	GOMTU MSS	98.5	87.7	93.1	65	50.8	13.4	65	49.9	13.2	130	50.4	13.3
	PELJORLING HSS	80.0	85.5	82.7	80	48.2	13.8	76	46.1	12.6	156	47.2	13.2
	SAMTSE HSS	100.0	98.7	99.5	119	58.9	14.5	79	56.9	13.4	198	58.1	14.1
	TENDRUK CS	83.7	89.5	86.3	129	46.6	13.5	105	48.4	13.2	234	47.4	13.4
	YOESLTSE MSS	90.3	90.4	90.4	62	48.0	11.6	52	46.8	12.2	114	47.5	11.8
	NORBULING CS	89.3	91.4	90.1	169	51.6	13.6	105	54.4	14.9	274	52.7	14.1
SARPANG	SARPANG CS	92.7	97.1	95.1	123	48.1	11.4	140	52.3	13.0	263	50.3	12.4
	BABESA MSS	95.3	100.0	97.4	64	52.5	13.2	51	56.5	13.0	115	54.3	13.2
THIM-THROM	CHANGANGKHA MSS	98.5	94.1	96.6	65	60.5	14.2	51	59.6	16.0	116	60.1	14.9
	DECHHENCHOELING HSS	94.8	93.8	94.4	97	51.9	13.9	65	52.4	14.6	162	52.1	14.2
	DR.TOBYGEL SCHOOL	100.0	100.0	100.0	11	63.9	9.1	10	68.6	8.6	21	66.1	9.0
	DRUK SCHOOL	100.0	100.0	100.0	7	65.6	14.2	13	66.1	15.1	20	65.9	14.4
	EDUCATING FOR LIFELONG CITIZENSHIP HS	100.0	100.0	100.0	5	61.6	8.8	6	56.5	17.8	11	58.8	14.0
	LOSELING MSS	90.6	91.7	91.1	64	48.6	10.7	60	50.8	13.2	124	49.6	12.0
	LUNGTENZAMPA MSS	92.9	83.1	88.5	210	55.4	16.2	172	49.4	15.0	382	52.7	15.9
	MOTITHANG HSS	98.6	95.7	97.5	145	59.4	15.7	92	55.3	15.0	237	57.8	15.6
	PELKHIL SCHOOL	92.9	100.0	96.7	14	53.9	11.9	16	55.3	9.1	30	54.7	10.3
	YANGCHENPHUG HSS	98.6	89.6	94.7	141	58.7	15.2	106	54.7	16.4	247	56.9	15.8
THIMPHU	ZHILUKHA MSS	98.0	95.8	97.3	51	62.2	14.1	24	59.0	16.5	75	61.2	14.9
	KHASADRAPCHU MSS	100.0	90.0	94.9	48	54.8	13.6	50	53.5	14.9	98	54.1	14.2
	KUZUCHEN MSS	100.0	100.0	100.0	15	50.5	11.1	21	52.9	11.5	36	51.9	11.3
TRASHIGANG	WANGBAMA CS	91.0	91.5	91.3	67	47.6	12.8	59	49.1	12.6	126	48.3	12.7
	BARTSHAM CS	100.0	100.0	100.0	39	52.5	12.9	29	56.3	12.7	68	54.1	12.9
	DUNGTSSE CS	98.4	96.5	97.5	61	47.5	8.4	57	53.1	14.6	118	50.2	12.1

DZONGKHAG / THROMDE	SCHOOL	PASS %			F			M			TOTAL		
		F	M	TOT	N	MEAN	SD	N	MEAN	SD	N	MEAN	SD
	GONGTHUNG MSS	96.9	100.0	98.3	32	53.7	12.6	27	50.6	8.6	59	52.3	11.0
	JAMPILING HSS	97.8	100.0	98.9	45	59.2	16.8	43	56.1	10.4	88	57.6	14.1
	JIGME SHERUBLING CS	98.3	100.0	99.2	58	56.3	14.1	66	57.8	13.4	124	57.1	13.7
	RADHI MSS	100.0	91.7	95.0	8	72.6	17.2	12	46.7	11.9	20	57.1	19.0
	RANGJUNG CS	100.0	98.6	99.4	86	61.8	13.9	74	58.2	12.2	160	60.1	13.2
	THRIMSHING CS	100.0	100.0	100.0	45	63.1	14.2	31	67.0	12.9	76	64.7	13.7
	TRASHIGANG MSS	95.2	100.0	96.9	21	58.0	14.6	11	54.6	9.1	32	56.9	12.9
	TRASHITSE HSS	98.0	97.4	97.7	49	58.1	16.2	39	54.4	11.7	88	56.5	14.4
	UDZORONG CS	88.5	97.8	92.9	52	44.9	10.0	46	52.6	12.8	98	48.5	12.0
TRASHIYANGTSE	BAYLING CS	96.3	97.8	97.0	54	44.7	8.8	45	55.2	11.5	99	49.5	11.4
	KUNZANGLING CS	100.0	100.0	100.0	41	51.0	10.2	39	52.3	13.2	80	51.6	11.7
	RAMJAR MSS	100.0	100.0	100.0	27	50.5	10.7	23	55.7	10.9	50	52.9	11.0
	TSENKARLA CS	92.9	86.6	90.1	85	49.5	12.3	67	52.2	15.8	152	50.7	14.0
TRONGSA	SAMCHOLING MSS	100.0	100.0	100.0	23	51.9	12.3	29	54.2	12.5	52	53.2	12.3
	SHERUBLING CS	95.1	95.1	95.1	41	54.0	14.0	41	53.6	13.3	82	53.8	13.6
	TAKTSE CS	97.0	100.0	98.3	33	50.5	11.0	26	57.8	13.5	59	53.7	12.6
	TSHANGKHA CS	96.6	96.2	96.4	29	52.5	11.6	26	60.8	14.7	55	56.4	13.7
TSIRANG	DAMPHU CS	97.1	99.2	98.1	137	53.4	13.8	133	56.8	14.4	270	55.1	14.2
	MENDREGANG CS	96.2	98.6	97.3	79	50.8	11.7	69	59.2	14.6	148	54.7	13.8
WANGDUE PHODRANG	BAJOTHANG HSS	86.4	87.4	86.9	103	52.0	15.9	95	50.5	13.6	198	51.3	14.8
	GASELO CS	90.7	100.0	94.3	54	46.7	11.1	33	49.7	11.1	87	47.8	11.1
	PHOBJIKHA CS	100.0	100.0	100.0	48	70.1	13.7	55	67.1	14.6	103	68.5	14.2
	SAMTENGANG CS	88.9	86.3	87.6	72	46.7	10.8	73	49.7	13.6	145	48.2	12.3
ZHEMGANG	BULI CS	98.2	93.5	96.1	56	51.6	12.0	46	54.5	12.9	102	52.9	12.5
	SONAMTHANG CS	98.3	98.0	98.1	58	56.9	13.1	49	58.1	10.9	107	57.5	12.1
	YEBILAP TSA MSS	87.0	93.0	89.3	69	46.3	11.3	43	55.7	13.4	112	49.9	12.9
	ZHEMGANG CS	100.0	100.0	100.0	34	60.6	12.6	30	58.5	13.0	64	59.6	12.7

CHEMISTRY

Dr. Tobgyel School of Thimphu thromde secured the highest mean of 60.7.

DZONGKHAG / THROMDE	SCHOOL	PASS %			F			M			TOTAL		
		F	M	TOT	N	MEAN	SD	N	MEAN	SD	N	MEAN	SD
BUMTHANG	CHUMEY MSS	87.5	54.5	70.8	32	44.9	9.4	33	38.0	11.7	65	41.4	11.1
	JAKAR HSS	92.6	96.2	94.2	68	51.0	12.9	52	51.8	10.6	120	51.4	11.9
	TANG CS	89.7	90.6	90.2	29	44.6	10.5	32	50.3	13.0	61	47.6	12.1
	URA CS	100.0	100.0	100.0	32	53.2	7.7	17	57.1	9.6	49	54.6	8.5
CHHUKHA	AREKHA MSS	84.6	80.0	82.9	26	45.3	11.7	15	42.7	14.1	41	44.3	12.5
	CHAPCHA MSS	70.7	78.0	74.1	58	42.0	10.3	50	42.2	10.1	108	42.1	10.2
	CHUKHA CS	75.0	78.4	76.5	108	43.7	12.2	88	44.3	11.7	196	44.0	12.0
	CHUMIGTHANG MSS	72.3	65.6	69.6	47	44.9	12.9	32	41.4	9.5	79	43.5	11.7
	DARLA MSS	94.7	95.9	95.3	57	51.7	12.5	49	50.5	11.3	106	51.2	12.0
	GEDU HSS	94.4	94.4	94.4	36	50.2	14.8	18	55.1	16.1	54	51.8	15.3
	KAMJI MSS	84.2	89.6	86.9	76	44.9	10.8	77	48.8	13.6	153	46.9	12.4
	PAKSHIKHA CS	76.2	80.2	78.2	84	43.3	12.1	81	43.4	12.1	165	43.3	12.1
	WANGCHUK MSS	80.6	84.6	82.3	36	44.4	11.2	26	42.7	10.0	62	43.7	10.6
DAGANA	DAGA HSS	94.9	81.4	87.8	39	46.6	10.8	43	44.6	10.9	82	45.5	10.8
	DAGAPELA MSS	70.3	81.8	74.6	37	44.8	12.4	22	44.9	11.4	59	44.8	11.9
	DRUKJEGANG HSS	87.4	86.9	87.2	95	45.1	11.6	61	44.6	10.1	156	44.9	11.0
	GESARLING CS	100.0	97.6	98.9	50	51.5	9.7	41	53.9	14.5	91	52.6	12.1
	LHAMOY ZINGKHA MSS	100.0	96.4	98.1	26	47.3	10.2	28	57.6	15.6	54	52.7	14.1

DZONGKHAG / THROMDE	SCHOOL	PASS %			F			M			TOTAL		
		F	M	TOT	N	MEAN	SD	N	MEAN	SD	N	MEAN	SD
GASA	BJISHONG CS	77.1	71.1	74.0	35	39.0	8.7	38	40.6	11.3	73	39.8	10.1
GELEPHU THROMDE	GELEPHU HSS	82.5	77.6	80.3	154	46.1	12.3	125	45.6	13.1	279	45.9	12.6
	PELRITHANG MSS	75.8	73.7	75.0	62	48.9	16.5	38	43.7	12.9	100	46.9	15.4
HAA	CHUNDU ARM FORCES PUBLIC SCHOOL	86.7	90.9	88.5	30	44.2	8.2	22	50.7	13.5	52	46.9	11.2
	GONGZIM UGYEN DORJI CS	66.3	52.3	59.8	101	38.9	8.8	88	37.7	10.6	189	38.3	9.7
LHUEWNTSE	AUTSHO CS	97.3	94.3	95.8	37	52.8	10.1	35	55.4	11.6	72	54.0	10.9
	LHUEWNTSE HSS	94.1	100.0	96.7	17	53.8	14.6	13	66.1	14.0	30	59.1	15.4
	MINJEY MSS	100.0	100.0	100.0	27	47.8	9.9	29	55.2	16.1	56	51.6	13.9
	TANGMACHU CS	62.9	88.7	74.8	62	39.3	9.7	53	51.3	14.9	115	44.8	13.7
MONGAR	CHASKHAR CS	83.3	100.0	93.5	12	43.2	7.2	19	49.1	8.1	31	46.8	8.2
	DRAMTSE CS	73.6	84.9	79.7	72	41.5	9.4	86	46.3	11.8	158	44.1	11.0
	GYELPOZHING CS	85.7	86.0	85.9	105	48.1	12.8	86	44.6	10.0	191	46.5	11.7
	KIDHEYKHAR MSS	79.4	85.7	82.6	34	42.4	9.5	35	46.3	14.0	69	44.3	12.1
	MONGAR HSS	90.0	67.9	83.0	60	50.8	15.1	28	41.4	11.4	88	47.8	14.6
	NAGOR MSS	77.8	87.5	80.8	18	41.9	8.3	8	45.1	9.3	26	42.9	8.6
PARO	YADI HSS	94.1	100.0	97.2	51	48.0	10.2	57	54.0	10.4	108	51.2	10.7
	BITEKHA MSS	100.0	88.2	94.0	33	51.8	10.9	34	47.7	10.1	67	49.7	10.6
	DRUKGYEL CS	94.4	90.4	92.4	89	53.3	13.1	83	50.7	14.5	172	52.1	13.8
	KHANGKHU MSS	92.7	88.2	90.7	41	53.4	14.9	34	51.8	14.7	75	52.7	14.7
	LANGA MSS	61.9	70.4	65.2	42	43.8	12.4	27	42.3	11.7	69	43.2	12.1
	SHABA HSS	96.9	84.5	91.1	65	55.5	14.6	58	50.5	17.2	123	53.1	16.0
	SHARI HSS	83.3	57.5	69.7	36	48.4	13.4	40	38.8	11.0	76	43.4	13.0
	UTPAL HSS	73.3	52.9	62.5	15	43.7	11.9	17	36.5	5.1	32	39.9	9.5
	WANAKHA CS	84.2	90.0	87.2	19	46.7	12.0	20	48.8	15.6	39	47.8	13.8
	PEMAGATSHEL	NANGKOR CS	78.6	91.4	85.7	28	44.8	11.3	35	54.6	15.8	63	50.2
	NGANGLAM HSS	82.4	87.6	85.0	91	42.3	9.5	89	46.9	13.0	180	44.6	11.6
	PEMA GATSHEL MSS	92.0	80.8	86.3	25	50.2	14.0	26	49.6	14.2	51	49.9	14.0
	YELCHEN CS	74.0	93.0	84.1	50	41.4	11.1	57	42.5	6.4	107	42.0	8.9
	YURUNG CS	78.7	80.6	79.7	61	41.5	9.3	62	45.9	11.7	123	43.7	10.8
PHUNTSOLING THROMDE	PHUENTSHOLING HSS	80.0	79.7	79.8	70	48.9	14.6	59	46.1	12.8	129	47.6	13.8
	PHUENTSHOLING MSS	91.2	82.7	87.2	57	50.1	12.0	52	45.5	12.1	109	47.9	12.2
	SONAMGANG MSS	91.3	84.8	88.0	46	50.8	13.2	46	49.6	15.2	92	50.2	14.2
PUNAKHA	DASHIDING HSS	97.4	100.0	98.6	39	49.7	10.7	32	48.3	11.9	71	49.1	11.2
	DECHENTSEMO CS	61.5	75.9	67.6	39	40.2	11.5	29	41.1	10.0	68	40.6	10.9
	KABESA MSS	93.9	95.2	94.4	33	49.5	10.3	21	51.6	10.8	54	50.3	10.4
	KHURUTHANG MSS	79.4	90.0	83.3	34	48.1	13.8	20	55.8	14.0	54	50.9	14.2
	PUNAKHA CS	88.1	86.5	87.3	42	47.8	11.5	37	43.2	9.5	79	45.7	10.8
	TASHIDINGKHA MSS	91.9	92.7	92.2	74	46.1	10.4	55	43.7	8.0	129	45.1	9.5
	UGYEN ACADEMY HSS	100.0	96.0	97.9	68	57.4	11.7	75	54.2	12.5	143	55.7	12.2
	SAMDRUP JONGKHAR	GARPAWONG MSS	93.5	75.6	85.1	46	47.4	11.8	41	45.8	13.8	87	46.6
	GOMDAR CS	78.4	88.5	83.5	51	40.9	7.9	52	43.8	10.4	103	42.3	9.3
	JOMOTSHANGKHA MSS	75.0	95.7	90.3	8	40.1	9.7	23	53.6	12.6	31	50.1	13.2
	KARMALING HSS	73.5	100.0	84.7	34	43.3	10.8	25	51.4	10.1	59	46.7	11.2
	MARTSHALLA MSS	88.9	92.6	90.5	36	43.4	10.1	27	47.1	11.6	63	45.0	10.9
	MINJIWOONG CS	87.7	83.3	85.7	57	44.1	9.0	48	49.0	15.1	105	46.4	12.3
	ORONG CS	97.7	96.0	96.8	44	50.0	10.2	50	50.5	9.9	94	50.3	10.0
	PHUNTSHOTANG MSS	85.1	97.5	90.8	47	43.9	10.6	40	51.6	15.4	87	47.4	13.5
SAMDRUP JONGKHAR THROMDE	SAMDRUP JONGKHAR MSS	91.1	75.0	83.5	45	50.1	13.8	40	42.1	10.4	85	46.3	12.9
SAMTSE	DOROKHA CS	63.8	61.3	62.5	116	38.3	8.1	124	39.0	8.8	240	38.7	8.5
	GOMTU MSS	93.8	90.8	92.3	65	49.2	12.5	65	47.7	11.9	130	48.5	12.2

DZONGKHAG / THROMDE	SCHOOL	PASS %			F			M			TOTAL		
		F	M	TOT	N	MEAN	SD	N	MEAN	SD	N	MEAN	SD
	PELJORLING HSS	78.8	73.7	76.3	80	43.7	11.4	76	42.9	11.3	156	43.3	11.3
	SAMTSE HSS	84.9	81.0	83.3	119	46.7	12.9	79	46.3	14.2	198	46.5	13.4
	TENDRUK CS	76.0	79.0	77.4	129	41.6	10.5	105	44.5	12.3	234	42.9	11.4
	YOESLTSE MSS	75.8	65.4	71.1	62	42.8	10.6	52	40.9	11.6	114	42.0	11.1
SARPANG	NORBULING CS	74.0	79.0	75.9	169	42.3	10.9	105	45.8	12.8	274	43.7	11.8
	SARPANG CS	88.6	85.7	87.1	123	46.3	11.1	140	47.6	12.5	263	47.0	11.9
THIM-THROM	BABESA MSS	82.8	88.2	85.2	64	45.2	10.7	51	47.6	11.5	115	46.3	11.1
	CHANGANGKHA MSS	87.7	86.3	87.1	65	50.3	13.1	51	52.6	15.5	116	51.3	14.2
	DECHHENCHOELING HSS	79.4	67.7	74.7	97	44.4	12.1	65	43.4	12.8	162	44.0	12.4
	DR.TOBYGEL SCHOOL	100.0	100.0	100.0	11	57.1	9.3	10	64.7	6.9	21	60.7	9.0
	DRUK SCHOOL	100.0	92.3	95.0	7	50.7	12.9	13	55.0	16.2	20	53.5	14.9
	EDUCATING FOR LIFELONG CITIZENSHIP HS	100.0	100.0	100.0	5	44.4	6.1	6	51.8	15.2	11	48.5	12.0
	LOSELING MSS	87.5	88.3	87.9	64	48.6	11.7	60	49.5	14.8	124	49.0	13.3
	LUNGTENZAMPA MSS	85.7	72.1	79.6	210	49.4	14.5	172	43.6	12.9	382	46.8	14.1
	MOTITHANG HSS	89.0	75.0	83.5	145	49.9	14.1	92	46.0	15.0	237	48.4	14.5
	PELKHIL SCHOOL	85.7	93.8	90.0	14	47.1	10.3	16	49.6	10.6	30	48.4	10.4
	YANGCHENPHUG HSS	90.8	76.4	84.6	141	54.0	15.6	106	48.9	17.1	247	51.8	16.4
	ZHILUKHA MSS	98.0	83.3	93.3	51	50.7	10.9	24	48.6	13.0	75	50.0	11.6
THIMPHU	KHASADRAPCHU MSS	89.6	78.0	83.7	48	49.7	13.3	50	49.1	15.3	98	49.4	14.3
	KUZUCHEN MSS	93.3	95.2	94.4	15	45.1	11.0	21	51.8	12.5	36	49.0	12.2
	WANGBAMA CS	83.6	76.3	80.2	67	43.5	10.6	59	43.9	10.9	126	43.7	10.7
TRASHIGANG	BARTSHAM CS	94.9	89.7	92.6	39	48.0	11.0	29	49.4	13.1	68	48.6	11.9
	DUNGTSÉ CS	95.1	93.0	94.1	61	46.4	9.5	57	50.3	13.6	118	48.3	11.7
	GONGTHUNG MSS	100.0	96.3	98.3	32	51.0	9.7	27	45.9	8.8	59	48.7	9.6
	JAMPELING HSS	86.7	93.0	89.8	45	49.8	12.0	43	44.9	8.2	88	47.4	10.5
	JIGME SHERUBLING CS	96.6	100.0	98.4	58	49.5	12.1	66	53.7	12.3	124	51.7	12.3
	RADHI MSS	100.0	91.7	95.0	8	67.6	14.0	12	45.4	13.1	20	54.3	17.2
	RANGJUNG CS	96.5	89.2	93.1	86	50.1	12.2	74	47.0	11.0	160	48.6	11.7
	THRIMSHING CS	95.6	93.5	94.7	45	51.5	13.2	31	55.5	14.8	76	53.1	13.9
	TRASHIGANG MSS	100.0	100.0	100.0	21	53.0	13.2	11	51.7	9.7	32	52.6	12.0
	TRASHITSE HSS	93.9	92.3	93.2	49	50.2	13.1	39	49.1	12.1	88	49.7	12.6
	UDZORONG CS	78.8	84.8	81.6	52	42.4	9.9	46	45.1	11.8	98	43.7	10.8
TRASHIYANGTSE	BAYLING CS	81.5	93.3	86.9	54	42.4	8.5	45	47.2	11.3	99	44.6	10.1
	KUNZANGLING CS	92.7	89.7	91.3	41	44.9	8.2	39	47.5	11.6	80	46.2	10.1
	RAMJAR MSS	85.2	100.0	92.0	27	42.4	8.4	23	49.2	12.4	50	45.5	10.8
	TSENKARLA CS	88.2	83.6	86.2	85	45.6	10.5	67	47.4	14.0	152	46.4	12.1
TRONGSA	SAMCHOLING MSS	82.6	82.8	82.7	23	40.7	6.3	29	43.8	11.0	52	42.4	9.3
	SHERUBLING CS	87.8	87.8	87.8	41	50.0	12.9	41	45.7	12.4	82	47.8	12.8
	TAKTSE CS	97.0	96.2	96.6	33	46.4	8.7	26	51.5	12.3	59	48.6	10.7
	TSHANGKHA CS	79.3	88.5	83.6	29	42.9	9.7	26	49.3	13.6	55	45.9	12.1
TSIRANG	DAMPHU CS	88.3	92.5	90.4	137	48.5	12.2	133	52.5	13.6	270	50.5	13.0
	MENDREGANG CS	91.1	95.7	93.2	79	47.5	9.8	69	52.5	14.1	148	49.8	12.2
WANGDUE PHODRANG	BAJOTHANG HSS	68.0	66.3	67.2	103	44.5	15.6	95	44.1	14.0	198	44.3	14.8
	GASELO CS	87.0	84.8	86.2	54	44.2	12.9	33	46.0	12.3	87	44.9	12.6
	PHOBIKHA CS	93.8	85.5	89.3	48	46.2	11.1	55	50.2	15.3	103	48.4	13.6
	SAMTENGANG CS	87.5	76.7	82.1	72	47.2	11.0	73	46.0	13.5	145	46.6	12.3
ZHEMGANG	BULI CS	83.9	93.5	88.2	56	45.1	10.2	46	46.5	10.9	102	45.7	10.5
	SONAMTHANG CS	94.8	87.8	91.6	58	48.3	9.5	49	48.9	10.3	107	48.6	9.8
	YEBILAPTA MSS	89.9	90.7	90.2	69	45.7	10.5	43	52.3	13.7	112	48.3	12.2
	ZHEMGANG CS	94.1	93.3	93.8	34	51.0	11.5	30	50.8	13.2	64	50.9	12.2

PHYSICS

Ugyen Academy of Punakha dzongkhag secured the highest mean of 67.1.

DZONGKHAG / THROMDE	SCHOOL	PASS %			F			M			TOTAL		
		F	M	TOT	N	MEAN	SD	N	MEAN	SD	N	MEAN	SD
BUMTHANG	CHUMEY MSS	96.9	87.9	92.3	32	55.2	12.3	33	47.6	14.5	65	51.3	13.9
	JAKAR HSS	98.5	98.1	98.3	68	57.6	14.3	52	61.0	12.0	120	59.0	13.4
	TANG CS	100.0	100.0	100.0	29	58.2	13.6	32	66.7	12.3	61	62.7	13.5
	URA CS	100.0	100.0	100.0	32	56.6	8.9	17	62.9	11.5	49	58.8	10.2
CHHUKHA	AREKHA MSS	100.0	93.3	97.6	26	57.9	13.5	15	58.4	15.0	41	58.1	13.8
	CHAPCHA MSS	98.3	100.0	99.1	58	53.9	13.2	50	54.4	12.1	108	54.1	12.6
	CHUKHA CS	89.8	89.8	89.8	108	49.1	14.0	88	49.8	12.9	196	49.4	13.5
	CHUMIGTHANG MSS	97.9	96.9	97.5	47	54.6	13.1	32	53.4	12.7	79	54.1	12.8
	DARLA MSS	96.5	100.0	98.1	57	58.8	14.5	49	61.1	12.6	106	59.8	13.6
	GEDU HSS	100.0	100.0	100.0	36	58.8	13.3	18	61.3	16.7	54	59.7	14.4
	KAMJI MSS	92.1	94.8	93.5	76	50.1	11.4	77	55.8	14.7	153	53.0	13.4
	PAKSHIKHA CS	86.9	91.4	89.1	84	49.4	13.0	81	50.7	12.8	165	50.0	12.9
DAGANA	WANGCHUK MSS	97.2	100.0	98.4	36	53.2	12.8	26	54.0	10.3	62	53.5	11.7
	DAGA HSS	97.4	95.3	96.3	39	55.0	12.6	43	52.3	12.5	82	53.5	12.5
	DAGAPELA MSS	100.0	100.0	100.0	37	57.2	14.0	22	60.1	12.1	59	58.3	13.3
	DRUKJEGANG HSS	97.9	98.4	98.1	95	54.1	12.8	61	53.9	12.1	156	54.0	12.5
GASA	GESARLING CS	100.0	100.0	100.0	50	59.6	10.7	41	63.3	14.3	91	61.3	12.5
	LHAMOYZINGKHA MSS	100.0	92.9	96.3	26	57.8	9.7	28	64.3	17.2	54	61.2	14.4
	BJISHONG CS	100.0	97.4	98.6	35	53.8	11.6	38	58.1	13.4	73	56.0	12.7
GELEPHU THROMDE	GELEPHU HSS	91.6	90.4	91.0	154	53.5	14.7	125	52.9	14.9	279	53.2	14.8
	PELRITHANG MSS	90.3	94.7	92.0	62	54.1	16.5	38	50.4	12.8	100	52.7	15.2
HAA	CHUNDU ARM FORCES PUBLIC SCHOOL	96.7	100.0	98.1	30	50.2	9.5	22	58.8	14.5	52	53.8	12.5
	GONGZIM UGYEN DORJI CS	93.1	87.5	90.5	101	50.2	13.5	88	50.8	14.5	189	50.5	13.9
LHUEWNTSE	AUTSHO CS	100.0	97.1	98.6	37	55.4	10.4	35	57.7	12.6	72	56.5	11.5
	LHUEWNTSE HSS	100.0	100.0	100.0	17	60.5	13.2	13	73.4	10.6	30	66.1	13.6
	MINJEY MSS	100.0	100.0	100.0	27	55.0	10.6	29	64.2	16.1	56	59.7	14.4
	TANGMACHU CS	93.5	98.1	95.7	62	51.1	12.8	53	65.1	13.3	115	57.5	14.8
MONGAR	CHASKHAR CS	100.0	100.0	100.0	12	48.9	7.6	19	56.1	8.9	31	53.3	9.0
	DRAMETSE CS	94.4	100.0	97.5	72	53.9	12.8	86	57.2	12.6	158	55.7	12.8
	GYELPOZHING CS	93.3	95.3	94.2	105	51.6	14.1	86	52.3	12.1	191	51.9	13.2
	KIDHEYKHAR MSS	88.2	94.3	91.3	34	49.4	13.1	35	55.0	15.2	69	52.3	14.4
	MONGAR HSS	100.0	100.0	100.0	60	60.9	14.6	28	55.9	11.6	88	59.3	13.9
	NAGOR MSS	100.0	100.0	100.0	18	51.3	11.8	8	59.6	9.8	26	53.8	11.7
	YADI HSS	98.0	100.0	99.1	51	55.4	10.9	57	61.1	11.1	108	58.4	11.3
PARO	BITEKHA MSS	97.0	88.2	92.5	33	54.6	12.6	34	52.1	13.7	67	53.3	13.1
	DRUKGYEL CS	100.0	97.6	98.8	89	59.2	12.9	83	57.0	16.1	172	58.1	14.6
	KHANGKHU MSS	100.0	100.0	100.0	41	63.4	14.4	34	61.9	15.7	75	62.7	14.9
	LANGO MSS	76.2	92.6	82.6	42	51.0	15.9	27	48.8	11.5	69	50.1	14.3
	SHABA HSS	100.0	91.4	95.9	65	59.1	13.5	58	55.6	17.2	123	57.5	15.4
	SHARI HSS	91.7	85.0	88.2	36	53.7	14.2	40	45.6	12.7	76	49.4	13.9
	UTPAL HSS	86.7	82.4	84.4	15	50.5	16.1	17	43.1	8.4	32	46.6	13.0
PEMAGATSHEL	WANAKHA CS	89.5	90.0	89.7	19	53.5	15.1	20	57.3	16.4	39	55.5	15.7
	NANGKOR CS	96.4	100.0	98.4	28	56.7	13.5	35	65.1	15.6	63	61.4	15.2
	NGANGLAM HSS	93.4	97.8	95.6	91	46.1	9.6	89	50.9	12.8	180	48.4	11.5
	PEMA GATSHEL MSS	100.0	96.2	98.0	25	54.3	13.1	26	55.5	15.1	51	54.9	14.0
	YELCHEN CS	92.0	98.2	95.3	50	52.2	15.1	57	53.5	10.4	107	52.9	12.7
	YURUNG CS	95.1	98.4	96.7	61	49.7	12.9	62	57.8	12.8	123	53.8	13.4

DZONGKHAG / THROMDE	SCHOOL	PASS %			F			M			TOTAL		
		F	M	TOT	N	MEAN	SD	N	MEAN	SD	N	MEAN	SD
PHUNTSHOLING THROMDE	PHUENTSHOLING HSS	94.3	93.2	93.8	70	56.9	15.5	59	54.0	14.9	129	55.6	15.3
	PHUENTSHOLING MSS	96.5	96.2	96.3	57	62.9	13.0	52	55.4	14.0	109	59.3	13.9
	SONAMGANG MSS	91.3	89.1	90.2	46	51.3	13.0	46	52.0	15.7	92	51.7	14.3
PUNAKHA	DASHIDING HSS	100.0	100.0	100.0	39	58.5	11.8	32	60.0	12.4	71	59.2	12.0
	DECHENTSEMO CS	92.3	93.1	92.6	39	49.1	13.6	29	48.2	10.5	68	48.7	12.3
	KABESA MSS	97.0	100.0	98.1	33	57.6	12.8	21	63.5	10.0	54	59.9	12.1
	KHURUTHANG MSS	97.1	95.0	96.3	34	58.7	14.9	20	66.1	14.7	54	61.4	15.1
	PUNAKHA CS	100.0	91.9	96.2	42	58.7	14.3	37	51.9	13.7	79	55.5	14.3
	TASHIDINGKHA MSS	100.0	98.2	99.2	74	57.3	12.4	55	55.5	10.4	129	56.5	11.6
	UGYEN ACADEMY HSS	100.0	100.0	100.0	68	69.1	12.2	75	65.3	13.5	143	67.1	13.0
SAMDRUP JONGKHAR	GARPAWONG MSS	100.0	97.6	98.9	46	56.6	13.4	41	54.4	15.5	87	55.6	14.4
	GOMDAR CS	90.2	98.1	94.2	51	46.6	10.0	52	49.9	11.4	103	48.3	10.8
	JOMOTSHANGKHA MSS	87.5	100.0	96.8	8	45.9	10.2	23	60.0	13.8	31	56.4	14.3
	KARMALING HSS	94.1	100.0	96.6	34	50.1	13.0	25	58.6	13.4	59	53.7	13.7
	MARTSHALLA MSS	100.0	96.3	98.4	36	50.2	9.7	27	56.0	12.6	63	52.7	11.3
	MINJIWOONG CS	96.5	97.9	97.1	57	53.4	10.8	48	61.1	14.3	105	56.9	13.1
	ORONG CS	97.7	100.0	98.9	44	56.1	11.5	50	54.6	10.7	94	55.3	11.0
PHUNTSHOTANG MSS	95.7	95.0	95.4	47	50.7	11.7	40	54.8	15.9	87	52.6	13.9	
SAMDRUP JONGKHAR THROMDE	SAMDRUP JONGKHAR MSS	91.1	97.5	94.1	45	59.1	16.3	40	52.2	12.9	85	55.8	15.1
SAMTSE	DOROKHA CS	82.8	87.9	85.4	116	44.7	11.1	124	47.3	10.7	240	46.0	11.0
	GOMTU MSS	98.5	92.3	95.4	65	53.9	13.1	65	53.0	14.1	130	53.4	13.6
	PELJORLING HSS	96.3	98.7	97.4	80	54.0	13.6	76	54.7	12.4	156	54.3	13.0
	SAMTSE HSS	95.8	98.7	97.0	119	56.3	14.4	79	56.9	13.8	198	56.5	14.1
	TENDRUK CS	94.6	93.3	94.0	129	50.7	12.4	105	53.2	14.5	234	51.8	13.4
	YOESLTSE MSS	82.3	86.5	84.2	62	45.8	11.5	52	44.8	11.2	114	45.4	11.3
SARPANG	NORBULING CS	88.2	91.4	89.4	169	51.6	14.1	105	55.6	15.1	274	53.1	14.6
	SARPANG CS	94.3	96.4	95.4	123	50.7	12.6	140	54.8	13.7	263	52.9	13.3
THIM-THROM	BABESA MSS	92.2	98.0	94.8	64	54.2	13.9	51	57.4	12.9	115	55.6	13.5
	CHANGANGKHA MSS	95.4	90.2	93.1	65	56.8	14.6	51	60.9	18.0	116	58.6	16.2
	DECHHENCHOELING HSS	79.4	69.2	75.3	97	48.0	15.5	65	47.8	17.4	162	47.9	16.2
	DR.TOBYGEL SCHOOL	100.0	100.0	100.0	11	63.1	10.8	10	67.7	7.6	21	65.3	9.5
	DRUK SCHOOL	100.0	92.3	95.0	7	63.7	16.6	13	66.1	16.8	20	65.3	16.3
	EDUCATING FOR LIFELONG CITIZENSHIP HS	100.0	100.0	100.0	5	53.2	10.2	6	58.2	15.4	11	55.9	12.9
	LOSELING MSS	92.2	96.7	94.4	64	52.5	12.4	60	56.2	15.3	124	54.3	14.0
	LUNGTENZAMPA MSS	95.7	92.4	94.2	210	59.6	14.6	172	55.1	15.2	382	57.6	15.0
	MOTITHANG HSS	97.2	94.6	96.2	145	62.3	15.5	92	57.3	16.0	237	60.4	15.8
	PELKHIL SCHOOL	92.9	93.8	93.3	14	53.3	13.9	16	54.7	11.5	30	54.0	12.5
THIMPHU	YANGCHENPHUG HSS	98.6	95.3	97.2	141	61.9	15.3	106	57.4	16.5	247	60.0	15.9
	ZHILUKHA MSS	98.0	95.8	97.3	51	63.1	12.2	24	62.7	16.6	75	63.0	13.7
	KHASADRAPCHU MSS	97.9	96.0	96.9	48	61.9	15.1	50	58.7	17.3	98	60.3	16.3
	KUZUCHEN MSS	100.0	95.2	97.2	15	50.2	10.6	21	56.4	13.5	36	53.8	12.6
	WANGBAMA CS	97.0	98.3	97.6	67	54.4	12.9	59	54.5	13.4	126	54.5	13.1
TRASHIGANG	BARTSHAM CS	97.4	100.0	98.5	39	58.2	12.9	29	61.8	13.0	68	59.7	13.0
	DUNGTSSE CS	100.0	96.5	98.3	61	50.4	8.6	57	56.0	14.1	118	53.1	11.9
	GONGTHUNG MSS	100.0	100.0	100.0	32	62.3	11.9	27	59.0	10.5	59	60.8	11.3
	JAMPELING HSS	91.1	97.7	94.3	45	57.7	15.4	43	51.6	11.1	88	54.8	13.8
	JIGME SHERUBLING CS	100.0	100.0	100.0	58	58.4	12.8	66	62.1	12.5	124	60.4	12.7
	RADHI MSS	100.0	100.0	100.0	8	77.1	15.7	12	55.8	13.7	20	64.4	17.7
	RANGJUNG CS	97.7	98.6	98.1	86	58.9	13.9	74	55.0	12.2	160	57.1	13.2
	THRIMSHING CS	100.0	100.0	100.0	45	64.0	13.7	31	66.0	14.5	76	64.8	14.0

DZONGKHAG / THROMDE	SCHOOL	PASS %			F			M			TOTAL		
		F	M	TOT	N	MEAN	SD	N	MEAN	SD	N	MEAN	SD
	TRASHIGANG MSS	100.0	100.0	100.0	21	61.2	13.6	11	64.6	6.0	32	62.4	11.5
	TRASHITSE HSS	98.0	97.4	97.7	49	60.7	14.6	39	58.6	13.6	88	59.8	14.1
	UDZORONG CS	100.0	100.0	100.0	52	53.0	10.8	46	57.3	12.4	98	55.1	11.7
TRASHIYANGTSE	BAYLING CS	94.4	97.8	96.0	54	50.1	11.9	45	59.3	12.5	99	54.3	12.9
	KUNZANGLING CS	97.6	97.4	97.5	41	52.3	10.5	39	55.3	12.6	80	53.8	11.6
	RAMJAR MSS	92.6	95.7	94.0	27	48.0	10.0	23	56.9	13.5	50	52.1	12.5
	TSENKARLA CS	95.3	98.5	96.7	85	55.7	13.2	67	58.4	14.9	152	56.9	14.0
TRONGSA	SAMCHOLING MSS	100.0	100.0	100.0	23	55.3	11.8	29	55.9	12.4	52	55.7	12.0
	SHERUBLING CS	97.6	90.2	93.9	41	57.0	15.1	41	54.3	15.7	82	55.6	15.4
	TAKTSE CS	93.9	100.0	96.6	33	54.1	12.4	26	61.0	13.3	59	57.1	13.1
	TSHANGKHA CS	100.0	100.0	100.0	29	57.4	12.4	26	63.7	13.0	55	60.4	13.0
TSIRANG	DAMPHU CS	97.8	97.0	97.4	137	56.3	14.1	133	60.5	14.9	270	58.3	14.6
	MENDREGANG CS	94.9	100.0	97.3	79	53.0	12.6	69	61.3	15.6	148	56.9	14.6
WANGDUE PHODRANG	BAJOTHANG HSS	89.3	89.5	89.4	103	54.5	17.2	95	54.6	15.6	198	54.6	16.4
	GASELO CS	90.7	90.9	90.8	54	50.1	12.9	33	54.4	12.9	87	51.7	13.0
	PHOBJIKHA CS	97.9	96.4	97.1	48	58.1	14.5	55	58.6	16.5	103	58.4	15.5
	SAMTENGANG CS	98.6	90.4	94.5	72	57.4	13.0	73	55.9	15.2	145	56.7	14.1
ZHEMGANG	BULI CS	100.0	100.0	100.0	56	58.0	11.9	46	63.0	11.9	102	60.2	12.1
	SONAMTHANG CS	98.3	95.9	97.2	58	54.3	11.8	49	57.2	11.3	107	55.6	11.6
	YEBILAP TSA MSS	98.6	97.7	98.2	69	54.1	12.3	43	63.1	15.0	112	57.6	14.1
	ZHEMGANG CS	100.0	100.0	100.0	34	61.6	12.0	30	60.3	12.3	64	61.0	12.0

HISTORY & CIVICS

Dr. Tobgyel School of Thimphu thromde secured the highest mean of 63.9.

DZONGKHAG / THROMDE	SCHOOL	PASS %			F			M			TOTAL		
		F	M	TOT	N	MEAN	SD	N	MEAN	SD	N	MEAN	SD
BUMTHANG	CHUMEY MSS	100.0	93.9	96.9	32	60.6	11.7	33	51.0	13.2	65	55.7	13.3
	JAKAR HSS	100.0	98.1	99.2	68	56.7	12.2	52	59.7	12.4	120	58.0	12.3
	TANG CS	89.7	100.0	95.1	29	48.2	11.0	32	57.5	12.9	61	53.1	12.8
	URA CS	100.0	94.1	98.0	32	56.5	11.8	17	60.8	13.3	49	58.0	12.4
CHHUKHA	AREKHA MSS	100.0	86.7	95.1	26	51.5	12.2	15	47.9	12.8	41	50.2	12.4
	CHAPCHA MSS	94.8	98.0	96.3	58	51.7	12.0	50	54.8	10.3	108	53.1	11.3
	CHUKHA CS	74.1	92.0	82.1	108	46.0	13.3	88	49.6	12.0	196	47.7	12.8
	CHUMIGTHANG MSS	93.6	96.9	94.9	47	55.1	13.6	32	54.4	9.9	79	54.8	12.2
	DARLA MSS	96.5	100.0	98.1	57	54.4	12.5	49	56.6	12.4	106	55.4	12.4
	GEDU HSS	100.0	100.0	100.0	36	53.4	11.7	18	62.6	12.0	54	56.5	12.5
	KAMJI MSS	89.5	96.1	92.8	76	50.1	11.6	77	57.2	12.5	153	53.6	12.5
	PAKSHIKHA CS	76.2	82.7	79.4	84	44.8	12.6	81	48.7	13.1	165	46.7	13.0
	WANGCHUK MSS	94.4	100.0	96.8	36	51.2	12.6	26	50.0	9.5	62	50.7	11.3
DAGANA	DAGA HSS	94.9	97.7	96.3	39	53.6	12.1	43	51.5	11.1	82	52.5	11.6
	DAGAPELA MSS	100.0	100.0	100.0	37	56.3	12.9	22	57.4	11.4	59	56.7	12.3
	DRUKJEGANG HSS	92.6	95.1	93.6	95	50.4	12.5	61	52.0	12.0	156	51.0	12.3
	GESARLING CS	100.0	100.0	100.0	50	55.6	8.9	41	59.0	8.9	91	57.1	9.1
	LHAMOYZINGKHA MSS	96.2	100.0	98.1	26	50.3	10.5	28	59.4	12.2	54	55.0	12.2
GASA	BJISHONG CS	97.1	100.0	98.6	35	51.6	11.6	38	58.0	11.6	73	54.9	11.9
GELEPHU THROMDE	GELEPHU HSS	82.5	88.8	85.3	154	50.1	14.4	125	50.0	13.5	279	50.1	14.0
	PELRITHANG MSS	90.3	89.5	90.0	62	51.6	14.2	38	49.6	10.5	100	50.8	12.9
HAA	CHUNDU ARM FORCES PUBLIC SCHOOL	90.0	100.0	94.2	30	51.7	10.2	22	59.7	11.3	52	55.1	11.3
	GONGZIM UGYEN DORJI CS	91.1	93.2	92.1	101	47.6	11.8	88	52.6	12.4	189	49.9	12.3

DZONGKHAG / THROMDE	SCHOOL	PASS %			F			M			TOTAL		
		F	M	TOT	N	MEAN	SD	N	MEAN	SD	N	MEAN	SD
LHUMENTSE	AUTSHO CS	73.0	85.7	79.2	37	42.4	9.4	35	49.0	12.5	72	45.6	11.4
	LHUMENTSE HSS	100.0	100.0	100.0	17	53.8	12.7	13	68.3	10.2	30	60.1	13.7
	MINJEY MSS	88.9	89.7	89.3	27	46.6	11.1	29	55.6	13.2	56	51.3	13.0
	TANGMACHU CS	71.0	94.3	81.7	62	41.9	11.5	53	52.9	12.6	115	47.0	13.2
MONGAR	CHASKHAR CS	100.0	100.0	100.0	12	49.8	8.0	19	51.6	7.7	31	50.9	7.7
	DRAMETSE CS	79.2	94.2	87.3	72	44.4	10.6	86	52.9	11.2	158	49.0	11.7
	GYELPOZHING CS	94.3	95.3	94.8	105	52.2	12.8	86	54.3	10.7	191	53.2	11.9
	KIDHEYKHAR MSS	73.5	82.9	78.3	34	45.3	12.8	35	49.6	15.4	69	47.5	14.2
	MONGAR HSS	95.0	96.4	95.5	60	56.0	13.8	28	51.3	10.8	88	54.5	13.1
	NAGOR MSS	100.0	100.0	100.0	18	52.1	9.9	8	61.5	8.8	26	55.0	10.4
	YADI HSS	98.0	98.2	98.1	51	48.2	11.2	57	55.8	10.6	108	52.2	11.5
PARO	BITEKHA MSS	97.0	100.0	98.5	33	54.6	11.6	34	53.9	11.2	67	54.2	11.3
	DRUKGYEL CS	95.5	94.0	94.8	89	55.0	12.0	83	53.3	12.7	172	54.1	12.3
	KHANGKHU MSS	100.0	100.0	100.0	41	62.1	12.0	34	60.0	10.9	75	61.1	11.5
	LANGO MSS	83.3	85.2	84.1	42	50.8	14.9	27	50.2	12.6	69	50.6	13.9
	SHABA HSS	100.0	96.6	98.4	65	58.3	12.8	58	56.8	12.9	123	57.6	12.8
	SHARI HSS	94.4	87.5	90.8	36	52.9	12.6	40	47.5	12.2	76	50.1	12.6
	UTPAL HSS	86.7	94.1	90.6	15	51.0	13.3	17	56.4	10.6	32	53.9	12.1
	WANAKHA CS	89.5	100.0	94.9	19	54.3	11.7	20	57.8	13.6	39	56.1	12.7
PEMAGATSHEL	NANGKOR CS	100.0	97.1	98.4	28	54.9	13.8	35	60.7	14.7	63	58.1	14.5
	NGANGLAM HSS	82.4	92.1	87.2	91	43.6	9.9	89	51.7	12.7	180	47.6	12.0
	PEMA GATSHEL MSS	100.0	88.5	94.1	25	53.6	14.7	26	56.8	14.9	51	55.3	14.7
	YELCHEN CS	98.0	96.5	97.2	50	52.0	11.1	57	54.2	10.0	107	53.1	10.5
	YURUNG CS	80.3	95.2	87.8	61	47.7	13.4	62	55.4	12.7	123	51.6	13.6
PHUNTSHOLING THROMDE	PHUNTSHOLING HSS	84.3	93.2	88.4	70	49.1	13.2	59	50.2	10.9	129	49.6	12.2
	PHUNTSHOLING MSS	100.0	84.6	92.7	57	56.8	11.7	52	49.0	13.3	109	53.1	13.0
	SONAMGANG MSS	93.5	84.8	89.1	46	50.1	10.3	46	48.9	13.9	92	49.5	12.1
PUNAKHA	DASHIDING HSS	97.4	100.0	98.6	39	55.2	11.7	32	58.0	10.1	71	56.4	11.0
	DECHENTSEMO CS	84.6	96.6	89.7	39	48.5	12.6	29	48.9	9.4	68	48.7	11.3
	KABESA MSS	100.0	100.0	100.0	33	55.4	12.2	21	60.1	8.4	54	57.2	11.1
	KHURUTHANG MSS	91.2	100.0	94.4	34	57.5	15.2	20	64.6	13.9	54	60.1	15.0
	PUNAKHA CS	97.6	97.3	97.5	42	61.0	11.1	37	55.3	12.4	79	58.3	12.0
	TASHIDINGKHA MSS	97.3	100.0	98.4	74	53.5	12.4	55	54.4	9.1	129	53.9	11.1
	UGYEN ACADEMY HSS	100.0	98.7	99.3	68	64.2	9.5	75	60.0	10.6	143	62.0	10.3
SAMDRUP JONGKHAR	GARPAWONG MSS	87.0	73.2	80.5	46	47.9	11.8	41	45.7	14.8	87	46.9	13.2
	GOMDAR CS	80.4	94.2	87.4	51	45.8	11.8	52	53.0	12.5	103	49.4	12.7
	JOMOTSHANGKHA MSS	87.5	87.0	87.1	8	47.1	12.1	23	53.5	13.5	31	51.9	13.3
	KARMALING HSS	88.2	100.0	93.2	34	45.1	10.5	25	53.0	9.0	59	48.4	10.6
	MARTSHALLA MSS	94.4	100.0	96.8	36	50.4	11.5	27	58.2	10.6	63	53.8	11.7
	MINJIWOONG CS	82.5	93.8	87.6	57	45.6	10.2	48	56.8	14.1	105	50.7	13.3
	ORONG CS	86.4	94.0	90.4	44	49.4	13.0	50	49.6	11.6	94	49.5	12.2
	PHUNTSHOTANG MSS	87.2	85.0	86.2	47	50.0	12.0	40	52.5	16.6	87	51.1	14.3
SAMDRUP JONGKHAR THROMDE	SAMDRUP JONGKHAR MSS	93.3	97.5	95.3	45	58.0	15.1	40	54.1	11.7	85	56.2	13.7
SAMTSE	DOROKHA CS	82.8	88.7	85.8	116	46.0	11.4	124	46.7	9.8	240	46.3	10.6
	GOMTU MSS	90.8	90.8	90.8	65	49.9	11.7	65	50.0	11.7	130	50.0	11.7
	PELJORLING HSS	88.8	94.7	91.7	80	50.0	12.1	76	51.0	10.5	156	50.5	11.3
	SAMTSE HSS	93.3	92.4	92.9	119	52.1	13.8	79	52.8	12.7	198	52.4	13.3
	TENDRUK CS	91.5	85.7	88.9	129	48.1	12.0	105	48.2	12.9	234	48.1	12.4
	YOESLTSE MSS	88.7	94.2	91.2	62	45.8	10.3	52	47.4	10.0	114	46.5	10.2
SARPANG	NORBULING CS	86.4	91.4	88.3	169	50.6	13.4	105	55.4	13.5	274	52.4	13.6

DZONGKHAG / THROMDE	SCHOOL	PASS %			F			M			TOTAL		
		F	M	TOT	N	MEAN	SD	N	MEAN	SD	N	MEAN	SD
THIM-THROM	SARPANG CS	92.7	97.1	95.1	123	50.9	12.6	140	54.2	11.9	263	52.6	12.3
	BABESA MSS	95.3	98.0	96.5	64	49.7	12.4	51	52.4	9.9	115	50.9	11.4
	CHANGANGKHA MSS	98.5	100.0	99.1	65	62.3	13.0	51	61.5	12.8	116	61.9	12.9
	DECHHENCHOELING HSS	93.8	100.0	96.3	97	55.8	13.7	65	56.5	13.4	162	56.0	13.5
	DR.TOBYGEL SCHOOL	100.0	100.0	100.0	11	60.9	9.4	10	67.1	8.6	21	63.9	9.4
	DRUK SCHOOL	100.0	100.0	100.0	7	57.6	10.3	13	66.3	11.5	20	63.3	11.6
	EDUCATING FOR LIFELONG CITIZENSHIP HS	100.0	100.0	100.0	5	57.4	10.9	6	58.7	14.9	11	58.1	12.6
	LOSELING MSS	87.5	95.0	91.1	64	52.0	11.4	60	55.4	13.8	124	53.6	12.7
	LUNGTENZAMPA MSS	95.7	90.7	93.5	210	56.9	14.1	172	54.2	14.5	382	55.7	14.3
	MOTITHANG HSS	93.1	95.7	94.1	145	57.2	14.0	92	54.7	13.5	237	56.2	13.8
THIMPBU	PELKHIL SCHOOL	92.9	93.8	93.3	14	52.7	9.6	16	56.2	9.9	30	54.6	9.8
	YANGCHENPHUG HSS	98.6	97.2	98.0	141	60.5	13.4	106	57.1	13.7	247	59.0	13.6
	ZHILUKHA MSS	98.0	95.8	97.3	51	59.0	12.7	24	60.3	13.8	75	59.4	13.0
	KHASADRAPCHU MSS	95.8	96.0	95.9	48	57.4	12.7	50	56.3	13.2	98	56.8	12.9
	KUZUCHEN MSS	100.0	100.0	100.0	15	53.0	11.8	21	58.9	9.7	36	56.4	10.8
	WANGBAMA CS	86.6	96.6	91.3	67	48.9	13.3	59	52.1	11.8	126	50.4	12.7
	BARTSHAM CS	92.3	96.6	94.1	39	50.5	12.3	29	56.3	11.9	68	53.0	12.4
	DUNGSE CS	100.0	94.7	97.5	61	54.4	10.6	57	56.0	13.4	118	55.2	12.0
	GONGTHUNG MSS	96.9	100.0	98.3	32	53.5	12.8	27	52.8	8.3	59	53.2	10.9
	JAMPELING HSS	95.6	97.7	96.6	45	56.4	13.5	43	51.6	8.7	88	54.1	11.6
TRASHIGANG	JIGME SHERUBLING CS	98.3	100.0	99.2	58	55.3	13.2	66	58.6	12.2	124	57.0	12.7
	RADHI MSS	100.0	91.7	95.0	8	69.4	15.7	12	56.3	13.8	20	61.5	15.6
	RANGJUNG CS	96.5	95.9	96.3	86	54.8	12.9	74	53.6	11.6	160	54.3	12.3
	THRIMSHING CS	95.6	100.0	97.4	45	54.0	13.5	31	56.4	12.1	76	55.0	12.9
	TRASHIGANG MSS	100.0	100.0	100.0	21	58.8	14.1	11	58.3	9.4	32	58.6	12.5
	TRASHITSE HSS	98.0	92.3	95.5	49	55.6	12.9	39	54.2	12.1	88	55.0	12.5
	UDZORONG CS	69.2	82.6	75.5	52	42.1	10.3	46	46.4	12.4	98	44.1	11.5
	BAYLING CS	90.7	95.6	92.9	54	48.2	11.2	45	53.2	11.5	99	50.5	11.6
	KUNZANGLING CS	97.6	100.0	98.8	41	54.6	11.2	39	57.9	10.6	80	56.2	11.0
	RAMJAR MSS	85.2	100.0	92.0	27	44.9	9.5	23	53.1	13.1	50	48.7	11.9
TRONGSA	TSENKARLA CS	85.9	88.1	86.8	85	47.0	12.5	67	48.7	13.3	152	47.8	12.8
	SAMCHOLING MSS	91.3	89.7	90.4	23	50.1	12.1	29	49.4	11.2	52	49.7	11.5
	SHERUBLING CS	97.6	95.1	96.3	41	50.8	11.6	41	50.7	11.0	82	50.8	11.3
	TAKTSE CS	81.8	96.2	88.1	33	46.6	10.1	26	49.5	9.5	59	47.9	9.9
	TSHANGKHA CS	100.0	96.2	98.2	29	55.1	11.2	26	55.6	11.8	55	55.3	11.4
	DAMPBU CS	94.9	97.7	96.3	137	53.8	12.1	133	57.2	12.5	270	55.5	12.4
	MENDREGANG CS	98.7	100.0	99.3	79	53.8	12.6	69	62.9	14.2	148	58.0	14.1
	BAJOTHANG HSS	82.5	92.6	87.4	103	48.5	13.5	95	50.4	11.8	198	49.4	12.7
	GASELO CS	96.3	90.9	94.3	54	47.2	9.6	33	51.4	10.3	87	48.8	10.0
	PHOBJIKHA CS	97.9	94.5	96.1	48	55.5	12.8	55	58.3	14.6	103	57.0	13.8
ZHEMGANG	SAMTENGANG CS	93.1	90.4	91.7	72	49.3	10.4	73	50.8	11.4	145	50.1	10.9
	BULI CS	85.7	93.5	89.2	56	45.0	10.0	46	52.7	11.1	102	48.5	11.2
	SONAMTHANG CS	91.4	100.0	95.3	58	49.3	10.8	49	56.7	11.0	107	52.7	11.5
	YEBILAP TSA MSS	79.7	93.0	84.8	69	45.2	12.1	43	52.8	13.9	112	48.2	13.3
ZHEMGANG CS	91.2	96.7	93.8	34	56.3	13.4	30	56.4	12.1	64	56.4	12.7	

GEOGRAPHY

Dr. Tobgyel School of Thimphu thromde secured the highest mean of 69.2.

DZONGKHAG / THROMDE	SCHOOL	PASS %			F			M			TOTAL		
		F	M	TOT	N	MEAN	SD	N	MEAN	SD	N	MEAN	SD
BUMTHANG	CHUMEY MSS	100.0	97.0	98.5	32	64.3	9.1	33	55.9	12.6	65	60.0	11.7
	JAKAR HSS	100.0	100.0	100.0	68	62.8	12.5	52	64.7	9.0	120	63.6	11.1
	TANG CS	100.0	100.0	100.0	29	55.2	11.1	32	61.3	12.5	61	58.4	12.1
	URA CS	100.0	100.0	100.0	32	61.2	12.6	17	65.9	13.5	49	62.9	13.0
CHHUKHA	AREKHA MSS	100.0	93.3	97.6	26	59.6	8.5	15	57.3	12.3	41	58.7	10.0
	CHAPCHA MSS	98.3	100.0	99.1	58	60.1	12.1	50	61.4	10.4	108	60.7	11.3
	CHUKHA CS	89.8	97.7	93.4	108	52.3	14.2	88	56.0	12.0	196	54.0	13.3
	CHUMIGTHANG MSS	97.9	100.0	98.7	47	57.6	13.7	32	58.6	10.4	79	58.0	12.4
	DARLA MSS	96.5	100.0	98.1	57	61.5	12.2	49	63.2	9.8	106	62.3	11.1
	GEDU HSS	97.2	100.0	98.1	36	55.0	12.0	18	61.1	9.8	54	57.0	11.6
	KAMJI MSS	93.4	97.4	95.4	76	51.9	11.0	77	58.6	11.9	153	55.3	11.9
	PAKSHIKHA CS	90.5	96.3	93.3	84	51.3	13.3	81	55.0	12.9	165	53.1	13.2
DAGANA	WANGCHUK MSS	97.2	100.0	98.4	36	57.6	10.9	26	60.6	9.3	62	58.9	10.3
	DAGA HSS	100.0	100.0	100.0	39	60.7	10.1	43	59.6	10.2	82	60.1	10.1
	DAGAPELA MSS	100.0	100.0	100.0	37	66.7	12.6	22	69.8	9.9	59	67.8	11.7
	DRUKJEGANG HSS	94.7	98.4	96.2	95	55.8	12.4	61	56.6	11.4	156	56.1	12.0
	GESARLING CS	100.0	100.0	100.0	50	61.7	8.5	41	64.0	8.5	91	62.8	8.5
	LHAMOYZINGKHA MSS	96.2	100.0	98.1	26	56.7	10.7	28	66.3	12.4	54	61.7	12.5
GASA	BJISHONG CS	88.6	94.7	91.8	35	50.5	13.4	38	57.2	13.7	73	54.0	13.9
GELEPHU THROMDE	GELEPHU HSS	93.5	95.2	94.3	154	56.5	14.4	125	57.4	13.3	279	56.9	13.9
	PELRITHANG MSS	95.2	97.4	96.0	62	55.5	15.3	38	53.8	10.7	100	54.9	13.7
HAA	CHUNDU ARM FORCES PUBLIC SCHOOL	100.0	100.0	100.0	30	57.0	10.5	22	65.5	10.2	52	60.6	11.1
	GONGZIM UGYEN DORJI CS	97.0	95.5	96.3	101	55.7	11.5	88	57.5	12.2	189	56.5	11.8
LHUENTSE	AUTSHO CS	94.6	97.1	95.8	37	53.6	10.8	35	59.5	11.4	72	56.4	11.4
	LHUENTSE HSS	94.1	100.0	96.7	17	57.8	11.2	13	68.8	11.6	30	62.6	12.5
	MINJEY MSS	100.0	100.0	100.0	27	50.7	11.2	29	57.9	11.5	56	54.4	11.8
	TANGMACHU CS	93.5	94.3	93.9	62	53.2	13.7	53	64.5	13.4	115	58.4	14.6
MONGAR	CHASHKHAR CS	100.0	100.0	100.0	12	50.4	8.8	19	56.9	6.3	31	54.4	7.9
	DRAMETSE CS	88.9	97.7	93.7	72	50.4	12.3	86	57.4	10.8	158	54.2	12.0
	GYELPOZHING CS	97.1	98.8	97.9	105	58.7	13.3	86	62.1	11.9	191	60.2	12.7
	KIDHEYKHAR MSS	100.0	97.1	98.6	34	57.3	11.9	35	59.0	14.1	69	58.1	13.0
	MONGAR HSS	100.0	100.0	100.0	60	64.8	13.2	28	60.2	9.9	88	63.3	12.4
	NAGOR MSS	100.0	100.0	100.0	18	54.0	10.3	8	61.3	9.4	26	56.2	10.4
	YADI HSS	98.0	100.0	99.1	51	58.8	11.8	57	66.8	10.1	108	63.0	11.6
PARO	BITEKHA MSS	100.0	100.0	100.0	33	64.2	9.6	34	62.0	10.2	67	63.1	9.9
	DRUKGYEL CS	96.6	97.6	97.1	89	58.2	10.7	83	58.8	11.3	172	58.5	10.9
	KHANGKHU MSS	100.0	100.0	100.0	41	62.0	11.5	34	61.3	11.6	75	61.7	11.5
	LANGO MSS	97.6	96.3	97.1	42	54.4	13.0	27	55.1	9.6	69	54.7	11.7
	SHABA HSS	100.0	100.0	100.0	65	61.9	11.6	58	61.7	11.7	123	61.8	11.6
	SHARI HSS	100.0	95.0	97.4	36	65.3	13.7	40	55.3	12.9	76	60.0	14.1
	UTPAL HSS	100.0	94.1	96.9	15	57.0	11.9	17	55.4	13.8	32	56.1	12.7
	WANAKHA CS	94.7	100.0	97.4	19	57.6	13.7	20	59.8	11.4	39	58.7	12.5
PEMAGATSHEL	NANGKOR CS	89.3	100.0	95.2	28	56.8	15.0	35	65.2	12.6	63	61.5	14.2
	NGANGLAM HSS	94.5	98.9	96.7	91	50.1	10.8	89	56.8	12.2	180	53.4	12.0
	PEMA GATSHEL MSS	100.0	96.2	98.0	25	64.7	12.5	26	63.0	14.7	51	63.8	13.6
	YELCHEN CS	98.0	100.0	99.1	50	60.8	10.8	57	60.8	11.1	107	60.8	10.9

DZONGKHAG / THROMDE	SCHOOL	PASS %			F			M			TOTAL		
		F	M	TOT	N	MEAN	SD	N	MEAN	SD	N	MEAN	SD
PHUNTSOLING THROMDE	YURUNG CS	91.8	98.4	95.1	61	52.4	13.4	62	57.6	10.9	123	55.0	12.4
	PHUENTSHOLING HSS	94.3	100.0	96.9	70	56.7	14.3	59	56.3	10.6	129	56.5	12.7
	PHUENTSHOLING MSS	96.5	100.0	98.2	57	61.8	10.7	52	56.5	11.3	109	59.3	11.3
	SONAMGANG MSS	95.7	93.5	94.6	46	56.5	12.3	46	55.5	14.0	92	56.0	13.1
PUNAKHA	DASHIDING HSS	100.0	100.0	100.0	39	63.7	9.7	32	65.6	8.5	71	64.6	9.2
	DECHENTSEMO CS	100.0	100.0	100.0	39	58.7	12.1	29	58.4	9.5	68	58.6	11.0
	KABESA MSS	97.0	100.0	98.1	33	61.2	12.0	21	67.6	7.0	54	63.7	10.7
	KHURUTHANG MSS	97.1	100.0	98.1	34	65.0	13.9	20	71.0	11.2	54	67.2	13.2
	PUNAKHA CS	100.0	100.0	100.0	42	63.5	10.4	37	56.4	11.5	79	60.2	11.4
	TASHIDINGKHA MSS	100.0	100.0	100.0	74	60.6	10.3	55	60.4	7.6	129	60.5	9.2
	UGYEN ACADEMY HSS	100.0	100.0	100.0	68	68.7	9.2	75	66.3	8.9	143	67.4	9.1
SAMDRUP JONGKHAR	GARPAWONG MSS	95.7	90.2	93.1	46	57.5	11.9	41	53.8	14.0	87	55.7	13.0
	GOMDAR CS	94.1	100.0	97.1	51	51.1	12.1	52	58.4	10.4	103	54.8	11.8
	JOMOTSHANGKHA MSS	100.0	100.0	100.0	8	56.8	10.6	23	60.3	11.4	31	59.4	11.1
	KARMALING HSS	97.1	100.0	98.3	34	51.1	11.4	25	63.9	9.5	59	56.5	12.3
	MARTSHALLA MSS	100.0	100.0	100.0	36	59.8	10.2	27	64.4	9.1	63	61.8	9.9
	MINJIWOONG CS	91.2	97.9	94.3	57	51.6	10.9	48	60.9	12.0	105	55.9	12.3
	ORONG CS	81.8	90.0	86.2	44	52.7	14.5	50	54.6	12.0	94	53.7	13.2
	PHUNTSHOTANG MSS	97.9	100.0	98.9	47	56.3	12.4	40	60.0	14.4	87	58.0	13.4
SAMDRUP JONGKHAR THROMDE	SAMDRUP JONGKHAR MSS	93.3	97.5	95.3	45	62.8	15.7	40	57.1	11.4	85	60.1	14.1
SAMTSE	DOROKHA CS	88.8	90.3	89.6	116	48.4	11.6	124	52.3	11.5	240	50.4	11.7
	GOMTU MSS	98.5	98.5	98.5	65	56.5	11.6	65	56.8	11.7	130	56.7	11.6
	PELJORLING HSS	96.3	98.7	97.4	80	54.7	11.4	76	55.8	10.7	156	55.3	11.1
	SAMTSE HSS	99.2	100.0	99.5	119	63.1	13.0	79	62.7	11.3	198	62.9	12.3
	TENDRUK CS	93.0	95.2	94.0	129	52.9	11.8	105	53.5	11.4	234	53.2	11.6
	YOSELTSE MSS	98.4	100.0	99.1	62	53.5	11.1	52	53.5	10.4	114	53.5	10.7
SARPANG	NORBULING CS	92.3	98.1	94.5	169	57.2	14.9	105	61.2	13.8	274	58.7	14.6
	SARPANG CS	97.6	99.3	98.5	123	60.1	13.0	140	62.4	12.3	263	61.3	12.7
THIM-THROM	BABESA MSS	96.9	100.0	98.3	64	56.0	12.1	51	59.5	10.0	115	57.6	11.3
	CHANGANGKHA MSS	98.5	100.0	99.1	65	65.0	11.5	51	65.8	11.5	116	65.3	11.5
	DECHHENCHOELING HSS	95.9	100.0	97.5	97	62.2	14.7	65	63.1	15.2	162	62.6	14.9
	DR.TOBYGEL SCHOOL	100.0	100.0	100.0	11	67.0	7.4	10	71.6	7.2	21	69.2	7.5
	DRUK SCHOOL	100.0	100.0	100.0	7	62.1	10.4	13	67.5	11.3	20	65.6	11.1
	EDUCATING FOR LIFELONG CITIZENSHIP HS	100.0	100.0	100.0	5	65.0	4.7	6	65.3	13.8	11	65.2	10.2
	LOSELING MSS	98.4	100.0	99.2	64	57.9	11.2	60	59.8	12.3	124	58.8	11.7
	LUNGTENZAMPA MSS	97.6	94.2	96.1	210	61.5	13.9	172	57.8	13.9	382	59.8	14.0
THIMPHU	MOTITHANG HSS	97.9	98.9	98.3	145	63.6	13.9	92	60.9	13.0	237	62.5	13.6
	PELKHIL SCHOOL	100.0	100.0	100.0	14	55.6	10.1	16	57.1	8.3	30	56.4	9.1
	YANGCHENPHUG HSS	97.9	97.2	97.6	141	62.2	13.8	106	59.8	13.0	247	61.2	13.5
	ZHILUKHA MSS	100.0	100.0	100.0	51	59.5	9.8	24	63.3	12.5	75	60.7	10.8
	KHASADRAPCHU MSS	97.9	100.0	99.0	48	67.5	12.4	50	66.7	12.9	98	67.1	12.6
	KUZUCHEN MSS	100.0	100.0	100.0	15	61.6	7.0	21	63.5	10.2	36	62.7	9.0
TRASHIGANG	WANGBAMA CS	92.5	96.6	94.4	67	54.3	12.1	59	56.7	11.8	126	55.5	12.0
	BARTSHAM CS	100.0	100.0	100.0	39	59.4	9.9	29	63.2	8.6	68	61.0	9.5
	DUNGTSE CS	100.0	100.0	100.0	61	58.1	10.0	57	61.1	12.4	118	59.5	11.3
	GONGTHUNG MSS	100.0	100.0	100.0	32	58.3	11.0	27	60.1	10.1	59	59.2	10.6
	JAMPELING HSS	95.6	100.0	97.7	45	61.8	12.8	43	58.3	10.1	88	60.1	11.6
JIGME SHERUBLING CS	100.0	100.0	100.0	58	60.7	12.1	66	65.1	11.0	124	63.0	11.7	

DZONGKHAG / THROMDE	SCHOOL	PASS %			F			M			TOTAL		
		F	M	TOT	N	MEAN	SD	N	MEAN	SD	N	MEAN	SD
	RADHI MSS	100.0	100.0	100.0	8	72.6	14.9	12	61.3	11.2	20	65.9	13.7
	RANGJUNG CS	100.0	100.0	100.0	86	65.0	10.8	74	64.3	10.8	160	64.7	10.7
	THRIMSHING CS	100.0	96.8	98.7	45	62.0	12.6	31	62.0	12.5	76	62.0	12.5
	TRASHIGANG MSS	95.2	100.0	96.9	21	61.9	12.8	11	63.5	8.6	32	62.5	11.4
	TRASHITSE HSS	100.0	100.0	100.0	49	61.1	12.4	39	60.1	10.5	88	60.6	11.6
	UDZORONG CS	94.2	91.3	92.9	52	49.0	10.6	46	51.8	11.3	98	50.3	10.9
TRASHIYANGTSE	BAYLING CS	94.4	97.8	96.0	54	53.7	11.3	45	59.8	10.5	99	56.4	11.3
	KUNZANGLING CS	100.0	100.0	100.0	41	61.3	9.3	39	63.0	10.9	80	62.1	10.1
	RAMJAR MSS	92.6	100.0	96.0	27	50.6	10.0	23	58.7	12.1	50	54.3	11.6
	TSENKARLA CS	98.8	98.5	98.7	85	57.2	11.3	67	59.6	12.9	152	58.2	12.1
TRONGSA	SAMCHOLING MSS	95.7	96.6	96.2	23	55.2	10.8	29	56.2	11.8	52	55.8	11.2
	SHERUBLING CS	97.6	95.1	96.3	41	59.1	12.7	41	59.1	11.9	82	59.1	12.2
	TAKTSE CS	90.9	100.0	94.9	33	49.6	11.2	26	55.9	12.2	59	52.4	12.0
	TSHANGKHA CS	100.0	100.0	100.0	29	61.8	10.9	26	65.1	11.3	55	63.4	11.1
TSIRANG	DAMPHU CS	97.8	99.2	98.5	137	61.9	12.1	133	65.1	11.2	270	63.5	11.7
	MENDREGANG CS	100.0	100.0	100.0	79	61.7	12.6	69	68.7	13.0	148	65.0	13.2
WANGDUE PHODRANG	BAJOTHANG HSS	92.2	97.9	94.9	103	58.6	15.1	95	59.7	12.6	198	59.1	13.9
	GASELO CS	98.1	100.0	98.9	54	55.4	11.2	33	58.5	8.5	87	56.6	10.3
	PHOBIKHA CS	100.0	98.2	99.0	48	64.4	11.2	55	63.6	13.4	103	64.0	12.4
	SAMTENGANG CS	95.8	97.3	96.6	72	56.8	12.0	73	57.5	13.0	145	57.2	12.5
ZHEMGANG	BULI CS	100.0	97.8	99.0	56	56.4	9.5	46	60.0	10.4	102	58.0	10.1
	SONAMTHANG CS	98.3	100.0	99.1	58	55.8	10.0	49	61.8	9.5	107	58.5	10.2
	YEBILAP TSA MSS	95.7	97.7	96.4	69	54.6	12.7	43	62.7	13.8	112	57.7	13.7
	ZHEMGANG CS	100.0	100.0	100.0	34	60.5	11.3	30	58.8	12.0	64	59.7	11.6

COMPUTER STUDIES

Zhemgang CS of Zhemgang dzongkhag secured the highest mean of 86.3.

DZONGKHAG / THROMDE	SCHOOL	PASS %			F			M			TOTAL		
		F	M	TOT	N	MEAN	SD	N	MEAN	SD	N	MEAN	SD
BUMTHANG	CHUMEY MSS	100.0	100.0	100.0	9	79.7	6.1	8	77.6	7.7	17	78.7	6.7
	JAKAR HSS	100.0	100.0	100.0	19	83.5	5.1	17	83.2	6.1	36	83.4	5.5
	TANG CS	100.0	100.0	100.0	6	67.3	4.5	15	77.3	7.1	21	74.5	7.9
	URA CS	100.0	100.0	100.0	10	83.2	7.0	2	86.5	0.7	12	83.8	6.4
CHHUKHA	AREKHA MSS	100.0	100.0	100.0	13	72.5	9.4	8	73.1	11.6	21	72.7	10.0
	CHAPCHA MSS	100.0	100.0	100.0	21	64.0	9.5	24	63.4	11.0	45	63.7	10.2
	CHUKHA CS	100.0	100.0	100.0	34	75.4	7.4	30	70.2	7.5	64	73.0	7.8
	CHUMIGTHANG MSS	100.0	100.0	100.0	9	70.6	4.5	6	72.8	6.6	15	71.5	5.3
	DARLA MSS	100.0	100.0	100.0	21	80.4	6.9	21	83.0	4.5	42	81.7	5.9
	GEDU HSS	100.0	100.0	100.0	19	78.4	7.3	13	78.2	7.9	32	78.3	7.4
	KAMJI MSS	100.0	100.0	100.0	21	69.8	9.3	18	69.3	9.7	39	69.6	9.4
	PAKSHIKHA CS	100.0	100.0	100.0	21	62.5	11.3	30	70.6	12.9	51	67.3	12.8
	WANGCHUK MSS	100.0	100.0	100.0	20	74.0	8.4	19	74.9	7.3	39	74.4	7.8
DAGANA	DAGA HSS	100.0	100.0	100.0	16	72.9	9.9	30	68.6	8.7	46	70.1	9.2
	DAGAPELA MSS	100.0	100.0	100.0	20	78.2	9.3	3	73.3	2.5	23	77.5	8.9
	DRUKJEGANG HSS	100.0	100.0	100.0	25	75.0	11.3	14	74.1	5.7	39	74.7	9.6
	GESARLING CS	100.0	100.0	100.0	15	77.5	5.9	13	77.9	6.7	28	77.7	6.2
	LHAMOY ZINGKHA MSS	100.0	100.0	100.0	18	66.1	7.5	20	73.4	7.9	38	69.9	8.5
GASA	BJISHONG CS	100.0	100.0	100.0	10	73.8	6.9	11	74.1	7.7	21	74.0	7.1
GELEPHU THROMDE	GELEPHU HSS	100.0	100.0	100.0	50	79.2	7.5	39	79.2	7.5	89	79.2	7.5

DZONGKHAG / THROMDE	SCHOOL	PASS %			F			M			TOTAL		
		F	M	TOT	N	MEAN	SD	N	MEAN	SD	N	MEAN	SD
HAA	PELRITHANG MSS	100.0	100.0	100.0	24	77.5	9.0	22	74.0	10.6	46	75.8	9.8
	CHUNDU ARM FORCES PUBLIC SCHOOL	100.0	100.0	100.0	26	74.1	7.0	17	79.8	6.3	43	76.3	7.2
	GONGZIM UGYEN DORJI CS	100.0	100.0	100.0	32	75.3	9.4	36	75.3	9.5	68	75.3	9.4
LHUEWNTSE	AUTSHO CS	100.0	100.0	100.0	3	71.7	5.8	7	77.1	5.7	10	75.5	6.0
	LHUEWNTSE HSS												
MONGAR	MINJEY MSS	100.0	100.0	100.0	8	72.3	9.1	9	78.8	4.5	17	75.7	7.6
	TANGMACHU CS	100.0	100.0	100.0	11	70.5	7.1	17	76.2	8.1	28	74.0	8.1
	CHASKHAR CS	100.0	100.0	100.0	12	69.3	5.1	19	71.1	5.6	31	70.4	5.4
	DRAMETSE CS	100.0	100.0	100.0	25	70.1	9.9	41	71.6	7.6	66	71.0	8.5
	GYELPOZHING CS	100.0	100.0	100.0	46	73.1	7.9	22	75.5	5.4	68	73.9	7.2
	KIDHEYKHAR MSS												
	MONGAR HSS	100.0	100.0	100.0	13	76.5	8.4	15	79.3	9.0	28	78.0	8.7
PARO	NAGOR MSS	100.0	100.0	100.0	7	72.9	6.0	4	79.0	3.7	11	75.1	5.9
	YADI HSS	100.0	100.0	100.0	26	71.5	7.2	26	70.2	7.3	52	70.8	7.2
	BITEKHA MSS	100.0	100.0	100.0	18	73.3	6.4	19	73.4	6.1	37	73.4	6.2
	DRUKGYEL CS	97.4	100.0	98.6	39	80.4	9.0	35	82.7	5.1	74	81.5	7.4
	KHANGKHU MSS	100.0	100.0	100.0	12	76.3	9.7	17	76.7	9.8	29	76.6	9.6
	LANGO MSS	100.0	100.0	100.0	10	70.0	14.9	13	69.2	7.7	23	69.5	11.1
	SHABA HSS	100.0	100.0	100.0	34	73.4	9.9	26	75.7	12.0	60	74.4	10.8
	SHARI HSS	100.0	100.0	100.0	16	71.3	8.3	20	69.2	10.3	36	70.1	9.4
	UTPAL HSS	100.0	100.0	100.0	7	72.4	10.2	8	67.6	11.1	15	69.9	10.6
	WANAKHA CS	100.0	100.0	100.0	7	64.0	12.9	12	67.6	12.5	19	66.3	12.4
PEMAGATSHEL	NANGKOR CS	100.0	100.0	100.0	8	82.6	5.5	16	83.3	5.3	24	83.0	5.3
	NGANGLAM HSS	100.0	100.0	100.0	37	72.9	7.7	35	77.9	7.8	72	75.4	8.1
	PEMA GATSHEL MSS	100.0	100.0	100.0	11	71.7	7.2	10	69.9	10.0	21	70.9	8.5
	YELCHEN CS	100.0	100.0	100.0	7	81.7	3.4	17	79.7	5.1	24	80.3	4.7
PHUNTSOLING THROMDE	YURUNG CS	100.0	100.0	100.0	15	70.3	8.4	18	70.9	8.4	33	70.6	8.3
	PHUNTSOLING HSS	100.0	100.0	100.0	56	73.7	9.4	47	71.3	12.5	103	72.6	11.0
	PHUNTSOLING MSS	100.0	100.0	100.0	23	81.5	5.5	26	77.0	8.6	49	79.1	7.6
	SONAMGANG MSS	100.0	100.0	100.0	26	67.7	11.7	30	70.5	11.9	56	69.2	11.8
PUNAKHA	DASHIDING HSS	100.0	100.0	100.0	14	78.2	6.4	13	79.6	4.3	27	78.9	5.4
	DECHENTSEMO CS	100.0	100.0	100.0	10	74.8	7.7	13	71.7	8.8	23	73.0	8.3
	KABESA MSS	100.0	100.0	100.0	17	77.4	7.0	11	79.7	4.5	28	78.3	6.2
	KHURUTHANG MSS	100.0	100.0	100.0	12	66.1	9.0	3	63.3	17.0	15	65.5	10.3
	PUNAKHA CS	100.0	100.0	100.0	15	69.0	6.9	26	67.7	9.7	41	68.2	8.7
	TASHIDINGKHA MSS	100.0	100.0	100.0	16	77.8	4.9	13	70.7	9.3	29	74.6	7.9
	UGYEN ACADEMY HSS	100.0	100.0	100.0	58	78.6	8.0	65	78.5	7.6	123	78.6	7.7
	GARPAWONG MSS	100.0	100.0	100.0	10	76.1	4.2	23	71.3	9.8	33	72.7	8.7
SAMDRUP JONGKHAR	GOMDAR CS	100.0	100.0	100.0	14	72.6	6.8	23	75.7	6.6	37	74.5	6.7
	JOMOTSHANGKHA MSS	100.0	100.0	100.0	4	75.0	8.6	12	79.4	7.2	16	78.3	7.5
	KARMALING HSS	100.0	100.0	100.0	29	73.2	8.2	18	76.5	7.7	47	74.4	8.1
	MARTSHALLA MSS	100.0	100.0	100.0	22	68.3	6.9	16	69.4	9.2	38	68.8	7.9
	MINJIWOONG CS	100.0	100.0	100.0	18	75.1	5.3	22	77.4	8.9	40	76.4	7.5
	ORONG CS	100.0	100.0	100.0	17	75.3	4.3	21	69.3	10.7	38	72.0	8.9
	PHUNTSOHTHANG MSS	100.0	100.0	100.0	20	75.3	5.8	20	79.4	5.2	40	77.3	5.8
SAMDRUP JONGKHAR THROMDE	SAMDRUP JONGKHAR MSS	100.0	100.0	100.0	27	78.2	8.9	28	73.5	8.6	55	75.8	9.0
SAMTSE	DOROKHA CS												
	GOMTU MSS	100.0	100.0	100.0	51	71.7	10.2	49	71.2	10.7	100	71.5	10.4
	PELJORLING HSS	100.0	100.0	100.0	32	74.2	6.9	26	74.5	7.9	58	74.3	7.3
	SAMTSE HSS	100.0	100.0	100.0	56	75.6	11.3	40	75.5	9.7	96	75.5	10.6

DZONGKHAG / THROMDE	SCHOOL	PASS %			F			M			TOTAL		
		F	M	TOT	N	MEAN	SD	N	MEAN	SD	N	MEAN	SD
	TENDRUK CS	100.0	100.0	100.0	28	67.8	9.7	26	74.3	9.6	54	70.9	10.1
	YOESLTSE MSS	100.0	100.0	100.0	33	68.2	10.7	41	65.8	9.6	74	66.9	10.1
SARPANG	NORBULING CS	100.0	100.0	100.0	35	72.2	8.8	33	70.2	8.9	68	71.2	8.8
	SARPANG CS	100.0	100.0	100.0	50	77.9	7.7	58	79.1	7.1	108	78.5	7.3
THIM-THROM	BABESA MSS	100.0	100.0	100.0	26	79.1	5.9	21	79.7	5.8	47	79.4	5.8
	CHANGANGKHA MSS	100.0	100.0	100.0	30	80.2	6.4	35	78.6	6.8	65	79.3	6.7
	DECHHENCHOELING HSS	100.0	100.0	100.0	64	70.3	8.7	28	70.1	12.6	92	70.2	10.0
	DR.TOBYEL SCHOOL	100.0	100.0	100.0	11	70.6	5.0	10	72.4	7.8	21	71.5	6.4
	DRUK SCHOOL	100.0	100.0	100.0	7	73.9	10.9	11	80.0	7.6	18	77.6	9.2
	EDUCATING FOR LIFELONG CITIZENSHIP HS	100.0	100.0	100.0	5	78.0	2.9	6	78.5	7.0	11	78.3	5.3
	LOSELING MSS	100.0	100.0	100.0	30	75.8	6.6	33	74.7	11.1	63	75.2	9.2
	LUNGTENZAMPA MSS	100.0	100.0	100.0	84	83.1	6.5	54	80.8	8.2	138	82.2	7.2
	MOTITHANG HSS	100.0	97.5	98.8	44	80.6	7.4	40	76.4	11.5	84	78.6	9.8
	PELKHIL SCHOOL	100.0	100.0	100.0	14	63.2	11.8	16	69.4	7.7	30	66.5	10.1
	YANGCHENPHUG HSS	100.0	100.0	100.0	65	80.4	7.8	47	78.0	7.6	112	79.4	7.8
	ZHILUKHA MSS	100.0	100.0	100.0	30	79.2	7.8	16	79.3	8.1	46	79.2	7.8
THIMPHU	KHASADRAPCHU MSS	100.0	100.0	100.0	11	77.3	8.6	14	72.9	10.9	25	74.8	10.0
	KUZUCHEN MSS	100.0	100.0	100.0	10	74.9	2.8	19	79.9	6.3	29	78.2	5.8
	WANGBAMA CS	100.0	100.0	100.0	55	68.6	6.8	46	69.0	9.0	101	68.8	7.9
TRASHIGANG	BARTSHAM CS	100.0	100.0	100.0	31	72.9	6.3	20	76.1	5.5	51	74.2	6.1
	DUNGTSE CS	100.0	100.0	100.0	13	70.7	4.8	25	74.2	8.2	38	73.0	7.3
	GONGTHUNG MSS	100.0	100.0	100.0	10	78.8	5.6	6	81.2	2.7	16	79.7	4.7
	JAMPELING HSS	100.0	100.0	100.0	14	79.3	8.9	12	79.8	7.4	26	79.5	8.1
	JIGME SHERUBLING CS	100.0	100.0	100.0	26	76.4	7.2	28	76.0	8.4	54	76.2	7.8
	RADHI MSS	100.0	100.0	100.0	7	82.3	7.1	8	77.3	6.5	15	79.6	7.0
	RANGJUNG CS	100.0	100.0	100.0	34	80.4	5.9	22	79.4	6.8	56	80.0	6.2
	THRIMSHING CS	100.0	100.0	100.0	19	74.3	5.2	19	79.1	5.9	38	76.7	6.0
	TRASHIGANG MSS	100.0	100.0	100.0	12	76.1	6.8	9	79.8	6.2	21	77.7	6.7
	TRASHITSE HSS	100.0	100.0	100.0	14	70.9	4.2	16	72.3	6.8	30	71.7	5.7
	UDZORONG CS	100.0	100.0	100.0	16	71.9	6.0	17	72.2	5.0	33	72.1	5.5
TRASHIYANGTSE	BAYLING CS	100.0	100.0	100.0	8	74.3	4.2	13	80.5	7.1	21	78.1	6.8
	KUNZANGLING CS	100.0	100.0	100.0	16	74.4	6.3	14	76.1	6.2	30	75.2	6.2
	RAMJAR MSS	100.0	100.0	100.0	16	69.6	4.9	13	74.9	5.2	29	72.0	5.6
	TSENKARLA CS	100.0	100.0	100.0	32	70.2	9.0	26	70.0	11.8	58	70.1	10.2
TRONGSA	SAMCHOLING MSS	100.0	100.0	100.0	9	73.7	5.9	7	75.7	6.1	16	74.6	5.9
	SHERUBLING CS	100.0	100.0	100.0	16	76.1	6.4	12	75.1	8.4	28	75.6	7.2
	TAKTSE CS	100.0	100.0	100.0	7	76.7	2.0	10	78.2	11.0	17	77.6	8.4
	TSHANGKHA CS	100.0	100.0	100.0	13	74.6	5.9	7	76.3	6.8	20	75.2	6.1
TSIRANG	DAMPHU CS	100.0	99.0	99.5	100	68.9	9.9	101	71.2	10.8	201	70.1	10.4
	MENDREGANG CS	100.0	100.0	100.0	15	77.4	5.6	14	72.9	8.9	29	75.2	7.6
WANGDUE PHODRANG	BAJOTHANG HSS	100.0	100.0	100.0	48	72.9	10.4	46	71.8	10.1	94	72.4	10.2
	GASELO CS	100.0	100.0	100.0	15	73.4	4.7	15	76.3	5.5	30	74.8	5.2
	PHOBIKHA CS	100.0	100.0	100.0	13	78.9	4.6	26	77.5	6.3	39	77.9	5.8
	SAMTENGANG CS	100.0	100.0	100.0	28	74.8	6.2	35	71.5	9.8	63	73.0	8.5
ZHEMGANG	BULI CS	94.1	100.0	97.7	17	70.2	12.4	26	74.5	9.5	43	72.8	10.8
	SONAMTHANG CS	100.0	100.0	100.0	17	72.6	7.5	30	77.3	7.7	47	75.6	7.9
	YEBILAP TSA MSS	100.0	100.0	100.0	28	76.0	5.0	23	78.7	7.4	51	77.2	6.3
	ZHEMGANG CS	100.0	100.0	100.0	14	84.9	6.9	15	87.7	4.6	29	86.3	5.9

ENVIRONMENTAL SCIENCE

Ugyen Academy of Punakha dzongkhag secured the highest mean of 80.2.

DZONGKHAG / THROMDE	SCHOOL	PASS %			F			M			TOTAL		
		F	M	TOT	N	MEAN	SD	N	MEAN	SD	N	MEAN	SD
BUMTHANG	CHUMEY MSS	100.0	100.0	100.0	16	66.4	10.1	8	59.8	11.3	24	64.2	10.7
	JAKAR HSS	100.0	100.0	100.0	16	68.4	12.5	14	63.4	12.1	30	66.1	12.4
	TANG CS	100.0	100.0	100.0	12	65.8	11.3	4	78.5	10.4	16	68.9	12.2
	URA CS												
CHHUKHA	AREKHA MSS	100.0	100.0	100.0	1	72.0		2	73.0	2.8	3	72.7	2.1
	CHAPCHA MSS	100.0	100.0	100.0	12	57.9	10.3	8	63.6	9.4	20	60.2	10.1
	CHUKHA CS	100.0	100.0	100.0	12	45.1	8.4	18	61.4	9.1	30	54.9	11.9
	CHUMIGTHANG MSS	100.0	100.0	100.0	19	63.6	13.6	13	63.0	9.7	32	63.4	12.0
	DARLA MSS	100.0	100.0	100.0	10	75.0	6.5	2	78.5	4.9	12	75.6	6.2
	GEDU HSS												
	KAMJI MSS	96.8	100.0	98.6	31	59.1	13.6	41	65.0	11.6	72	62.5	12.8
	PAKSHIKHA CS	100.0	95.0	97.4	19	60.6	13.2	20	56.2	13.9	39	58.3	13.6
DAGANA	WANGCHUK MSS	100.0	100.0	100.0	15	62.6	11.8	6	65.7	9.8	21	63.5	11.1
	DAGA HSS												
	DAGAPELA MSS	100.0	100.0	100.0	4	73.0	7.9	8	76.4	7.3	12	75.3	7.3
	DRUKJEGANG HSS	95.8	100.0	97.4	24	65.5	13.4	14	63.1	13.7	38	64.6	13.4
	GESARLING CS	100.0	100.0	100.0	11	65.8	9.2	9	70.4	10.5	20	67.9	9.8
GASA	LHAMOYZINGKHA MSS												
	BJISHONG CS	100.0	100.0	100.0	7	63.7	10.8	6	62.7	11.6	13	63.2	10.7
GELEPHU THROMDE	GELEPHU HSS	100.0	100.0	100.0	33	61.4	11.7	9	66.8	12.5	42	62.5	12.0
	PELRITHANG MSS	100.0	100.0	100.0	10	59.2	12.5	5	61.6	10.9	15	60.0	11.6
HAA	CHUNDU ARM FORCES PUBLIC SCHOOL												
	GONGZIM UGYEN DORJI CS	100.0	100.0	100.0	16	62.5	11.7	14	61.3	9.1	30	61.9	10.4
LHUENTSE	AUTSHO CS												
	LHUENTSE HSS												
	MINJEY MSS												
MONGAR	TANGMACHU CS	100.0	100.0	100.0	13	64.8	9.3	7	68.6	8.6	20	66.1	9.0
	CHASKHAR CS												
	DRAMETSE CS	92.1	100.0	95.0	38	54.7	15.1	22	61.2	12.8	60	57.1	14.6
	GYELPOZHING CS	100.0	100.0	100.0	12	61.8	10.9	24	66.8	9.0	36	65.1	9.8
	KIDHEYKHAR MSS												
	MONGAR HSS	100.0	100.0	100.0	14	67.8	14.6	5	70.6	8.9	19	68.5	13.2
	NAGOR MSS												
	YADI HSS	100.0	100.0	100.0	4	67.5	13.5	19	72.4	8.1	23	71.6	9.1
PARO	BITEKHA MSS	100.0	100.0	100.0	15	61.5	10.7	15	62.5	10.5	30	62.0	10.4
	DRUKGYEL CS												
	KHANGKHU MSS	100.0	100.0	100.0	11	64.5	15.0	10	67.6	8.5	21	66.0	12.1
	LANGO MSS	100.0	100.0	100.0	10	63.1	12.0	12	62.0	11.6	22	62.5	11.5
	SHABA HSS		100.0	100.0				1	52.0		1	52.0	
	SHARI HSS	100.0	100.0	100.0	9	53.2	7.0	3	57.0	17.3	12	54.2	9.7
	UTPAL HSS	100.0	100.0	100.0	4	59.0	12.4	5	72.4	5.0	9	66.4	10.9
PEMAGATSHEL	WANAKHA CS												
	NANGKOR CS												
	NGANGLAM HSS	94.4	100.0	96.4	18	58.2	11.8	10	63.5	12.8	28	60.1	12.2
	PEMA GATSHEL MSS	100.0	100.0	100.0	14	63.6	12.3	16	69.6	13.3	30	66.8	12.9
	YELCHEN CS	100.0	100.0	100.0	13	64.6	10.8	12	69.3	5.9	25	66.9	9.0

DZONGKHAG / THROMDE	SCHOOL	PASS %			F			M			TOTAL		
		F	M	TOT	N	MEAN	SD	N	MEAN	SD	N	MEAN	SD
PHUNTSHOLING THROMDE	YURUNG CS	100.0	100.0	100.0	16	58.0	13.2	15	69.3	8.3	31	63.5	12.4
	PHUENTSHOLING HSS												
	PHUENTSHOLING MSS	100.0	94.4	96.0	7	68.0	9.5	18	54.3	10.6	25	58.2	11.9
PUNAKHA	SONAMGANG MSS	100.0	100.0	100.0	8	60.8	12.2	9	62.1	11.9	17	61.5	11.7
	DASHIDING HSS	100.0	100.0	100.0	3	55.3	12.7	2	78.0	4.2	5	64.4	15.5
	DECHENTSEMO CS	100.0	100.0	100.0	18	59.0	15.7	12	59.6	9.2	30	59.2	13.3
	KABESA MSS	100.0	100.0	100.0	16	61.0	11.1	10	70.8	8.9	26	64.8	11.2
	KHURUTHANG MSS	100.0	100.0	100.0	4	76.0	17.3	7	77.7	2.9	11	77.1	9.8
	PUNAKHA CS	100.0	100.0	100.0	19	68.8	10.1	4	68.0	15.5	23	68.7	10.8
	TASHIDINGKHA MSS	100.0	100.0	100.0	16	62.4	13.8	9	62.4	10.4	25	62.4	12.4
SAMDRUP JONGKHAR	UGYEN ACADEMY HSS	100.0	100.0	100.0	10	82.9	5.2	10	77.5	7.9	20	80.2	7.1
	GARPAWONG MSS	92.9	100.0	96.6	14	53.4	15.1	15	58.5	15.1	29	56.0	15.0
	GOMDAR CS	100.0	100.0	100.0	7	61.7	11.2	7	55.7	11.6	14	58.7	11.4
	JOMOTSHANGKHA MSS	100.0	100.0	100.0	4	62.0	10.7	11	68.8	11.7	15	67.0	11.5
	KARMALING HSS	100.0	100.0	100.0	5	59.6	14.1	7	70.3	8.1	12	65.8	11.8
	MARTSHALLA MSS	100.0	100.0	100.0	2	58.5	0.7	2	52.5	13.4	4	55.5	8.5
	MINJIWOONG CS	95.2	100.0	97.0	21	49.2	10.7	12	60.5	12.3	33	53.3	12.4
SAMDRUP JONGKHAR THROMDE	ORONG CS												
	PHUNTSHOTANG MSS	100.0	100.0	100.0	12	62.6	12.7	12	57.8	13.6	24	60.2	13.1
	SAMDRUP JONGKHAR MSS	100.0	100.0	100.0	8	63.6	13.8	11	62.8	9.9	19	63.2	11.3
	SAMTSE												
	DOROKHA CS	100.0	97.9	98.8	34	56.2	10.4	47	61.0	13.0	81	59.0	12.1
	GOMTU MSS	100.0	100.0	100.0	14	61.4	11.6	16	60.2	9.6	30	60.7	10.4
	PELJORLING HSS	100.0	100.0	100.0	1	79.0		2	69.0	4.2	3	72.3	6.5
SARPANG	SAMTSE HSS	100.0	100.0	100.0	30	61.5	12.2	28	60.4	10.6	58	60.9	11.4
	TENDRUK CS	100.0	87.5	97.5	32	61.8	11.9	8	53.1	15.3	40	60.1	12.9
	YOESLTSE MSS	100.0	100.0	100.0	29	54.2	9.8	11	58.6	12.2	40	55.4	10.5
	NORBULING CS	100.0	100.0	100.0	57	62.4	12.9	25	70.0	10.8	82	64.7	12.7
	SARPANG CS	100.0	100.0	100.0	19	61.8	13.7	26	64.3	9.5	45	63.2	11.4
THIM-THROM	BABESA MSS	100.0	100.0	100.0	16	59.1	15.0	11	60.6	9.0	27	59.7	12.7
	CHANGANGKHA MSS	100.0	100.0	100.0	18	66.6	11.3	5	70.0	9.9	23	67.3	10.9
	DECHHENCHOELING HSS	94.7	100.0	97.2	19	56.9	13.9	17	63.3	10.0	36	59.9	12.4
	DR.TOBYEL SCHOOL												
	DRUK SCHOOL												
	EDUCATING FOR LIFELONG CITIZENSHIP HS												
	LOSELING MSS	95.5	100.0	97.3	22	59.4	13.8	15	63.9	13.0	37	61.2	13.5
THIMPHU	LUNGTENZAMPA MSS	100.0	100.0	100.0	8	65.3	10.8	27	61.6	12.5	35	62.5	12.0
	MOTITHANG HSS	100.0	100.0	100.0	48	62.4	14.6	15	59.3	9.3	63	61.7	13.5
	PELKHIL SCHOOL												
	YANGCHENPHUG HSS	100.0	100.0	100.0	21	62.8	13.5	13	53.7	14.9	34	59.3	14.6
	ZHILUKHA MSS												
TRASHIGANG	KHASADRAPCHU MSS	100.0	100.0	100.0	13	73.6	9.9	19	74.6	10.9	32	74.2	10.3
	KUZUCHEN MSS	100.0	100.0	100.0	5	68.8	8.8	2	77.5	6.4	7	71.3	8.7
	WANGBAMA CS												
	BARTSHAM CS												
TRASHIGANG	DUNGTSE CS	100.0	100.0	100.0	6	69.0	8.5	7	73.7	13.6	13	71.5	11.4
	GONGTHUNG MSS												
	JAMPELING HSS	100.0	100.0	100.0	19	74.2	13.2	12	66.8	9.5	31	71.3	12.3
	JIGME SHERUBLING CS	100.0	100.0	100.0	13	63.4	11.9	9	75.9	9.5	22	68.5	12.5

DZONGKHAG / THROMDE	SCHOOL	PASS %			F			M			TOTAL		
		F	M	TOT	N	MEAN	SD	N	MEAN	SD	N	MEAN	SD
	RADHI MSS	100.0	100.0	100.0	1	71.0		4	73.0	9.6	5	72.6	8.4
	RANGJUNG CS	100.0	100.0	100.0	28	66.1	7.7	15	67.7	11.2	43	66.7	9.0
	THRIMSHING CS												
	TRASHIGANG MSS	100.0		100.0	3	64.0	2.0				3	64.0	2.0
	TRASHITSE HSS												
	UDZORONG CS	87.5	92.9	90.0	16	47.1	10.5	14	61.5	13.8	30	53.8	14.0
TRASHIYANGTSE	BAYLING CS	100.0	100.0	100.0	9	62.1	17.4	3	70.0	7.0	12	64.1	15.6
	KUNZANGLING CS	100.0	100.0	100.0	12	65.7	12.2	11	72.6	10.2	23	69.0	11.6
	RAMJAR MSS	90.9	100.0	95.2	11	57.3	13.3	10	64.6	16.4	21	60.8	14.9
	TSENKARLA CS	100.0	100.0	100.0	20	61.1	11.0	14	64.6	14.9	34	62.5	12.6
TRONGSA	SAMCHOLING MSS	100.0	94.1	96.0	8	64.1	9.9	17	62.6	12.8	25	63.1	11.8
	SHERUBLING CS	100.0	100.0	100.0	6	63.3	18.0	5	73.4	8.8	11	67.9	14.9
	TAKTSE CS	100.0	100.0	100.0	4	70.3	8.0	3	78.7	14.4	7	73.9	11.0
	TSHANGKHA CS	100.0	100.0	100.0	9	59.4	10.0	14	68.4	9.2	23	64.9	10.3
TSIRANG	DAMPHU CS												
	MENDREGANG CS	100.0	100.0	100.0	39	61.4	11.0	24	75.5	11.5	63	66.7	13.1
WANGDUE PHODRANG	BAJOTHANG HSS	95.5	100.0	98.2	22	68.0	14.1	34	67.0	11.8	56	67.4	12.6
	GASELO CS	100.0	100.0	100.0	18	62.3	13.0	8	64.9	9.4	26	63.1	11.9
	PHOBIKHA CS	100.0	92.9	96.8	17	66.5	10.5	14	57.4	14.9	31	62.4	13.3
	SAMTENGANG CS	100.0	100.0	100.0	13	60.3	11.5	20	68.0	8.3	33	65.0	10.2
ZHEMGANG	BULI CS	100.0	100.0	100.0	14	63.8	12.5	4	74.8	9.4	18	66.2	12.6
	SONAMTHANG CS	100.0	100.0	100.0	32	62.0	10.5	10	66.7	7.7	42	63.1	10.1
	YEBILAP TSA MSS	88.9	92.3	90.3	18	59.9	14.3	13	66.2	15.8	31	62.5	15.0
	ZHEMGANG CS												

AGRICULTURE FOR FOOD SECURITY

Udzorong CS of Trashigang dzongkhag secured the highest mean of 98.0.

DZONGKHAG / THROMDE	SCHOOL	PASS %			F			M			TOTAL		
		F	M	TOT	N	MEAN	SD	N	MEAN	SD	N	MEAN	SD
BUMTHANG	CHUMEY MSS												
	JAKAR HSS	100	100	100	22	96.5	1.0	7	95.0	1.0	29	96.1	1.2
	TANG CS	100	100	100	9	98.1	1.7	12	97.3	1.7	21	97.6	1.7
	URA CS	100	100	100	21	91.1	1.8	15	91.1	1.8	36	91.1	1.7
CHHUKHA	AREKHA MSS												
	CHAPCHA MSS												
	CHUKHA CS	96.3	100	97.5	27	85.0	17.8	13	85.8	3.4	40	85.3	14.7
	CHUMIGTHANG MSS	100	100	100	16	92.4	1.7	10	87.7	6.5	26	90.6	4.7
	DARLA MSS	100	100	100	11	89.8	1.8	18	93.3	1.9	29	92.0	2.5
	GEDU HSS	100	100	100	17	79.2	2.2	5	80.6	8.3	22	79.5	4.1
	KAMJI MSS												
	PAKSHIKHA CS	100	100	100	27	90.0	0.0	23	91.1	2.1	50	90.5	1.5
	WANGCHUK MSS												
DAGANA	DAGA HSS												
	DAGAPELA MSS	100	100	100	9	83.7	6.1	8	86.3	4.2	17	84.9	5.3
	DRUKJEGANG HSS	100	100	100	23	88.2	2.3	13	88.1	2.4	36	88.1	2.3
	GESARLING CS	100	100	100	9	93.6	1.3	8	94.3	1.0	17	93.9	1.2
	LHAMOYZINGKHA MSS												
GASA	BJISHONG CS	100	100	100	14	78.5	8.2	9	80.4	10.7	23	79.3	9.1
GELEPHU THROMDE	GELEPHU HSS	100	100	100	39	92.4	4.4	31	90.5	4.7	70	91.5	4.6

DZONGKHAG / THROMDE	SCHOOL	PASS %			F			M			TOTAL		
		F	M	TOT	N	MEAN	SD	N	MEAN	SD	N	MEAN	SD
	PELRITHANG MSS												
HAA	CHUNDU ARM FORCES PUBLIC SCHOOL												
	GONGZIM UGYEN DORJI CS	100	100	100	17	82.9	1.6	21	81.0	3.5	38	81.9	2.9
LHUEWNTSE	AUTSHO CS	100	100	100	32	88.8	1.3	25	90.4	2.7	57	89.5	2.1
	LHUEWNTSE HSS	100	100	100	17	98.0	0.0	13	97.5	0.5	30	97.8	0.4
	MINJEY MSS	100	100	100	16	96.2	1.2	12	97.3	1.6	28	96.6	1.4
	TANGMACHU CS	100	100	100	36	94.8	2.7	29	95.8	3.3	65	95.2	3.0
MONGAR	CHASKHAR CS												
	DRAMETSE CS												
	GYELPOZHING CS	100	100	100	21	92.6	1.6	17	92.4	0.7	38	92.5	1.3
	KIDHEYKHAR MSS	100	100	100	21	88.6	4.6	19	86.9	7.1	40	87.8	5.9
	MONGAR HSS	100	100	100	7	98.3	1.0	4	96.5	0.6	11	97.6	1.2
	NAGOR MSS	100	100	100	11	93.3	2.0	4	91.8	5.6	15	92.9	3.2
	YADI HSS	100	100	100	18	89.1	2.5	9	90.3	1.7	27	89.5	2.3
PARO	BITEKHA MSS												
	DRUKGYEL CS	100	100	100	18	88.2	4.6	20	87.0	3.2	38	87.6	3.9
	KHANGKHU MSS												
	LANGO MSS												
	SHABA HSS												
	SHARI HSS	100	100	100	1	81.0		11	85.4	4.2	12	85.0	4.2
	UTPAL HSS												
	WANAKHA CS												
PEMAGATSHEL	NANGKOR CS	100	100	100	17	93.1	2.4	15	90.7	3.8	32	91.9	3.3
	NGANGLAM HSS	100	100	100	30	96.5	1.8	30	95.6	3.9	60	96.0	3.0
	PEMA GATSHEL MSS												
	YELCHEN CS	100	100	100	10	91.5	1.4	20	91.3	1.3	30	91.4	1.3
	YURUNG CS	100	100	100	19	92.8	1.7	20	92.5	2.1	39	92.7	1.9
PHUNTSHOLING THROMDE	PHUENTSHOLING HSS												
	PHUENTSHOLING MSS												
	SONAMGANG MSS												
PUNAKHA	DASHIDING HSS	100	100	100	22	81.7	2.6	17	81.0	3.0	39	81.4	2.8
	DECHENTSEMO CS												
	KABESA MSS												
	KHURUTHANG MSS												
	PUNAKHA CS												
	TASHIDINGKHA MSS	100	100	100	32	80.3	0.9	25	82.0	2.9	57	81.1	2.1
	UGYEN ACADEMY HSS												
SAMDRUP JONGKHAR	GARPAWONG MSS												
	GOMDAR CS	100	100	100	19	96.4	0.6	16	95.6	2.9	35	96.1	2.0
	JOMOTSHANGKHA MSS												
	KARMALING HSS												
	MARTSHALLA MSS												
	MINJIWONG CS												
	ORONG CS	100	100	100	15	83.6	4.3	14	80.4	5.5	29	82.1	5.1
	PHUNTSHOTANG MSS												
SAMDRUP JONGKHAR THROMDE	SAMDRUP JONGKHAR MSS												
SAMTSE	DOROKHA CS	100	100	100	33	90.1	2.1	44	89.1	2.1	77	89.5	2.1
	GOMTU MSS												
	PELJORLING HSS	100	100	100	24	95.0	1.5	34	95.2	1.5	58	95.1	1.5
	SAMTSE HSS												

DZONGKHAG / THROMDE	SCHOOL	PASS %			F			M			TOTAL		
		F	M	TOT	N	MEAN	SD	N	MEAN	SD	N	MEAN	SD
	TENDRUK CS	100	100	100	43	95.2	5.9	54	95.4	4.3	97	95.3	5.1
	YOESLTSE MSS												
SARPANG	NORBULING CS	100	100	100	35	92.9	4.0	24	93.3	3.8	59	93.1	3.9
	SARPANG CS	100	100	100	16	88.0	1.6	22	88.5	3.2	38	88.3	2.6
THIM-THROM	BABESA MSS												
	CHANGANGKHA MSS												
	DECHHENCHOELING HSS												
	DR.TOBYGEL SCHOOL												
	DRUK SCHOOL												
	EDUCATING FOR LIFELONG CITIZENSHIP HS												
	LOSELING MSS												
	LUNGTENZAMPA MSS												
	MOTITHANG HSS												
	PELKHIL SCHOOL												
	YANGCHENPHUG HSS	100	100	100	16	78.2	6.9	17	79.4	12.1	33	78.8	9.8
	ZHILUKHA MSS												
THIMPHU	KHASADRAPCHU MSS	100	100	100	14	78.3	5.9	8	68.9	7.2	22	74.9	7.8
	KUZUCHEN MSS												
TRASHIGANG	WANGBAMA CS												
	BARTSHAM CS												
	DUNGTSE CS	100	100	100	39	91.8	2.2	19	92.0	4.2	58	91.9	3.0
	GONGTHUNG MSS	100	100	100	22	91.0	1.5	20	91.3	2.2	42	91.1	1.9
	JAMPELING HSS	100	100	100	12	92.7	1.9	18	94.1	2.0	30	93.5	2.0
	JIGME SHERUBLING CS	100	100	100	9	83.8	2.2	17	87.4	4.2	26	86.2	4.0
	RADHI MSS												
	RANGJUNG CS												
	THRIMSHING CS	100	100	100	16	94.7	0.8	11	94.3	2.0	27	94.5	1.4
	TRASHIGANG MSS												
	TRASHITSE HSS	100	100	100	16	93.3	3.1	15	93.1	2.5	31	93.2	2.8
	UDZORONG CS	100	100	100	20	97.9	0.8	15	98.1	0.8	35	98.0	0.8
	BAYLING CS	100	100	100	13	84.5	2.8	13	87.7	4.0	26	86.1	3.8
	KUNZANGLING CS												
	RAMJAR MSS												
	TSENKARLA CS												
	SAMCHOLING MSS												
TRONGSA	SHERUBLING CS	100	100	100	8	86.6	1.2	16	87.1	1.9	24	87.0	1.7
	TAKTSE CS	100	100	100	22	90.3	1.0	13	90.9	1.4	35	90.5	1.2
	TSHANGKHA CS												
	DAMPHU CS												
TSIRANG	MENDREGANG CS	100	100	100	10	91.6	2.2	18	88.4	3.0	28	89.6	3.1
	BAJOTHANG HSS												
WANGDUE PHODRANG	GASELO CS	100	100	100	21	87.2	1.3	9	91.6	3.6	30	88.5	3.0
	PHOBIKHA CS												
	SAMTENGANG CS												
ZHEMGANG	BULI CS	100	100	100	18	93.2	1.9	15	93.1	1.9	33	93.2	1.9
	SONAMTHANG CS												
	YEBILAP TSA MSS	100	100	100	22	95.4	1.6	7	95.6	2.2	29	95.4	1.8
	ZHEMGANG CS	100	100	100	20	90.6	1.5	15	89.9	2.5	35	90.3	1.9

CARPENTRY

Gelephu HSS of Gelephu thromde secured the highest mean of 90.9.

DZONGKHAG / THROMDE	SCHOOL	PASS %			F			M			TOTAL		
		F	M	TOT	N	MEAN	SD	N	MEAN	SD	N	MEAN	SD
BUMTHANG	CHUMEY MSS		100.0	100.0				5	88.8	1.1	5	88.8	1.1
GELEPHU THROMDE	GELEPHU HSS	100.0	100.0	100.0	4	90.5	5.3	16	91.0	3.8	20	90.9	4.0
TRASHIYANGTSE	BAYLING CS		100.0	100.0				3	87.3	2.5	3	87.3	2.5

ELECTRICAL

Rangjung CS of Trashigang dzongkhag secured the highest mean of 92.3.

DZONGKHAG / THROMDE	SCHOOL	PASS %			F			M			TOTAL		
		F	M	TOT	N	MEAN	SD	N	MEAN	SD	N	MEAN	SD
GELEPHU THROMDE	GELEPHU HSS	100.0	100.0	100.0	4	81.0	2.2	11	88.9	6.3	15	86.8	6.5
PUNAKHA	KHURUTHANG MSS	100.0	100.0	100.0	4	89.3	4.3	2	91.5	0.7	6	90.0	3.5
TRASHIGANG	RANGJUNG CS	100.0	100.0	100.0	10	92.1	1.4	9	92.4	1.4	19	92.3	1.4
TRASHIYANGTSE	BAYLING CS		100.0	100.0				8	87.5	5.1	8	87.5	5.1

FURNITURE

DZONGKHAG / THROMDE	SCHOOL	PASS %			F			M			TOTAL		
		F	M	TOT	N	MEAN	SD	N	MEAN	SD	N	MEAN	SD
TRASHIGANG	RANGJUNG CS	100.0	100.0	100.0	3	88.0	1.0	13	88.5	2.5	16	88.4	2.2

HINDI

Gedu HSS of Chhukha dzongkhag secured the highest mean of 93.0.

DZONGKHAG / THROMDE	SCHOOL	PASS %			F			M			TOTAL		
		F	M	TOT	N	MEAN	SD	N	MEAN	SD	N	MEAN	SD
CHHUKHA	GEDU HSS	100.0		100.0	1	93.0					1	93.0	
GELEPHU THROMDE	GELEPHU HSS	100.0		100.0	1	67.0					1	67.0	
HAA	GONGZIM UGYEN DORJI CS	100.0	100.0	100.0	2	66.5	10.6	3	50.0	16.1	5	56.6	15.5
PARO	SHABA HSS	100.0		100.0	2	53.5	3.5				2	53.5	3.5
SARPANG	SARPANG CS		0.0	0.0				1	26.0		1	26.0	
THIM-THROM	BABESA MSS	0.0		0.0	1	17.0					1	17.0	
	YANGCHENPHUG HSS	100.0	100.0	100.0	3	73.3	5.5	1	64.0		4	71.0	6.5
TRASHIGANG	JAMPELING HSS	100.0	33.3	50.0	1	52.0		3	33.0	8.5	4	37.8	11.8
		90.9	62.5	78.9	11	62.6	19.7	8	42.4	16.2	19	54.1	20.6

KOREAN

DZONGKHAG / THROMDE	SCHOOL	PASS %			F			M			TOTAL		
		F	M	TOT	N	MEAN	SD	N	MEAN	SD	N	MEAN	SD
PUNAKHA	UGYEN ACADEMY HSS		100.0	100.0				1	90.0		1	90.0	

MECHANICAL

DZONGKHAG / THROMDE	SCHOOL	PASS %			F			M			TOTAL		
		F	M	TOT	N	MEAN	SD	N	MEAN	SD	N	MEAN	SD
PUNAKHA	KHURUTHANG MSS	100.0	100.0	100.0	10	98.0	0.0	6	98.5	0.5	16	98.2	0.4

PAINTING

DZONGKHAG / THROMDE	SCHOOL	PASS %			F			M			TOTAL		
		F	M	TOT	N	MEAN	SD	N	MEAN	SD	N	MEAN	SD
TRASHIYANGTSE	BAYLING CS	100.0	100.0					3	87.3	2.5	3	87.3	2.5

PLUMBING

DZONGKHAG / THROMDE	SCHOOL	PASS %			F			M			TOTAL		
		F	M	TOT	N	MEAN	SD	N	MEAN	SD	N	MEAN	SD
BUMTHANG	CHUMEY MSS	100.0	100.0					10	86.1	5.8	10	86.1	5.8




TAILORING

DZONGKHAG / THROMDE	SCHOOL	PASS %			F			M			TOTAL		
		F	M	TOT	N	MEAN	SD	N	MEAN	SD	N	MEAN	SD
TRASHIYANGTSE	BAYLING CS	100.0		100.0	5	83.8	4.8				5	83.8	4.8

4.11 OVERALL NATIONAL TOPPERS AND SUBJECT TOPPERS

NATIONAL TOPPERS

The National Toppers of the BCSE 2018 Examination are as follows:

POSITION	NAME	INDEX NUMBER	SCHOOL	SCORE	PHOTO
FIRST	SONAM PELMO	010180440060	LUNGTENZAMPA MSS	91.0	
SECOND	UGYEN THUKZOM	010180440035	LUNGTENZAMPA MSS	90.6	
THIRD	RIGZIN GAYLAY	010180190016	LHUENTSE HSS	90.4	

NATIONAL SUBJECT TOPPERS

SL. NO.	SUBJECT	NAME OF STUDENT	INDEX NO.	CENTRE	MARKS
1	ENGLISH	TSHEWANG LHAMO	010180440100	LUNGTENZAMPA MSS	88
		PEMA SELDON	010180960011	RADHI MSS	88
		PUJA MALAKAR	010180490175	SARPANG CS	88
		INDRA MAYA RAI	010180750049	NORBULING CS	88
		SANJANA GURUNG	010180330037	DAGA HSS	88
2	DZONGKHA	KARMA YANGDON	010181160007	GONGTHUNG MSS	91
		PEMA TSHOMO	010180100077	JAKAR HSS	91
		SANGAY LHENDUP	010181110034	TANG CS	91
		MELAM CHODEN	010180740008	MARTSHALLA MSS	91
		CHEKI DORJI	010180520001	TANGMACHU CS	91
		KINZANG JAMTSO	010180740024	MARTSHALLA MSS	91
3	ECONOMICS	DECHEN ZANGMO	010180780051	PHUNTSHOTANG MSS	96
4	HISTORY CIVICS & GEOGRAPHY	KAMAL LUITEL	010180610004	MENDREGANG CS	93
		REMU SUBBA	010180980023	LHAMOYZINGKHA MSS	93
5	COMPUTER APPLICATIONS	SONAM PELMO	010180440060	LUNGTENZAMPA MSS	98
		YESHEY TSHERING	010180140079	MONGAR HSS	98
6	MATHS	TSHERING DORJI	010180560026	TRASHITSE HSS	98
7	SCIENCE	SONAM CHOKI	010180020162	YANGCHENPHUG HSS	94
8	ENVIRONMENTAL SCIENCE	SHACHA WANGMO	010180720062	BABESA MSS	94

CHAPTER 5: BHUTAN HIGHER SECONDARY EDUCATION CERTIFICATE 2018 EXAMINATION

5.1 OVERALL INFORMATION

A total of 10,648 candidates from 59 higher secondary schools (40 government and 19 private schools) registered and 10,503 appeared the examination.

Table 9 Overall performance by candidate type

CANDIDATE TYPE	REGISTERED			APPEARED			PASS			PASS%		
	F	M	TOT	F	M	TOT	F	M	TOT	F	M	TOT
REGULAR	4285	4077	8362	4260	3997	8257	3706	3335	7041	87.00	83.44	85.27
PRIVATE	157	186	343	154	181	335	114	128	242	74.03	70.72	72.24
SUPPLEMENTARY	912	1031	1943	897	1014	1911	853	978	1831	95.09	96.45	95.81
TOTAL	5354	5294	10648	5311	5192	10503	4673	4441	9114	87.99	85.54	86.78

Of the 10,503 candidates who appeared the examination, 5,192 were male and 5,311 female. The overall pass percentage was 86.78 %.

5.2 NATIONAL SUBJECT/PAPER-WISE PERFORMANCE

Media Studies, Literature in English, and Environmental Science have 100% pass percentage.

SUBJECT	APPEARED			PASS %		
	TOT	M	F	TOT	M	F
ENGLISH I	10503	5192	5311	99.04	99.02	99.06
ENGLISH II	10503	5192	5311	91.05	89.27	92.79
DZONGKHA I	10497	5188	5309	97.59	96.78	98.39
DZONGKHA II	10497	5188	5309	98.69	98.07	99.30
DZONGKHA RIGZHUNG	681	281	400	99.85	100.00	99.75
LITERATURE IN ENGLISH	17	5	12	100.00	100.00	100.00
GEOGRAPHY	4372	1957	2415	97.90	98.42	97.47
ECONOMICS	5340	2396	2944	70.69	70.37	70.96
COMMERCE	3476	1719	1757	73.68	72.95	74.39
ACCOUNTANCY	3465	1713	1752	83.46	80.39	86.47
MATHEMATICS	1586	1063	523	92.56	91.82	94.07
PHYSICS	2655	1516	1139	98.68	98.48	98.95
CHEMISTRY	2655	1516	1139	93.71	92.94	94.73
BIOLOGY	1235	498	737	99.03	99.00	99.05
COMPUTER STUDIES	511	280	231	88.26	92.50	83.12
BUSINESS MATHEMATICS	4539	2188	2351	71.43	72.12	70.78
AGRICULTURE FOR FOOD SECURITY	196	108	88	98.98	100.00	97.73
ENVIRONMENTAL SCIENCE	291	138	153	100.00	100.00	100.00
MEDIA STUDIES	1045	460	585	100.00	100.00	100.00
*HISTORY (NEW CURRICULUM)	3097	1354	1743	93.99	95.20	93.06
*HISTORY (OLD CURRICULUM)	717	337	380	81.17	86.05	76.84

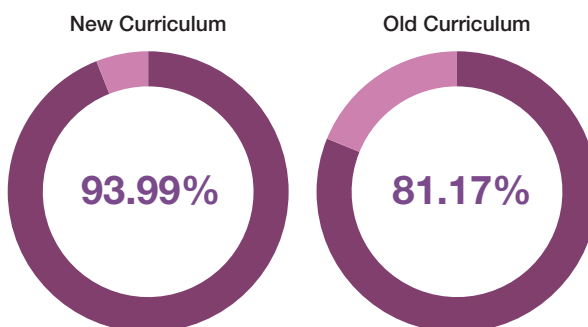
SUBJECT	APPEARED			PASS %		
	TOT	M	F	TOT	M	F
HINDI	5	3	2	80	60	20

Note: Candidates registered for Dzongkha papers and English papers do not match because some were registered for second foreign language.

*PERFORMANCE IN HISTORY OLD AND NEW CURRICULUM

When a new curriculum is introduced in a particular year, a provision for old curriculum examination is made to cater to the needs of the Supplementary and Private candidates. BHSEC 2018 had provision for History new and old curriculum.

Figure 6 Percentage of students passing History New Curriculum and Old Curriculum



- » 3,097 candidates appeared the new curriculum examination and the overall pass percentage was 93.99%.
- » 717 candidates appeared the old curriculum examination and the overall pass percentage was 81.17%.

5.3 NATIONAL SUBJECT/PAPER-WISE MEAN AND STANDARD DEVIATION

The shows the national mean for BHSEC Subjects/papers. The highest national mean of 73.98 is recorded for Agriculture for Food Security (AgFS).

SUBJECT / PAPER	N	MEAN	SD
ENGLISH I	10503	53.44	9.37
ENGLISH II	10503	48.31	10.37
DZONGKHA I	10497	57.82	11.41
DZONGKHA II	10497	59.65	9.96
DZONGKHA RIGZHUNG	681	65.31	10.61
LITERATURE IN ENGLISH	17	69.29	7.74
HISTORY	3096	55.45	11.45
GEOGRAPHY	4372	55.81	8.63
ECONOMICS	5341	45.53	14.02
COMMERCE	3476	47.68	14.74

SUBJECT / PAPER	N	MEAN	SD
ACCOUNTANCY	3465	55.40	17.38
MATHEMATICS	1586	68.55	19.36
PHYSICS	2655	64.01	12.93
CHEMISTRY	2655	56.87	13.17
BIOLOGY	1235	64.46	11.46
COMPUTER STUDIES	511	53.74	13.28
BUSINESS MATHEMATICS	4541	51.96	20.53
HINDI	5	42.20	25.54
AGRICULTURE FOR FOOD SECURITY	196	73.98	8.10
ENVIRONMENTAL SCIENCE	291	73.37	10.70
MEDIA STUDIES	1045	72.25	6.68
HISTORY-OLD	717	52.77	16.33

5.4 COMPARISON OF MEAN MARKS WITH AND WITHOUT INTERNAL ASSESSMENT

Media Studies and AgFS are assessed both externally (written examination) and internally (school based assessment) with a 50% weighting each.

The table below shows the mean score of these subjects with internal assessment and without internal assessment:

SL. NO.	SUBJECT	WITH INTERNAL ASSESSMENT		WITHOUT INTERNAL ASSESSMENT	
		MEAN	SD	MEAN	SD
1	AGFS	73.98	8.10	53.69	10.48
2	MEDIA STUDIES	72.25	6.68	50.88	11.17

The data show that mean scores with component of internal assessment marks given by the centres are considerably higher than the mean scores of those subject which are assessed 100% externally.

5.5 NUMBER OF CANDIDATES WHO WERE UNSUCCESSFUL BECAUSE OF FAILING IN COMPULSORY SUBJECT/S (DZONGKHA AND ENGLISH)

SL NO	SUBJECT	NO OF CANDIDATES WITH PCNA STATUS
1	ENGLISH	496
2	DZONGKHA	129

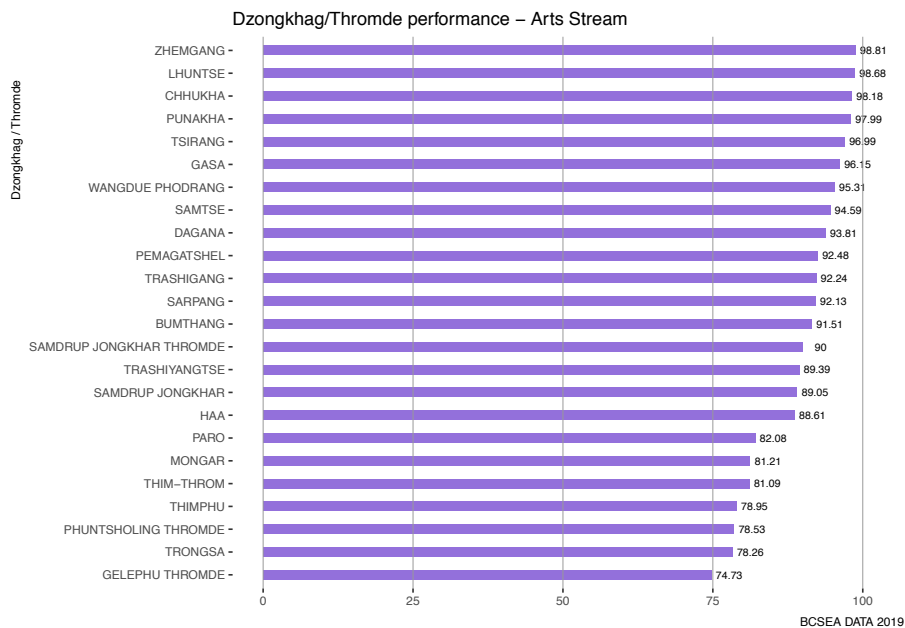
A total of 625 candidates could not secure the passing mark (40%) in the compulsory subject/s.

5.6 GENDER-WISE PERFORMANCE BY STREAM

STREAM	REGISTERED			APPEARED			PASS			FAIL			PASS %		
	TOT	M	F	TOT	M	F	TOT	M	F	TOT	M	F	TOT	M	F
ARTS	4423	1990	2433	4372	1957	2415	3782	1672	2110	590	285	305	86.51	85.44	87.37
COMMERCE	3521	1749	1772	3476	1719	1757	2778	1331	1447	698	388	310	79.92	77.43	82.36
SCIENCE	2704	1555	1149	2655	1516	1139	2554	1438	1116	101	78	23	96.20	94.85	97.98
TOTAL	10648	5294	5354	10503	5192	5311	9114	4441	4673	1389	751	638	86.78	85.54	87.99

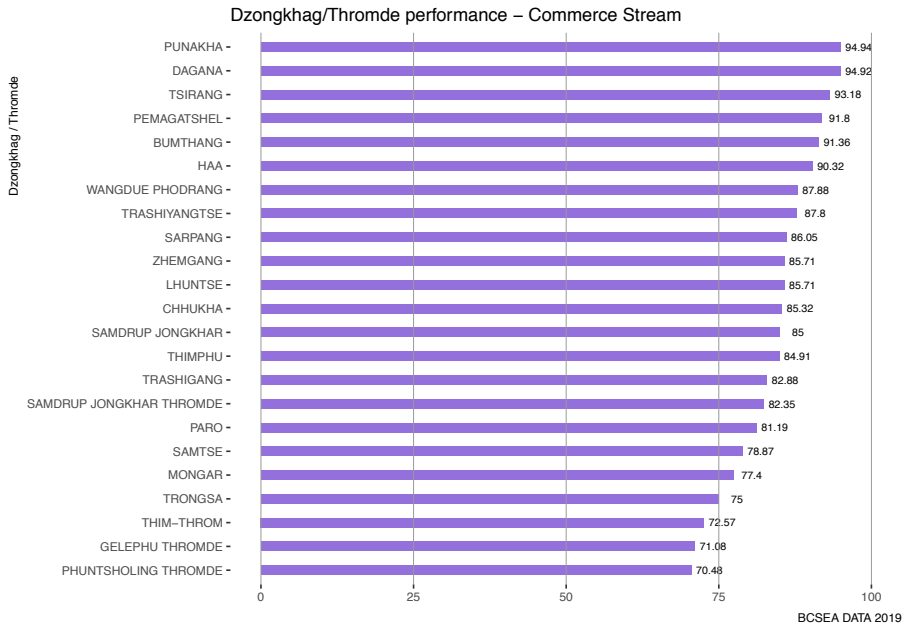
5.7 DZONGKHAG/THROMDE PASS PERCENTAGE STREAM-WISE

ARTS



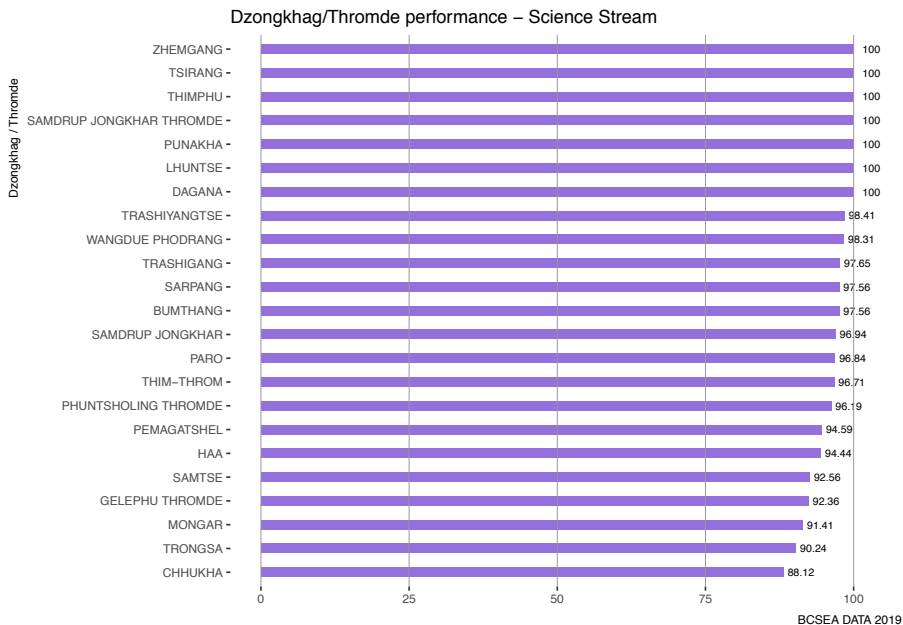
- » All the 20 dzongkhags and 4 thromdes offered the stream.
- » Zhemgang dzongkhag's pass percentage is the highest with 98.81%.
- » The highest enrolment in the stream was in Thimphu thromde.

COMMERCE



- » 19 dzongkhags and 4 thromdes offered the stream.
- » Punakha dzongkhag's pass percentage is the highest with 94.94%.
- » The highest enrolment in the stream was in Thimphu thromde.

SCIENCE



- » 19 dzongkhags and 4 thromdes offered the stream.
- » A 100% pass was secured by six dzongkhags and one thromde:
 - Dagana
 - Lhuentse
 - Punakha
 - Samdrup Jongkhar thromde
 - Thimphu
 - Tsirang
 - Zhemgang
- » The highest enrolment in the stream was in Thimphu thromde.

CENTRE WISE 100% PASS RESULT IN THREE STREAMS

STREAM	SCHOOL	TOTAL APPEARED	TOTAL PASS	PASS PERCENT
ARTS	GELEPHU HIGHER SECONDARY SCHOOL	37	37	100
	JAKAR HIGHER SECONDARY SCHOOL	57	57	100
	JIGME SHERUBLING CENTRAL SCHOOL	42	42	100
	PELJORLING HIGHER SECONDARY SCHOOL	38	38	100
	SHABA HIGHER SECONDARY SCHOOL	13	13	100
COMMERCE	EDUCATING FOR LIFE LONG CITIZEN HIGH SCHOOL	5	5	100
SCIENCE	BAJOTHANG HIGHER SECONDARY SCHOOL	25	25	100
	DAGA HIGHER SECONDARY SCHOOL	18	18	100
	DAMPHU CENTRAL SCHOOL	49	49	100
	DRUKJEGANG HIGHER SECONDARY SCHOOL	27	27	100
	DUNGSAM ACADEMY	30	30	100
	JIGME SHERUBLING CENTRAL SCHOOL	85	85	100
	LHUEMSE HIGHER SECONDARY SCHOOL	32	32	100
	NANGKOR CENTRAL SCHOOL	83	83	100
	PHUENTSHOLING HIGHER SECONDARY SCHOOL	65	65	100
	PUNAKHA CENTRAL SCHOOL	95	95	100
	SHARI HIGHER SECONDARY SCHOOL	37	37	100
	UGYEN ACADEMY	152	152	100
	WANGBAMA CENTRAL SCHOOL	19	19	100
	YADI HIGHER SECONDARY SCHOOL	41	41	100
	ZHEMGANG CENTRAL SCHOOL	51	51	100

- » Arts Stream was offered by 59 centres covering all the 20 dzongkhags and 4 thromdes.
- » 100% pass result in Arts Stream was secured by 5 centres.
- » Commerce Stream was offered by 54 centres.

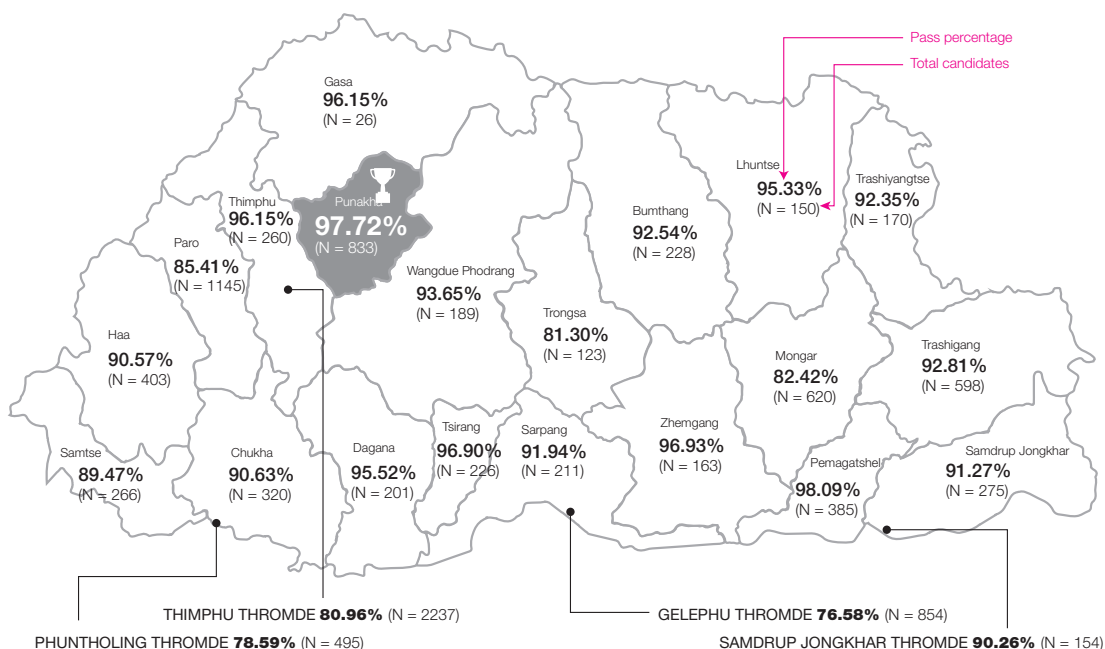
- » 100% pass result in Commerce Stream was secured by one centre.
- » Science Stream was offered by 44 centres. Compared to the other streams, this stream had the least enrolled candidates of about 2655.
- » 100% pass result in Science stream was secured by 15 centres.

5.8 DZONGKHAG/THROMDE PERFORMANCE BY PASS PERCENTAGE

Punakha dzongkhag has the highest pass percentage of 97.72 %.

The figure below shows the pass percentage of the dzongkhags/thromdes.

Figure 7 Dzongkhag/Thromde total candidates appeared and pass percentage



5.9 DZONGKHAG/THROMDE PERFORMANCE IN SUBJECTS

Lhuentse dzongkhag secured the highest mean in 7 subjects/papers – Dzongkha I, Dzongkha Rigzhung, Commerce, Mathematics, Chemistry, Biology, and AgFS.

Punakha dzongkhag has secured highest mean in 5 subjects (English I, English II, Economics, Accountancy, and Physics).

The following tables show the performance of dzongkhags in each subject.

DZONGKHA I

The highest mean of 69.8 in Dzongkha I is secured by Lhuentse dzongkhag.

DZONGKHAG / THROMDE	PASS %			F			M			TOTAL		
	F	M	TOT	N	MEAN	SD	N	MEAN	SD	N	MEAN	SD
BUMTHANG	100.0	100.0	100.0	108	61.0	8.7	120	60.1	9.6	228	60.5	9.2
CHHUKHA	99.3	97.3	98.1	136	59.8	10.3	184	56.0	11.4	320	57.6	11.1
DAGANA	100.0	100.0	100.0	92	61.1	8.6	109	60.4	9.9	201	60.7	9.3
GASA	100.0	95.2	96.2	5	57.6	10.7	21	57.7	9.9	26	57.7	9.9
GELEPHU THROMDE	93.3	89.1	91.2	432	54.6	11.2	421	52.4	11.9	853	53.5	11.6
HAA	97.4	93.9	95.5	190	60.9	11.0	213	55.1	10.8	403	57.8	11.3
LHUEMSE	100.0	100.0	100.0	59	67.6	8.3	91	71.1	7.8	150	69.8	8.2
MONGAR	98.8	99.0	98.9	323	60.9	9.6	297	61.4	9.9	620	61.1	9.8
PARO	97.4	94.4	96.0	588	58.0	10.0	556	55.4	10.9	1144	56.8	10.5
PEMAGATSHEL	100.0	100.0	100.0	157	64.8	7.9	148	63.9	9.1	305	64.3	8.5
PHUNTSOLING THROMDE	88.1	83.6	86.3	294	52.6	11.9	201	49.6	12.2	495	51.4	12.1
PUNAKHA	98.8	98.3	98.6	430	60.6	10.3	403	57.9	10.5	833	59.3	10.5
SAMDRUP JONGKHAR	100.0	98.7	99.3	125	64.9	9.2	150	64.0	11.0	275	64.4	10.2
SAMDRUP JONGKHAR THROMDE	98.7	98.7	98.7	75	61.0	8.4	79	58.8	8.9	154	59.9	8.7
SAMTSE	95.1	86.7	90.6	123	54.4	10.0	143	50.7	11.1	266	52.4	10.8
SARPANG	93.7	88.8	91.0	95	52.6	10.6	116	51.5	11.0	211	52.0	10.8
THIMPHU THROMDE	95.2	90.8	93.2	1221	56.8	11.1	1013	53.0	11.8	2234	55.0	11.6
THIMPHU	100.0	97.2	98.7	169	58.5	8.7	142	53.9	9.5	311	56.4	9.4
TRASHIGANG	100.0	98.2	99.0	269	63.4	8.3	328	63.2	10.7	597	63.3	9.7
TRASHIYANGTSE	100.0	100.0	100.0	78	67.0	7.8	92	66.6	9.1	170	66.8	8.5
TRONGSA	98.4	98.3	98.4	64	65.0	10.1	59	59.6	9.1	123	62.4	10.0
TSIRANG	97.4	93.6	95.6	116	57.8	10.4	110	55.8	11.6	226	56.9	11.0
WANGDUE PHODRANG	100.0	96.8	98.4	94	60.3	8.3	95	57.9	10.6	189	59.1	9.6
ZHEMGANG	100.0	100.0	100.0	66	68.8	8.5	97	66.9	9.8	163	67.6	9.3

DZONGKHA II

The highest mean of 67.7 in Dzongkha II is secured by Pemagatshel dzongkhag.

DZONGKHAG / THROMDE	PASS %			F			M			TOTAL		
	F	M	TOT	N	MEAN	SD	N	MEAN	SD	N	MEAN	SD
BUMTHANG	100.0	99.2	99.6	108	64.6	7.6	120	61.5	8.8	228	62.9	8.4
CHHUKHA	100.0	98.9	99.4	136	62.6	8.6	184	58.6	9.6	320	60.3	9.4
DAGANA	98.9	100.0	99.5	92	61.4	9.3	109	62.6	8.7	201	62.0	8.9
GASA	100.0	100.0	100.0	5	62.8	6.0	21	62.9	6.3	26	62.8	6.2
GELEPHU THROMDE	99.1	95.7	97.4	432	57.9	8.7	421	56.2	9.8	853	57.1	9.3
HAA	100.0	97.7	98.8	190	60.0	8.8	213	56.3	9.6	403	58.1	9.4
LHUEMSE	100.0	100.0	100.0	59	65.2	8.8	91	66.6	7.3	150	66.1	7.9
MONGAR	99.1	98.3	98.7	323	61.6	8.6	297	62.7	9.4	620	62.2	9.0
PARO	97.6	95.5	96.6	588	58.0	9.4	556	54.8	9.9	1144	56.5	9.7
PEMAGATSHEL	100.0	100.0	100.0	157	68.0	6.3	148	67.4	6.6	305	67.7	6.4
PHUNTSOLING THROMDE	99.3	95.5	97.8	294	59.5	8.7	201	56.1	9.7	495	58.1	9.3
PUNAKHA	99.5	99.3	99.4	430	62.3	8.6	403	60.9	8.6	833	61.6	8.6
SAMDRUP JONGKHAR	99.2	100.0	99.6	125	65.5	9.6	150	66.2	8.9	275	65.9	9.2
SAMDRUP JONGKHAR THROMDE	100.0	100.0	100.0	75	58.9	8.0	79	56.0	7.8	154	57.4	8.0
SAMTSE	98.4	93.0	95.5	123	56.9	9.3	143	54.1	10.9	266	55.4	10.3
SARPANG	100.0	88.8	93.8	95	57.3	8.6	116	55.6	10.9	211	56.4	9.9
THIMPHU THROMDE	96.8	93.8	95.4	1221	58.1	10.0	1013	55.3	11.2	2234	56.9	10.6

DZONGKHAG / THROMDE	PASS %			F			M			TOTAL		
	F	M	TOT	N	MEAN	SD	N	MEAN	SD	N	MEAN	SD
THIMPHU	100.0	99.3	99.7	169	62.3	7.1	142	60.2	8.4	311	61.3	7.8
TRASHIGANG	100.0	98.5	99.2	269	64.6	7.4	328	63.5	9.8	597	64.0	8.8
TRASHIYANGTSE	100.0	100.0	100.0	78	68.1	6.6	92	67.3	6.5	170	67.7	6.5
TRONGSA	98.4	96.6	97.6	64	61.1	8.9	59	58.4	9.9	123	59.8	9.5
TSIRANG	100.0	99.1	99.6	116	63.3	8.2	110	60.5	10.9	226	61.9	9.7
WANGDUE PHODRANG	100.0	94.7	97.4	94	61.2	7.2	95	58.1	10.3	189	59.6	9.0
ZHEMGANG	100.0	100.0	100.0	66	63.1	7.8	97	65.4	8.6	163	64.5	8.4

ENGLISH I

The highest mean of 60.7 in English I is secured by Punakha dzongkhag.

DZONGKHAG / THROMDE	PASS %			F			M			TOTAL		
	F	M	TOT	N	MEAN	SD	N	MEAN	SD	N	MEAN	SD
BUMTHANG	99.1	99.2	99.1	108	57.8	9.1	120	54.5	9.5	228	56.1	9.4
CHHUKHA	100.0	97.3	98.4	136	57.3	8.4	184	53.1	8.9	320	54.9	8.9
DAGANA	100.0	100.0	100.0	92	52.5	7.0	109	51.3	6.3	201	51.8	6.6
GASA	100.0	100.0	100.0	5	58.4	7.9	21	50.6	6.5	26	52.1	7.4
GELEPHU THROMDE	94.0	91.5	92.7	432	49.9	8.9	422	48.9	8.7	854	49.4	8.8
HAA	98.9	97.7	98.3	190	53.8	8.4	213	51.0	7.8	403	52.3	8.2
LHUEENTSE	98.3	95.6	96.7	59	51.7	7.0	91	52.4	8.3	150	52.1	7.8
MONGAR	92.9	97.6	95.2	323	50.3	9.1	297	51.2	8.3	620	50.7	8.8
PARO	96.1	95.3	95.7	588	53.3	9.7	557	52.2	9.2	1145	52.8	9.5
PEMAGATSHEL	99.4	99.3	99.3	157	55.1	8.0	148	54.5	8.0	305	54.8	8.0
PHUNTSOLING THROMDE	98.0	96.5	97.4	294	53.1	9.2	201	51.3	8.8	495	52.3	9.1
PUNAKHA	99.5	99.8	99.6	430	61.9	9.8	403	59.4	9.6	833	60.7	9.8
SAMDRUP JONGKHAR	96.8	98.0	97.5	125	51.9	7.4	150	52.6	8.1	275	52.3	7.8
SAMDRUP JONGKHAR THROMDE	98.7	100.0	99.4	75	52.8	8.3	79	52.3	8.0	154	52.5	8.2
SAMTSE	97.6	99.3	98.5	123	56.5	8.8	143	54.1	8.4	266	55.2	8.7
SARPANG	100.0	100.0	100.0	95	54.0	7.1	116	53.6	7.2	211	53.8	7.1
THIMPHU THROMDE	97.1	96.3	96.7	1222	54.6	10.1	1015	52.7	9.7	2237	53.8	9.9
THIMPHU	92.9	94.4	93.6	169	51.2	9.3	142	49.8	7.6	311	50.6	8.6
TRASHIGANG	98.1	98.2	98.2	270	54.1	8.2	328	53.0	8.2	598	53.5	8.2
TRASHIYANGTSE	100.0	96.7	98.2	78	54.8	8.1	92	51.3	8.6	170	52.9	8.6
TRONGSA	93.8	96.6	95.1	64	52.6	9.0	59	47.7	6.4	123	50.2	8.2
TSIRANG	99.1	99.1	99.1	116	56.6	8.9	110	52.7	7.8	226	54.7	8.6
WANGDUE PHODRANG	98.9	100.0	99.5	94	54.4	8.3	95	52.9	8.3	189	53.6	8.3
ZHEMGANG	100.0	97.9	98.8	66	56.4	7.1	97	52.9	8.1	163	54.3	7.9

ENGLISH II

The highest mean 55.4 in English II is secured by Punakha dzongkhag.

DZONGKHAG / THROMDE	PASS %			F			M			TOTAL		
	F	M	TOT	N	MEAN	SD	N	MEAN	SD	N	MEAN	SD
BUMTHANG	90.7	75.8	82.9	108	49.5	9.5	120	44.9	9.1	228	47.1	9.5
CHHUKHA	95.6	83.2	88.4	136	51.2	8.6	184	47.8	10.2	320	49.2	9.6
DAGANA	95.7	89.0	92.0	92	49.5	7.9	109	47.8	8.5	201	48.6	8.2
GASA	80.0	76.2	76.9	5	49.4	9.0	21	45.5	11.6	26	46.3	11.1
GELEPHU THROMDE	77.3	72.5	74.9	432	45.8	10.2	422	43.9	9.7	854	44.9	10.0
HAA	86.3	83.6	84.9	190	48.6	8.9	213	46.9	9.2	403	47.7	9.1
LHUEENTSE	91.5	89.0	90.0	59	49.2	8.4	91	49.4	8.8	150	49.3	8.6

DZONGKHAG / THROMDE	PASS %			F			M			TOTAL		
	F	M	TOT	N	MEAN	SD	N	MEAN	SD	N	MEAN	SD
MONGAR	79.3	75.1	77.3	323	45.9	10.3	297	44.6	9.9	620	45.3	10.1
PARO	87.2	85.8	86.6	588	49.1	10.4	557	47.7	9.5	1145	48.4	10.0
PEMAGATSHEL	87.9	86.5	87.2	157	50.3	10.2	148	48.9	9.9	305	49.6	10.1
PHUNTSHOLING THROMDE	82.7	78.6	81.0	294	47.9	10.8	201	45.4	9.5	495	46.9	10.3
PUNAKHA	98.1	93.1	95.7	430	57.4	10.2	403	53.3	10.4	833	55.4	10.5
SAMDRUP JONGKHAR	86.4	80.7	83.3	125	45.8	8.6	150	45.3	9.0	275	45.6	8.9
SAMDRUP JONGKHAR THROMDE	77.3	72.2	74.7	75	44.1	9.4	79	42.1	8.2	154	43.1	8.8
SAMTSE	96.7	87.4	91.7	123	51.9	9.0	143	48.8	10.0	266	50.2	9.7
SARPANG	92.6	90.5	91.5	95	51.2	9.2	116	49.6	9.7	211	50.3	9.5
THIMPHU THROMDE	86.5	79.1	83.1	1222	49.9	11.1	1015	46.3	10.5	2237	48.3	11.0
THIMPHU	76.9	75.4	76.2	169	44.9	10.2	142	43.5	8.6	311	44.3	9.5
TRASHIGANG	90.4	87.2	88.6	270	50.1	9.7	328	48.0	9.1	598	48.9	9.4
TRASHIYANGTSE	88.5	84.8	86.5	78	49.3	9.7	92	47.3	9.5	170	48.2	9.7
TRONGSA	81.3	72.9	77.2	64	47.0	11.4	59	42.9	8.1	123	45.0	10.1
TSIRANG	94.0	90.9	92.5	116	53.9	9.5	110	50.1	9.0	226	52.0	9.4
WANGDUE PHODRANG	96.8	84.2	90.5	94	51.7	8.4	95	47.8	8.8	189	49.7	8.8
ZHEMGANG	97.0	85.6	90.2	66	51.7	7.6	97	47.1	8.3	163	49.0	8.3

PHYSICS

The highest mean of 76.1 in Physics is secured by Punakha dzongkhag.

DZONGKHAG / THROMDE	PASS %			F			M			TOTAL		
	F	M	TOT	N	MEAN	SD	N	MEAN	SD	N	MEAN	SD
BUMTHANG	100.0	100.0	100.0	16	62.3	10.2	25	75.4	11.7	41	70.2	12.8
CHHUKHA	95.1	96.7	96.0	41	48.3	9.0	60	55.7	12.1	101	52.7	11.5
DAGANA	100.0	100.0	100.0	9	57.6	6.8	36	63.4	9.3	45	62.3	9.1
GASA												
GELEPHU THROMDE	98.5	97.8	98.1	65	60.9	11.7	92	63.5	13.6	157	62.5	12.9
HAA	97.1	100.0	98.9	35	59.5	15.1	55	69.3	11.9	90	65.5	14.0
LHUEBTSE	100.0	100.0	100.0	8	69.6	10.5	24	73.8	9.6	32	72.8	9.9
MONGAR	97.7	96.5	96.9	43	58.5	10.7	85	62.8	13.3	128	61.4	12.6
PARO	98.6	97.9	98.2	140	62.0	11.8	145	66.8	13.3	285	64.4	12.8
PEMAGATSHEL	100.0	98.6	99.1	42	63.6	5.9	69	65.1	11.6	111	64.5	9.8
PHUNTSHOLING THROMDE	98.1	100.0	99.0	54	57.6	13.2	51	59.2	11.9	105	58.4	12.6
PUNAKHA	100.0	100.0	100.0	117	73.6	12.2	130	78.3	10.1	247	76.1	11.4
SAMDRUP JONGKHAR	100.0	100.0	100.0	30	55.2	9.7	68	57.9	9.8	98	57.1	9.8
SAMDRUP JONGKHAR THROMDE	100.0	100.0	100.0	8	60.8	6.3	22	63.0	9.1	30	62.4	8.4
SAMTSE	95.8	95.9	95.9	48	56.2	11.7	73	60.7	13.7	121	58.9	13.1
SARPANG	100.0	100.0	100.0	13	60.5	8.3	28	65.9	12.6	41	64.1	11.6
THIMPHU THROMDE	99.2	97.8	98.6	257	64.3	11.2	229	66.6	13.1	486	65.4	12.2
THIMPHU	100.0	100.0	100.0	15	57.1	7.9	4	63.5	9.3	19	58.5	8.3
TRASHIGANG	100.0	98.2	98.8	89	59.7	10.5	166	64.8	12.5	255	63.0	12.1
TRASHIYANGTSE	100.0	100.0	100.0	26	60.2	10.7	37	69.9	9.8	63	65.9	11.2
TRONGSA	100.0	95.0	97.6	21	52.2	8.3	20	52.9	9.1	41	52.5	8.6
TSIRANG	100.0	100.0	100.0	20	61.9	8.6	29	65.4	10.8	49	64.0	10.0
WANGDUE PHODRANG	100.0	100.0	100.0	21	61.8	9.8	38	65.0	12.8	59	63.8	11.8
ZHEMGANG	100.0	100.0	100.0	21	60.6	9.3	30	64.3	9.1	51	62.8	9.3

CHEMISTRY

The highest mean of 67.3 in Chemistry is secured by Lhuentse dzongkhag.

DZONGKHAG / THROMDE	PASS %			F			M			TOTAL		
	F	M	TOT	N	MEAN	SD	N	MEAN	SD	N	MEAN	SD
BUMTHANG	93.8	100.0	97.6	16	52.8	8.0	25	63.6	9.1	41	59.4	10.1
CHHUKHA	58.5	71.7	66.3	41	40.9	9.9	60	45.2	11.6	101	43.5	11.1
DAGANA	100.0	97.2	97.8	9	50.4	8.3	36	53.5	10.8	45	52.9	10.4
GASA												
GELEPHU THROMDE	98.5	92.4	94.9	65	61.9	11.8	92	59.4	13.9	157	60.4	13.1
HAA	82.9	92.7	88.9	35	52.2	13.8	55	58.6	14.2	90	56.1	14.3
LHUEPSE	100.0	100.0	100.0	8	65.6	10.2	24	67.8	10.9	32	67.3	10.6
MONGAR	93.0	87.1	89.1	43	54.1	10.8	85	53.0	13.9	128	53.3	12.9
PARO	97.9	95.2	96.5	140	63.3	12.1	145	63.0	13.7	285	63.1	12.9
PEMAGATSHEL	97.6	88.4	91.9	42	58.9	6.9	69	55.4	14.5	111	56.7	12.2
PHUNTSOLING THROMDE	96.3	100.0	98.1	54	57.3	12.8	51	54.1	11.2	105	55.7	12.1
PUNAKHA	99.1	100.0	99.6	117	65.4	11.6	130	68.5	11.6	247	67.0	11.7
SAMDRUP JONGKHAR	96.7	97.1	96.9	30	51.3	8.7	68	52.1	8.9	98	51.8	8.8
SAMDRUP JONGKHAR THROMDE	100.0	90.9	93.3	8	59.5	5.8	22	55.2	9.8	30	56.4	9.0
SAMTSE	89.6	91.8	90.9	48	50.8	11.3	73	54.2	13.5	121	52.8	12.7
SARPANG	100.0	96.4	97.6	13	58.4	10.8	28	55.5	11.1	41	56.4	10.9
THIMPHU THROMDE	96.5	88.6	92.8	257	55.0	11.2	229	55.3	14.0	486	55.2	12.6
THIMPHU	93.3	100.0	94.7	15	46.8	5.6	4	51.8	9.7	19	47.8	6.6
TRASHIGANG	94.4	94.6	94.5	89	51.0	9.2	166	54.4	13.5	255	53.2	12.2
TRASHIYANGTSE	96.2	100.0	98.4	26	52.5	11.0	37	60.5	8.9	63	57.2	10.5
TRONGSA	90.5	75.0	82.9	21	49.7	8.0	20	42.5	8.3	41	46.2	8.8
TSIRANG	100.0	100.0	100.0	20	66.7	8.4	29	63.4	11.8	49	64.7	10.6
WANGDUE PHODRANG	95.2	97.4	96.6	21	56.3	10.6	38	58.1	11.8	59	57.5	11.4
ZHEMGANG	100.0	100.0	100.0	21	52.8	6.8	30	54.3	8.2	51	53.7	7.6

BIOLOGY

The highest mean of 76.1 in Biology is secured by Lhuentse dzongkhag.

DZONGKHAG / THROMDE	PASS %			F			M			TOTAL		
	F	M	TOT	N	MEAN	SD	N	MEAN	SD	N	MEAN	SD
BUMTHANG	100.0	100.0	100.0	16	63.3	10.3	7	73.0	4.4	23	66.2	9.9
CHHUKHA	90.0	100.0	94.9	30	55.2	12.5	29	63.1	12.4	59	59.1	13.0
DAGANA	100.0	100.0	100.0	6	63.0	7.9	11	62.9	7.1	17	62.9	7.2
GASA												
GELEPHU THROMDE	100.0	96.8	98.6	39	63.4	9.1	31	61.0	13.0	70	62.3	11.0
HAA	94.4	100.0	97.1	18	52.2	12.3	16	64.1	10.5	34	57.8	12.9
LHUEPSE	100.0	100.0	100.0	4	75.0	5.7	14	76.4	8.7	18	76.1	8.0
MONGAR	100.0	100.0	100.0	26	61.2	9.6	36	68.1	11.1	62	65.2	11.0
PARO	98.9	98.3	98.7	91	64.6	11.8	59	65.0	11.7	150	64.7	11.7
PEMAGATSHEL	100.0	100.0	100.0	25	66.7	6.1	15	66.3	11.0	40	66.6	8.1
PHUNTSOLING THROMDE	100.0	100.0	100.0	37	61.2	10.0	12	55.0	10.0	49	59.7	10.2
PUNAKHA	100.0	100.0	100.0	71	73.0	9.5	20	78.0	7.0	91	74.1	9.2
SAMDRUP JONGKHAR	100.0	100.0	100.0	14	63.7	8.3	21	68.1	7.0	35	66.4	7.7
SAMDRUP JONGKHAR THROMDE	100.0	100.0	100.0	5	64.2	7.8	6	63.5	12.7	11	63.8	10.3
SAMTSE	100.0	96.0	98.1	29	59.2	9.3	25	66.5	10.6	54	62.6	10.5
SARPANG	100.0	100.0	100.0	9	58.1	7.6	8	55.8	7.6	17	57.0	7.4
THIMPHU THROMDE	99.4	98.8	99.2	179	65.2	10.9	83	64.6	12.3	262	65.0	11.3

DZONGKHAG / THROMDE	PASS %			F			M			TOTAL		
	F	M	TOT	N	MEAN	SD	N	MEAN	SD	N	MEAN	SD
THIMPHU	100.0	100.0	100.0	13	54.8	8.7	1	44.0		14	54.1	8.9
TRASHIGANG	100.0	100.0	100.0	51	65.8	9.2	51	69.0	10.8	102	67.4	10.1
TRASHIYANGTSE	100.0	100.0	100.0	20	55.6	9.9	16	63.3	8.4	36	59.0	9.9
TRONGSA	92.9	75.0	88.9	14	51.0	9.2	4	39.5	8.7	18	48.4	10.1
TSIRANG	100.0	100.0	100.0	19	66.5	8.4	11	67.8	10.8	30	67.0	9.2
WANGDUE PHODRANG	100.0	100.0	100.0	9	62.1	8.8	12	56.3	8.7	21	58.8	9.0
ZHEMGANG	100.0	100.0	100.0	12	67.8	8.6	10	65.8	4.0	22	66.9	6.8

MATHEMATICS

The highest mean of 84.0 in Mathematics is secured by Lhuentse dzongkhag.

DZONGKHAG / THROMDE	PASS %			F			M			TOTAL		
	F	M	TOT	N	MEAN	SD	N	MEAN	SD	N	MEAN	SD
BUMTHANG	50.0	100.0	88.9	6	44.5	25.6	21	78.7	16.9	27	71.1	23.6
CHHUKHA	92.9	88.2	89.6	14	54.2	11.7	34	61.4	19.1	48	59.3	17.4
DAGANA	33.3	88.0	82.1	3	41.7	22.0	25	59.2	16.2	28	57.3	17.3
GASA												
GELEPHU THROMDE	96.4	90.2	92.1	28	69.9	17.7	61	72.2	21.7	89	71.5	20.5
HAA	100.0	97.4	98.3	19	70.0	17.4	39	69.9	18.7	58	69.9	18.2
LHUELTSE	100.0	100.0	100.0	4	85.8	9.7	10	83.3	9.5	14	84.0	9.2
MONGAR	100.0	83.7	87.9	17	68.2	15.4	49	67.0	22.3	66	67.3	20.6
PARO	100.0	95.6	97.3	57	74.1	14.0	90	77.3	17.9	147	76.1	16.5
PEMAGATSHEL	100.0	85.2	88.7	17	71.3	12.3	54	65.1	23.1	71	66.6	21.1
PHUNTSHOLING THROMDE	96.7	93.5	94.7	30	70.7	20.4	46	70.7	18.2	76	70.7	18.9
PUNAKHA	100.0	100.0	100.0	60	76.6	15.4	112	83.0	13.5	172	80.7	14.5
SAMDRUP JONGKHAR	93.8	87.2	88.9	16	59.4	14.0	47	56.7	17.4	63	57.4	16.5
SAMDRUP JONGKHAR THROMDE	100.0	100.0	100.0	3	64.7	18.0	16	71.6	11.5	19	70.5	12.4
SAMTSE	90.9	88.5	89.2	22	59.0	16.8	52	63.2	20.7	74	61.9	19.6
SARPANG	75.0	90.0	87.5	4	42.8	16.9	20	65.7	20.7	24	61.9	21.6
THIMPHU THROMDE	93.5	92.1	92.7	138	64.4	17.7	165	69.0	19.6	303	66.9	18.9
THIMPHU	100.0	100.0	100.0	10	60.0	12.9	4	74.0	6.7	14	64.0	13.0
TRASHIGANG	84.2	89.6	88.2	38	62.4	18.0	115	65.7	20.2	153	64.9	19.7
TRASHIYANGTSE	100.0	100.0	100.0	6	68.7	16.4	21	74.0	10.1	27	72.9	11.6
TRONGSA	71.4	75.0	73.9	7	46.6	13.9	16	45.8	13.9	23	46.0	13.6
TSIRANG	100.0	100.0	100.0	2	79.5	2.1	18	76.6	13.5	20	76.9	12.8
WANGDUE PHODRANG	84.6	78.6	80.5	13	54.8	18.0	28	64.8	22.6	41	61.7	21.5
ZHEMGANG	100.0	95.0	96.6	9	72.7	7.3	20	63.5	15.0	29	66.3	13.7

BUSINESS MATHEMATICS

The highest mean of 65.7 in Business Mathematics is secured by Haa dzongkhag.

DZONGKHAG / THROMDE	PASS %			F			M			TOTAL		
	F	M	TOT	N	MEAN	SD	N	MEAN	SD	N	MEAN	SD
BUMTHANG	78.4	71.0	74.3	51	56.6	18.4	62	55.2	23.0	113	55.9	21.0
CHHUKHA	59.7	61.9	61.0	62	45.1	17.8	84	45.7	18.1	146	45.5	17.9
DAGANA	81.8	50.0	66.7	33	47.9	16.6	30	43.6	18.5	63	45.9	17.5
GASA		25.0	25.0				8	28.0	9.9	8	28.0	9.9
GELEPHU THROMDE	56.9	71.7	64.0	197	46.6	21.5	184	56.1	23.0	381	51.2	22.7
HAA	96.7	89.1	92.9	92	67.3	17.0	92	64.0	19.8	184	65.7	18.4
LHUELTSE	94.3	97.5	96.0	35	62.0	15.5	40	65.7	17.3	75	64.0	16.5

DZONGKHAG / THROMDE	PASS %			F			M			TOTAL		
	F	M	TOT	N	MEAN	SD	N	MEAN	SD	N	MEAN	SD
MONGAR	65.0	75.3	69.5	123	48.8	19.7	97	51.4	19.9	220	49.9	19.8
PARO	79.5	78.9	79.2	268	54.0	19.5	261	56.9	21.3	529	55.4	20.4
PEMAGATSHEL	87.8	86.5	87.3	74	57.4	17.0	52	54.3	15.6	126	56.2	16.5
PHUNTSROLING THROMDE	56.6	65.0	59.8	159	43.9	18.1	100	49.5	19.8	259	46.0	18.9
PUNAKHA	85.0	81.6	83.3	147	60.6	19.6	141	64.0	23.5	288	62.2	21.6
SAMDRUP JONGKHAR	79.3	86.1	83.1	29	54.0	16.8	36	55.0	16.4	65	54.5	16.5
SAMDRUP JONGKHAR THROMDE	87.1	91.7	89.1	31	58.9	18.3	24	61.9	16.6	55	60.2	17.5
SAMTSE	66.7	62.5	64.3	36	49.4	16.1	48	47.1	22.2	84	48.1	19.7
SARPANG	51.4	85.2	65.6	37	44.2	18.1	27	59.0	18.6	64	50.4	19.6
THIMPHU THROMDE	63.5	62.6	63.1	622	46.5	19.2	548	47.9	20.7	1170	47.1	19.9
THIMPHU	79.8	84.4	82.2	84	56.8	19.5	90	64.6	21.1	174	60.8	20.7
TRASHIGANG	71.8	69.5	70.8	124	48.0	17.2	95	48.7	16.2	219	48.3	16.7
TRASHIYANGTSE	80.6	80.0	80.3	31	49.0	14.5	35	52.7	15.4	66	51.0	15.0
TRONGSA	60.0	25.9	42.3	25	44.7	16.4	27	33.1	12.7	52	38.7	15.6
TSIRANG	64.5	69.4	67.2	31	48.1	16.6	36	48.0	19.0	67	48.0	17.8
WANGDUE PHODRANG	75.6	74.4	75.0	45	53.2	18.2	39	54.6	22.3	84	53.9	20.1
ZHEMGANG	88.2	87.5	87.8	17	52.9	13.0	32	56.7	16.8	49	55.4	15.5

ECONOMICS

The highest mean of 52.8 in Economics is secured by Punakha dzongkhag.

DZONGKHAG / THROMDE	PASS %			F			M			TOTAL		
	F	M	TOT	N	MEAN	SD	N	MEAN	SD	N	MEAN	SD
BUMTHANG	87.9	94.5	90.9	66	50.7	12.2	55	54.2	10.6	121	52.3	11.6
CHHUKHA	93.2	74.5	82.7	74	53.0	9.7	94	48.0	12.6	168	50.2	11.7
DAGANA	78.3	77.9	78.1	83	45.4	9.6	68	43.8	10.2	151	44.7	9.8
GASA	75.0	40.0	47.4	4	45.8	16.5	15	36.1	12.2	19	38.1	13.3
GELEPHU THROMDE	50.0	57.3	53.1	306	38.9	15.0	225	42.4	15.5	531	40.4	15.3
HAA	83.2	79.2	81.2	101	53.5	14.5	106	49.9	14.2	207	51.7	14.4
LHUEYNTSE	85.1	85.7	85.4	47	49.7	10.7	56	53.3	12.8	103	51.7	11.9
MONGAR	70.1	79.2	74.2	174	45.5	14.7	144	49.1	14.9	318	47.1	14.9
PARO	67.7	63.1	65.5	334	44.9	13.8	295	43.7	15.1	629	44.3	14.5
PEMAGATSHEL	73.2	70.2	71.9	82	45.2	12.2	57	40.6	11.6	139	43.3	12.1
PHUNTSROLING THROMDE	41.1	50.0	44.0	163	34.9	15.3	78	38.6	17.5	241	36.1	16.1
PUNAKHA	89.0	89.6	89.3	100	53.3	12.7	77	52.1	12.0	177	52.8	12.4
SAMDRUP JONGKHAR	70.8	79.6	74.6	72	44.5	11.5	54	48.2	11.1	126	46.1	11.4
SAMDRUP JONGKHAR THROMDE	66.7	72.5	69.1	54	45.9	15.3	40	46.0	13.1	94	46.0	14.3
SAMTSE	65.9	67.4	66.7	44	43.8	14.2	43	42.8	12.9	87	43.3	13.5
SARPANG	68.2	78.0	72.9	44	44.7	11.8	41	45.9	12.0	85	45.3	11.9
THIMPHU THROMDE	70.7	62.0	67.0	692	44.7	12.4	505	42.7	14.0	1197	43.8	13.1
THIMPHU	70.1	76.7	73.2	97	45.1	13.9	86	46.8	12.7	183	45.9	13.4
TRASHIGANG	81.7	86.5	83.9	153	50.5	13.4	126	49.8	12.3	279	50.2	12.9
TRASHIYANGTSE	83.9	71.4	77.3	31	52.6	13.1	35	46.0	13.7	66	49.1	13.8
TRONGSA	83.3	56.4	69.3	36	48.5	12.3	39	45.0	14.0	75	46.7	13.2
TSIRANG	88.5	81.5	85.3	96	51.7	10.9	81	48.8	11.5	177	50.4	11.2
WANGDUE PHODRANG	95.9	87.1	92.5	49	53.7	9.1	31	49.0	11.9	80	51.9	10.5
ZHEMGANG	88.1	78.3	83.0	42	47.6	9.5	46	46.5	10.6	88	47.1	10.0

COMMERCE

The highest mean of 58.1 in Commerce is secured by Lhuentse dzongkhag.

DZONGKHAG / THROMDE	PASS %			F			M			TOTAL		
	F	M	TOT	N	MEAN	SD	N	MEAN	SD	N	MEAN	SD
BUMTHANG	88.6	78.3	82.7	35	52.4	12.0	46	51.0	14.5	81	51.6	13.4
CHHUKHA	84.8	69.8	76.1	46	51.3	11.3	63	46.4	12.0	109	48.5	11.9
DAGANA	86.2	90.0	88.1	29	51.2	10.1	30	47.9	9.7	59	49.5	9.9
GASA												
GELEPHU THROMDE	65.2	69.5	67.4	161	45.2	14.8	164	46.8	15.0	325	46.0	14.9
HAA	84.2	78.5	81.3	76	53.0	14.2	79	51.7	16.2	155	52.4	15.2
LHUEENTSE	93.8	100.0	97.6	16	53.9	12.0	26	60.7	9.9	42	58.1	11.1
MONGAR	84.0	76.9	80.8	81	51.7	14.4	65	49.8	17.0	146	50.9	15.6
PARO	66.7	65.5	66.1	216	45.8	14.8	220	45.6	16.6	436	45.7	15.7
PEMAGATSHEL	73.8	63.2	70.5	42	48.4	13.3	19	47.4	11.4	61	48.1	12.7
PHUNTSOLING THROMDE	59.0	66.7	62.1	134	43.4	15.2	93	47.0	18.1	227	44.9	16.5
PUNAKHA	91.4	85.8	88.6	116	52.6	12.7	120	50.5	12.8	236	51.5	12.8
SAMDRUP JONGKHAR	75.0	75.0	75.0	16	48.5	11.7	24	46.6	10.4	40	47.4	10.8
SAMDRUP JONGKHAR THROMDE	88.9	87.5	88.2	18	54.2	12.1	16	50.3	10.6	34	52.4	11.4
SAMTSE	82.8	81.0	81.7	29	52.3	12.7	42	48.5	13.3	71	50.0	13.1
SARPANG	81.8	90.5	86.0	22	50.2	13.2	21	51.6	10.6	43	50.9	11.9
THIMPHU THROMDE	72.0	68.6	70.4	489	47.6	15.5	437	45.2	14.8	926	46.5	15.2
THIMPHU	68.8	76.8	73.0	77	44.8	17.0	82	46.5	13.9	159	45.7	15.5
TRASHIGANG	75.4	68.5	72.1	57	46.5	12.7	54	45.9	12.6	111	46.2	12.6
TRASHIYANGTSE	80.0	38.1	58.5	20	45.0	9.9	21	35.1	9.4	41	39.9	10.8
TRONGSA	70.6	63.2	66.7	17	45.8	13.5	19	39.7	9.8	36	42.6	11.9
TSIRANG	84.6	100.0	95.5	13	57.4	13.0	31	57.9	10.1	44	57.7	10.8
WANGDUE PHODRANG	91.7	83.3	87.9	36	51.4	11.7	30	48.7	12.1	66	50.2	11.9
ZHEMGANG	90.9	76.5	82.1	11	51.8	11.1	17	45.6	13.1	28	48.1	12.5

ACCOUNTANCY

The highest mean of 70.8 in Accountancy is secured by Punakha dzongkhag.

DZONGKHAG / THROMDE	PASS %			F			M			TOTAL		
	F	M	TOT	N	MEAN	SD	N	MEAN	SD	N	MEAN	SD
BUMTHANG	100.0	87.0	92.6	35	62.7	15.2	46	56.7	17.6	81	59.3	16.8
CHHUKHA	91.3	90.5	90.8	46	52.5	11.3	63	50.8	11.2	109	51.5	11.2
DAGANA	100.0	83.3	91.5	29	55.0	9.4	30	49.1	15.8	59	52.0	13.3
GASA												
GELEPHU THROMDE	85.1	89.0	87.1	161	55.1	15.5	164	58.5	16.5	325	56.8	16.1
HAA	100.0	93.7	96.8	76	68.9	13.0	79	67.9	16.9	155	68.4	15.1
LHUEENTSE	100.0	96.2	97.6	16	62.1	10.6	26	61.3	15.6	42	61.6	13.7
MONGAR	75.3	64.6	70.5	81	53.9	20.0	65	51.9	21.2	146	53.0	20.5
PARO	91.5	81.1	86.3	213	55.0	13.9	217	55.4	17.6	430	55.2	15.9
PEMAGATSHEL	95.2	94.7	95.1	42	60.0	15.3	19	62.4	17.3	61	60.7	15.8
PHUNTSOLING THROMDE	76.1	74.2	75.3	134	48.3	13.7	93	52.3	19.0	227	50.0	16.1
PUNAKHA	98.3	96.7	97.5	116	70.7	14.2	120	71.0	16.5	236	70.8	15.4
SAMDRUP JONGKHAR	93.8	95.7	94.9	16	54.5	12.8	23	55.6	11.2	39	55.1	11.8
SAMDRUP JONGKHAR THROMDE	94.4	93.8	94.1	18	61.6	14.0	16	53.8	15.1	34	57.9	14.8
SAMTSE	100.0	78.6	87.3	29	57.3	10.3	42	51.4	15.3	71	53.8	13.7
SARPANG	68.2	81.0	74.4	22	45.2	11.4	21	50.4	15.5	43	47.8	13.6
THIMPHU THROMDE	78.2	66.9	72.9	487	50.6	15.2	435	48.0	17.9	922	49.3	16.5

DZONGKHAG / THROMDE	PASS %			F			M			TOTAL		
	F	M	TOT	N	MEAN	SD	N	MEAN	SD	N	MEAN	SD
THIMPHU	90.9	92.7	91.8	77	68.3	18.4	82	69.9	19.5	159	69.1	18.9
TRASHIGANG	84.2	64.8	74.8	57	49.7	12.1	54	45.5	14.3	111	47.6	13.3
TRASHIYANGTSE	100.0	81.0	90.2	20	54.8	9.2	21	51.4	11.9	41	53.0	10.7
TRONGSA	82.4	73.7	77.8	17	46.4	9.2	19	46.5	13.5	36	46.4	11.5
TSIRANG	100.0	100.0	100.0	13	70.6	7.6	31	67.9	14.3	44	68.7	12.7
WANGDUE PHODRANG	97.2	76.7	87.9	36	52.1	10.3	30	53.5	17.7	66	52.8	14.0
ZHEMGANG	100.0	88.2	92.9	11	50.2	6.4	17	53.3	12.5	28	52.1	10.5

HISTORY (NEW CURRICULUM)

The highest mean of 67.6 in History New curriculum is secured by Tsirang dzongkhag.

DZONGKHAG / THROMDE	PASS %			F			M			TOTAL		
	F	M	TOT	N	MEAN	SD	N	MEAN	SD	N	MEAN	SD
BUMTHANG	95.6	94.7	95.2	45	62.2	14.0	38	62.0	14.8	83	62.1	14.3
CHHUKHA	100.0	96.7	98.1	48	56.3	9.8	60	57.5	10.5	108	57.0	10.1
DAGANA	100.0	100.0	100.0	51	57.9	6.6	40	59.2	8.4	91	58.5	7.4
GASA	100.0	100.0	100.0	4	63.5	4.4	16	60.4	6.5	20	61.1	6.2
GELEPHU THROMDE	87.4	92.3	89.4	151	49.9	9.6	104	50.0	9.0	255	50.0	9.3
HAA	91.8	89.8	90.8	49	48.6	8.4	49	50.1	8.3	98	49.3	8.3
LHUENTSE	100.0	100.0	100.0	30	64.9	8.3	22	68.0	8.2	52	66.2	8.3
MONGAR	92.1	96.3	93.8	151	55.2	11.9	108	57.8	11.0	259	56.3	11.6
PARO	83.9	89.9	86.5	180	48.6	10.6	139	51.7	10.6	319	50.0	10.7
PEMAGATSHEL	98.1	100.0	98.9	53	57.2	11.6	34	57.4	10.1	87	57.3	11.0
PHUNTSOLING THROMDE	84.4	79.5	82.8	77	47.7	11.3	39	46.9	11.4	116	47.4	11.3
PUNAKHA	98.6	100.0	99.2	146	58.4	10.0	116	60.2	9.0	262	59.2	9.6
SAMDRUP JONGKHAR	100.0	100.0	100.0	59	51.6	6.3	47	53.6	9.8	106	52.5	8.1
SAMDRUP JONGKHAR THROMDE	95.5	95.2	95.3	22	49.8	8.0	21	51.9	8.9	43	50.8	8.4
SAMTSE	97.7	100.0	98.5	43	56.8	8.9	25	57.4	9.4	68	57.0	9.0
SARPANG	98.3	96.9	97.6	59	57.9	9.3	65	58.6	11.1	124	58.3	10.2
THIMPHU THROMDE	90.1	91.7	90.8	263	54.3	12.9	181	53.4	11.3	444	54.0	12.3
THIMPHU	84.7	94.1	88.2	59	51.8	11.3	34	50.6	9.0	93	51.4	10.5
TRASHIGANG	96.9	97.1	97.0	64	54.5	9.7	68	54.0	9.1	132	54.2	9.4
TRASHIYANGTSE	100.0	100.0	100.0	21	58.8	9.0	20	64.6	9.7	41	61.6	9.7
TRONGSA	100.0	100.0	100.0	18	60.5	8.7	15	59.1	11.0	33	59.8	9.7
TSIRANG	100.0	100.0	100.0	81	68.5	8.2	48	65.9	9.9	129	67.6	8.9
WANGDUE PHODRANG	100.0	100.0	100.0	36	64.8	8.5	26	62.1	7.4	62	63.7	8.1
ZHEMGANG	100.0	100.0	100.0	33	60.1	7.5	38	62.6	8.7	71	61.4	8.2

HISTORY (OLD CURRICULUM)

The highest mean of 70.3 in History Old curriculum is secured by Tsirang dzongkhag.

DZONGKHAG / THROMDE	PASS %			F			M			TOTAL		
	F	M	TOT	N	MEAN	SD	N	MEAN	SD	N	MEAN	SD
BUMTHANG	91.7	80.0	86.4	12	58.8	14.0	10	58.5	17.5	22	58.7	15.3
CHHUKHA	100.0	100.0	100.0	1	71.0		1	41.0		2	56.0	21.2
DAGANA	66.7	33.3	50.0	3	45.3	9.3	3	37.3	3.2	6	41.3	7.6
GASA												
GELEPHU THROMDE	80.0	96.5	89.2	45	51.0	16.2	57	58.2	12.3	102	55.0	14.5
HAA	88.0	88.9	88.5	25	53.8	14.9	27	57.6	15.3	52	55.8	15.1
LHUENTSE	100.0		100.0	1	49.0					1	49.0	

DZONGKHAG / THROMDE	PASS %			F			M			TOTAL		
	F	M	TOT	N	MEAN	SD	N	MEAN	SD	N	MEAN	SD
MONGAR	68.0	86.7	78.2	25	48.3	17.1	30	56.6	14.4	55	52.8	16.1
PARO	89.6	75.5	82.5	48	54.2	11.9	49	53.6	16.5	97	53.9	14.3
PEMAGATSHEL	25.0	50.0	33.3	4	29.3	21.9	2	37.0	24.0	6	31.8	20.5
PHUNTSHOLING THROMDE	60.7	72.2	65.2	28	42.9	16.4	18	47.7	15.1	46	44.7	15.9
PUNAKHA	96.6	95.8	96.2	29	59.4	11.5	24	66.2	13.9	53	62.5	13.0
SAMDRUP JONGKHAR	0.0	50.0	16.7	8	21.0	8.6	4	36.0	7.3	12	26.0	10.8
SAMDRUP JONGKHAR THROMDE	90.9	76.5	84.6	22	56.4	12.9	17	51.4	15.5	39	54.2	14.1
SAMTSE	33.3	50.0	40.0	3	22.7	22.8	2	35.5	38.9	5	27.8	26.2
SARPANG	0.0	100.0	66.7	1	26.0		2	49.5	4.9	3	41.7	14.0
THIMPHU THROMDE	81.4	93.7	86.6	86	53.2	15.4	63	57.5	12.9	149	55.0	14.5
THIMPHU	92.3	88.2	90.0	13	51.1	13.9	17	53.9	13.6	30	52.7	13.6
TRASHIGANG	40.0	80.0	50.0	15	33.7	16.3	5	50.8	15.2	20	38.0	17.3
TRASHIYANGTSE												
TRONGSA	0.0	0.0	0.0	7	17.6	4.7	1	34.0		8	19.6	7.3
TSIRANG	100.0	100.0	100.0	2	70.0	8.5	2	70.5	16.3	4	70.3	10.6
WANGDUE PHODRANG	100.0	100.0	100.0	1	41.0		1	58.0		2	49.5	12.0
ZHEMGANG	100.0	100.0	100.0	1	40.0		2	66.0	7.1	3	57.3	15.8

GEOGRAPHY

The highest mean of 61.6 in Geography is secured by Tashiyangtse dzongkhag.

DZONGKHAG / THROMDE	PASS %			F			M			TOTAL		
	F	M	TOT	N	MEAN	SD	N	MEAN	SD	N	MEAN	SD
BUMTHANG	100.0	98.0	99.1	57	59.2	7.6	49	59.6	7.9	106	59.4	7.7
CHHUKHA	98.0	100.0	99.1	49	55.6	7.0	61	58.5	6.3	110	57.2	6.8
DAGANA	100.0	100.0	100.0	54	56.2	6.0	43	58.0	6.3	97	57.0	6.2
GASA	100.0	100.0	100.0	5	55.6	4.9	21	53.9	6.2	26	54.2	6.0
GELEPHU THROMDE	95.1	96.4	95.7	206	51.8	9.0	166	54.2	8.6	372	52.9	8.9
HAA	97.5	100.0	98.7	79	56.0	7.5	79	57.3	6.7	158	56.6	7.1
LHUENTSE	100.0	100.0	100.0	35	58.5	6.3	41	60.0	5.8	76	59.3	6.0
MONGAR	98.5	99.3	98.8	199	55.8	8.9	147	60.2	8.5	346	57.7	9.0
PARO	96.1	97.9	96.9	232	52.7	8.7	192	55.2	8.5	424	53.8	8.7
PEMAGATSHEL	95.9	100.0	97.7	73	55.0	9.0	60	53.9	6.0	133	54.5	7.8
PHUNTSHOLING THROMDE	98.1	94.7	96.9	106	52.2	9.0	57	54.3	9.2	163	53.0	9.1
PUNAKHA	100.0	100.0	100.0	197	59.5	7.5	153	60.8	7.6	350	60.0	7.6
SAMDRUP JONGKHAR	97.5	100.0	98.5	79	55.8	8.4	58	60.3	7.0	137	57.7	8.1
SAMDRUP JONGKHAR THROMDE	98.0	100.0	98.9	49	54.1	7.6	41	54.2	8.1	90	54.1	7.8
SAMTSE	95.7	96.4	95.9	46	55.4	7.6	28	55.0	7.6	74	55.3	7.6
SARPANG	100.0	100.0	100.0	60	57.5	6.2	67	58.7	6.6	127	58.1	6.4
THIMPHU THROMDE	95.4	96.3	95.8	476	52.5	9.0	349	53.0	8.9	825	52.7	8.9
THIMPHU	94.8	98.2	96.2	77	52.2	8.4	56	55.1	8.4	133	53.4	8.5
TRASHIGANG	100.0	100.0	100.0	124	57.2	8.7	108	58.7	8.5	232	57.9	8.6
TRASHIYANGTSE	100.0	100.0	100.0	32	59.3	7.3	34	63.8	7.4	66	61.6	7.7
TRONGSA	100.0	100.0	100.0	26	53.7	8.9	20	54.8	7.6	46	54.2	8.3
TSIRANG	100.0	100.0	100.0	83	61.0	6.2	50	61.2	6.3	133	61.1	6.2
WANGDUE PHODRANG	100.0	100.0	100.0	37	57.9	5.6	27	56.3	5.1	64	57.3	5.4
ZHEMGANG	100.0	100.0	100.0	34	59.3	5.5	50	60.8	6.5	84	60.2	6.1

DZONGKHA RIGZHUNG

The highest mean of 75.9 in Dzongkha Rigzhung is secured by Lhuentse dzongkhag.

DZONGKHAG / THROMDE	PASS %			F			M			TOTAL		
	F	M	TOT	N	MEAN	SD	N	MEAN	SD	N	MEAN	SD
BUMTHANG	100	100	100	14	72.4	5.6	6	67.8	17.8	20	71.0	10.4
CHHUKHA												
DAGANA	100	100	100	6	69.3	6.1	8	70.9	5.8	14	70.2	5.7
GASA	100	100	100	1	74.0		5	62.6	9.4	6	64.5	9.6
GELEPHU THROMDE	100	100	100	16	61.2	7.8	17	57.2	11.0	33	59.1	9.7
HAA	100	100	100	27	66.0	9.9	11	60.2	9.0	38	64.3	9.9
LHUEMSE	100	100	100	4	71.5	8.3	19	76.8	7.3	23	75.9	7.6
MONGAR	100	100	100	65	67.4	7.5	21	70.7	9.1	86	68.2	8.0
PARO	98.0	100	98.6	49	59.3	9.5	24	61.6	10.7	73	60.1	9.9
PEMAGATSHEL	100		100	1	63.0					1	63.0	
PHUNTSOLING THROMDE	100	100	100	16	61.2	11.7	8	71.1	8.2	24	64.5	11.5
PUNAKHA	100	100	100	36	69.9	10.9	31	68.9	8.3	67	69.4	9.7
SAMDRUP JONGKHAR												
SAMDRUP JONGKHAR THROMDE	100	100	100	8	67.5	5.5	4	61.0	12.7	12	65.3	8.6
SAMTSE	100	100	100	3	69.0	14.2	5	67.8	11.5	8	68.3	11.5
SARPANG												
THIMPHU THROMDE	100	100	100	91	61.2	10.3	60	61.1	11.2	151	61.1	10.6
THIMPHU	100	100	100	32	63.1	11.5	7	69.6	7.2	39	64.2	11.1
TRASHIGANG	100	100	100	12	66.3	8.0	25	68.8	8.1	37	68.0	8.0
TRASHIYANGTSE												
TRONGSA												
TSIRANG	100	100	100	8	57.6	5.9	4	65.8	11.9	12	60.3	8.8
WANGDUE PHODRANG	100	100	100	1	74.0		2	65.5	6.4	3	68.3	6.7
ZHEMGANG	100	100	100	10	72.1	11.7	24	75.4	7.1	34	74.4	8.6

MEDIA STUDIES

The highest mean of 81.1 in Media Studies is secured by Tsirang dzongkhag.

DZONGKHAG / THROMDE	PASS %			F			M			TOTAL		
	F	M	TOT	N	MEAN	SD	N	MEAN	SD	N	MEAN	SD
BUMTHANG	100.0	100.0	100.0	14	77.4	6.5	9	70.1	4.3	23	74.5	6.7
CHHUKHA	100.0	100.0	100.0	13	79.1	5.4	23	77.2	5.3	36	77.9	5.3
DAGANA	100.0	100.0	100.0	36	73.7	5.3	31	72.9	4.8	67	73.3	5.1
GASA												
GELEPHU THROMDE	100.0	100.0	100.0	30	74.6	4.2	18	70.2	3.5	48	73.0	4.5
HAA	100.0	100.0	100.0	14	71.1	6.4	20	70.1	4.5	34	70.5	5.3
LHUEMSE												
MONGAR	100.0	100.0	100.0	47	69.0	7.4	42	71.3	7.6	89	70.1	7.5
PARO	100.0	100.0	100.0	17	70.6	5.1	18	71.6	4.7	35	71.1	4.8
PEMAGATSHEL	100.0	100.0	100.0	16	67.6	6.6	16	67.4	3.8	32	67.5	5.3
PHUNTSOLING THROMDE	100.0	100.0	100.0	23	69.0	7.2	11	71.2	2.7	34	69.7	6.1
PUNAKHA	100.0	100.0	100.0	72	75.8	5.1	44	74.5	5.3	116	75.3	5.2
SAMDRUP JONGKHAR	100.0	100.0	100.0	25	71.1	5.5	15	72.7	4.7	40	71.7	5.2
SAMDRUP JONGKHAR THROMDE	100.0	100.0	100.0	4	76.0	5.2	10	70.5	3.8	14	72.1	4.8
SAMTSE	100.0	100.0	100.0	26	72.0	5.1	10	70.8	4.3	36	71.6	4.9
SARPANG	100.0	100.0	100.0	14	73.1	5.1	9	74.1	3.9	23	73.5	4.6
THIMPHU THROMDE	100.0	100.0	100.0	121	70.9	7.3	90	69.3	8.7	211	70.2	7.9

DZONGKHAG / THROMDE	PASS %			F			M			TOTAL		
	F	M	TOT	N	MEAN	SD	N	MEAN	SD	N	MEAN	SD
THIMPHU	100.0	100.0	100.0	10	70.9	3.7	16	68.7	4.1	26	69.5	4.1
TRASHIGANG	100.0	100.0	100.0	21	70.7	5.0	20	70.1	6.2	41	70.4	5.6
TRASHIYANGTSE	100.0	100.0	100.0	21	75.8	4.9	20	77.0	5.0	41	76.3	4.9
TRONGSA	100.0	100.0	100.0	18	68.2	8.7	11	69.6	5.9	29	68.7	7.7
TSIRANG	100.0	100.0	100.0	19	80.9	3.9	8	81.6	5.0	27	81.1	4.2
WANGDUE PHODRANG	100.0	100.0	100.0	13	74.4	4.9	10	74.6	4.2	23	74.5	4.5
ZHEMGANG	100.0	100.0	100.0	11	74.0	4.3	9	75.2	5.6	20	74.6	4.9

AGRICULTURE FOR FOOD SECURITY

The highest mean of 80.9 in Agriculture for Food Security is secured by Lhuentse dzongkhag.

DZONGKHAG / THROMDE	PASS %			F			M			TOTAL		
	F	M	TOT	N	MEAN	SD	N	MEAN	SD	N	MEAN	SD
BUMTHANG												
CHHUKHA	0.0	100.0	100.0	8	71.9	2.7	7	71.9	3.6	15	71.9	3.0
DAGANA	0.0	100.0	100.0	5	77.6	3.1	22	76.4	3.1	27	76.6	3.1
GASA												
GELEPHU THROMDE	0.0	100.0	100.0	5	74.0	8.2	20	73.4	7.5	25	73.5	7.5
HAA		100.0	100.0				1	75.0		1	75.0	
LHUELTSE	0.0	100.0	100.0	7	82.4	6.7	10	79.8	6.4	17	80.9	6.4
MONGAR	0.0	100.0	100.0	15	76.9	4.4	7	74.4	4.8	22	76.1	4.6
PARO	0.0	100.0	100.0	3	67.0	7.0	2	66.5	3.5	5	66.8	5.3
PEMAGATSHEL	40.0	100.0	87.5	7	56.7	25.6	9	74.3	3.3	16	66.6	18.7
PHUNTSHOLING THROMDE												
PUNAKHA												
SAMDRUP JONGKHAR												
SAMDRUP JONGKHAR THROMDE	0.0		100.0	2	65.0	5.7				2	65.0	5.7
SAMTSE	0.0	100.0	100.0	8	75.1	2.0	3	72.0	2.6	11	74.3	2.5
SARPANG	0.0	100.0	100.0	9	68.6	6.8	13	70.5	5.3	22	69.7	5.9
THIMPHU THROMDE												
THIMPHU												
TRASHIGANG		100.0	100.0				1	68.0		1	68.0	
TRASHIYANGTSE	0.0	100.0	100.0	19	77.6	5.5	13	74.7	3.1	32	76.4	4.9
TRONGSA												
TSIRANG												
WANGDUE PHODRANG												
ZHEMGANG												

COMPUTER STUDIES

The highest mean of 75.0 in Computer Studies is secured by Samtse dzongkhag.

DZONGKHAG / THROMDE	PASS %			F			M			TOTAL		
	F	M	TOT	N	MEAN	SD	N	MEAN	SD	N	MEAN	SD
BUMTHANG	100.0	100.0	100.0	2	59.0	0.0	12	57.7	10.2	14	57.9	9.4
CHHUKHA												
DAGANA												
GASA												
GELEPHU THROMDE	100.0	100.0	100.0	11	54.1	7.1	16	55.0	7.4	27	54.6	7.2
HAA	83.3	100.0	96.0	6	51.0	12.4	19	57.3	10.5	25	55.8	11.1

DZONGKHAG / THROMDE	PASS %			F			M			TOTAL		
	F	M	TOT	N	MEAN	SD	N	MEAN	SD	N	MEAN	SD
LHUMENTSE												
MONGAR	92.9	100.0	95.8	14	52.6	9.3	10	54.0	8.4	24	53.2	8.8
PARO	86.3	89.7	88.2	51	53.1	12.2	68	57.0	13.6	119	55.3	13.1
PEMAGATSHEL												
PHUNTSOLING THROMDE	88.5	88.6	88.5	52	51.5	12.3	44	55.1	12.0	96	53.2	12.2
PUNAKHA	88.9	100.0	94.6	18	60.3	13.4	19	65.1	10.1	37	62.7	11.9
SAMDRUP JONGKHAR												
SAMDRUP JONGKHAR THROMDE	100.0		100.0	1	41.0					1	41.0	
SAMTSE		100.0	100.0				1	75.0		1	75.0	
SARPANG												
THIMPHU THROMDE	72.4	90.9	81.7	76	47.1	14.7	77	52.4	14.5	153	49.8	14.8
THIMPHU		60.0	60.0				5	42.0	17.0	5	42.0	17.0
TRASHIGANG												
TRASHIYANGTSE												
TRONGSA												
TSIRANG		100.0	100.0				9	61.0	9.8	9	61.0	9.8
WANGDUE PHODRANG												
ZHEMGANG												

ENVIRONMENTAL SCIENCE

The highest mean of 80.2 in Environmental Science is secured by Wangdue Phodrang dzongkhag.

DZONGKHAG / THROMDE	PASS %			F			M			TOTAL		
	F	M	TOT	N	MEAN	SD	N	MEAN	SD	N	MEAN	SD
BUMTHANG	100.0	100.0	100.0	6	72.8	14.0	13	72.9	13.1	19	72.9	13.0
CHHUKHA												
DAGANA												
GASA	100.0	100.0	100.0	1	69.0		6	69.7	5.0	7	69.6	4.5
GELEPHU THROMDE												
HAA	100.0	100.0	100.0	6	68.0	6.0	5	63.4	5.4	11	65.9	6.0
LHUMENTSE												
MONGAR	100.0	100.0	100.0	20	76.2	9.6	7	81.3	4.6	27	77.5	8.8
PARO												
PEMAGATSHEL												
PHUNTSOLING THROMDE												
PUNAKHA	100.0	100.0	100.0	25	80.2	8.4	16	72.9	6.4	41	77.3	8.4
SAMDRUP JONGKHAR												
SAMDRUP JONGKHAR THROMDE												
SAMTSE	100.0	100.0	100.0	9	78.1	5.2	6	75.7	9.2	15	77.1	6.8
SARPANG	100.0	100.0	100.0	15	69.2	6.4	25	73.2	7.8	40	71.7	7.5
THIMPHU THROMDE	100.0	100.0	100.0	34	67.4	13.9	34	64.4	12.0	68	65.9	12.9
THIMPHU												
TRASHIGANG												
TRASHIYANGTSE												
TRONGSA	100.0	100.0	100.0	14	78.4	8.1	4	71.0	4.1	18	76.8	8.0
TSIRANG	100.0	100.0	100.0	8	82.3	5.2	11	78.0	6.3	19	79.8	6.1
WANGDUE PHODRANG	100.0	100.0	100.0	15	81.1	2.8	11	79.1	8.4	26	80.2	5.8
ZHEMGANG												

LITERATURE IN ENGLISH

DZONGKHAG / THROMDE	PASS %			F			M			TOTAL		
	F	M	TOT	N	MEAN	SD	N	MEAN	SD	N	MEAN	SD
PARO	100		100	1	68.0					1	68.0	
THIMPHU THROMDE	100	100	100	11	69.4	8.0	5	69.4	8.9	16	69.4	8.0

HINDI

DZONGKHAG / THROMDE	PASS %			F			M			TOTAL		
	F	M	TOT	N	MEAN	SD	N	MEAN	SD	N	MEAN	SD
PARO		100.0	100.0				1	40.0		1	40.0	
THIMPHU THROMDE	0.0	100.0	100.0	1	40.0		2	61.5	26.2	3	54.3	22.3
TRASHIGANG	0.0		0.0	1	8.0					1	8.0	

5.10 SCHOOL PERFORMANCE

The table below shows the overall pass percentage of the centres. Among the 59 centres, Jigme Sherubling CS and Peljorling HSS have secured 100% pass.

SCHOOL	TOTAL APPEARED	TOTAL PASS	PASS PERCENT
BAJOTHANG HSS	83	81	97.59
BAYLLING CS	170	157	92.35
BJISHONG CS	26	25	96.15
CHUKHA CS	222	205	92.34
DAGA CS	105	98	93.33
DAMPHU CS	226	219	96.9
DASHIDING HSS	90	85	94.44
DECHENCHOLING HSS	45	38	84.44
DESI HS	243	196	80.66
DRUJEYGANG CS	96	94	97.92
DRUKGYEL CS	170	161	94.71
DUNGSAM ACADEMY	154	139	90.26
EDUCATING FOR LIFELONG CITIZENSHIP HS	13	12	92.31
GASELO CS	106	96	90.57
GEDU HSS	29	22	75.86
GELEPHU HSS	186	178	95.7
GONGZIM UGYEN DORJI CS	110	96	87.27
JAKAR HSS	146	142	97.26
JAMPEL HSS	293	269	91.81
JAMPELING CS	132	119	90.15
JIGME SHERUBLING CS	127	127	100
KARMA ACADEMY	331	309	93.35
KARMALING HSS	149	136	91.28
KELKI HSS	348	268	77.01
KUENDRUP HSS	266	189	71.05
LHUENTSE HSS	150	143	95.33
LOSEL GYATSHO ACADEMY	402	287	71.39
MONGAR HSS	234	218	93.16
MOTITHANG HSS	286	263	91.96
NANGKOR CS	213	205	96.24
NGANGLAM CS	92	79	85.87

SCHOOL	TOTAL APPEARED	TOTAL PASS	PASS_PERCENT
NIMA HSS	399	312	78.2
NORBU ACADEMY	176	107	60.8
ORONG CS	126	115	91.27
PAKSHIKHA CS	69	63	91.3
PELJORLING HSS	38	38	100
PELKHIL SCHOOL	351	279	79.49
PHUENTSHOLING HSS	152	143	94.08
PUNAKHA CS	225	216	96
RANGJUNG CS	173	161	93.06
RIGZOM ACADEMY	161	140	86.96
RINCHEN HSS	284	187	65.85
SAMTSE HSS	112	103	91.96
SARPANG CS	211	194	91.94
SHABA HSS	39	34	87.18
SHARI HSS	88	85	96.59
SHERUB RELDRI HSS	261	186	71.26
SHERUBLING CS	123	100	81.3
SONAM KUENPHEN HSS	82	69	84.15
TENDRUK CS	116	97	83.62
TRASHITSE HSS	166	148	89.16
UGYEN ACADEMY	518	513	99.03
UTPAL ACADEMY	181	133	73.48
WANGBAMA CS	68	63	92.65
YADI CS	125	107	85.6
YANGCHENPHUG HSS	511	452	88.45
YOEZERLING HSS	175	116	66.29
YONTEN KUENJUNG ACADEMY	167	139	83.23
ZHEMGANG CS	163	158	96.93

5.11 CENTRE PERFORMANCE IN SUBJECTS

The table below shows the performance of centres in each subject.

DZONGKHA I

Jigme Sherubling CS has the highest mean of 70.5 in Dzongkha I.

DZONGKHAG / THROMDE	SCHOOL	PASS %			F			M			TOTAL		
		F	M	TOT	N	MEAN	SD	N	MEAN	SD	N	MEAN	SD
BUMTHANG	JAKAR HSS	100.0	100.0	100.0	71	61.1	8.6	75	61.0	10.3	146	61.0	9.5
	SONAM KUENPHEN HSS	100.0	100.0	100.0	37	60.9	9.0	45	58.5	8.3	82	59.6	8.7
CHHUKHA	CHUKHA CS	100.0	97.7	98.6	92	61.6	10.0	130	56.8	11.6	222	58.8	11.2
	GEDU HSS	100.0	100.0	100.0	18	59.4	11.6	11	56.5	7.8	29	58.3	10.3
DAGANA	PAKSHIKHA CS	96.2	95.3	95.7	26	53.8	8.4	43	53.6	11.2	69	53.7	10.1
	DAGA HSS	100.0	100.0	100.0	58	60.3	8.6	47	60.2	9.1	105	60.3	8.8
	DRUKJEGANG HSS	100.0	100.0	100.0	34	62.5	8.7	62	60.5	10.5	96	61.2	9.9
GASA	BJISHONG CS	100.0	95.2	96.2	5	57.6	10.7	21	57.7	9.9	26	57.7	9.9
GELEPHU THROMDE	GELEPHU HSS	99.0	88.5	94.1	99	58.9	10.4	87	51.8	11.6	186	55.6	11.5
	KUENDRUP HSS	91.5	86.2	89.1	142	52.7	10.7	123	52.7	12.8	265	52.7	11.7
HAA	LOSEL GYATSHO ACADEMY	91.6	91.0	91.3	191	53.8	11.4	211	52.5	11.5	402	53.1	11.5
	GONGZIM UGYEN DORJI CS	100.0	100.0	100.0	60	67.8	8.4	50	59.9	9.4	110	64.2	9.7

DZONGKHAG / THROMDE	SCHOOL	PASS %			F			M			TOTAL		
		F	M	TOT	N	MEAN	SD	N	MEAN	SD	N	MEAN	SD
	JAMPEL HSS	96.2	92.0	93.9	130	57.6	10.7	163	53.6	10.8	293	55.4	10.9
LHUEMSE	LHUEMSE HSS	100.0	100.0	100.0	59	67.6	8.3	91	71.1	7.8	150	69.8	8.2
MONGAR	MONGAR HSS	98.3	100.0	99.1	120	61.7	9.7	114	62.6	8.5	234	62.1	9.1
	SHERUB RELDRI HSS	98.6	97.4	98.1	146	58.7	9.8	115	58.3	11.3	261	58.5	10.5
	YADI HSS	100.0	100.0	100.0	57	64.8	7.6	68	64.8	8.2	125	64.8	7.9
PARO	DRUKGYEL CS	98.9	98.7	98.8	94	60.6	9.5	75	60.5	10.5	169	60.6	9.9
	KARMA ACADEMY	100.0	97.1	98.5	161	60.0	9.1	170	57.1	10.7	331	58.5	10.0
	SHABA HSS	100.0	90.9	94.9	17	58.6	8.3	22	56.9	9.1	39	57.7	8.7
	SHARI HSS	100.0	97.2	98.9	52	57.3	7.8	36	52.3	9.6	88	55.3	8.9
	TENZIN HSS	94.0	91.0	92.5	83	57.4	11.5	78	53.5	11.6	161	55.5	11.7
	UTPAL HSS	96.6	92.5	94.5	88	55.3	10.5	93	53.3	10.9	181	54.3	10.7
	YOEZERLING HSS	93.5	90.2	92.0	93	55.5	10.4	82	52.6	10.0	175	54.2	10.3
PEMAGATSHEL	NANGKOR CS	100.0	100.0	100.0	116	66.2	7.6	97	64.6	9.5	213	65.5	8.5
	NGANGLAM HSS	100.0	100.0	100.0	41	60.9	7.6	51	62.5	8.2	92	61.8	7.9
PHUNTSHOLING THROMDE	NORBU ACADEMY	79.2	66.1	75.0	120	47.2	10.2	56	44.5	12.8	176	46.4	11.2
	PHUENTSHOLING HSS	96.7	95.0	96.1	92	57.8	11.4	60	53.0	9.7	152	55.9	11.0
	YONTEN KUENJUNG ACADEMY	91.5	87.1	89.2	82	54.7	11.7	85	50.6	12.5	167	52.6	12.2
PUNAKHA	DASHIDING HSS	100.0	97.5	98.9	50	64.5	10.4	40	59.7	11.4	90	62.4	11.0
	PUNAKHA CS	99.1	99.1	99.1	111	65.0	9.3	114	60.8	11.3	225	62.9	10.5
	UGYEN ACADEMY HSS	98.5	98.0	98.3	269	58.1	9.9	249	56.3	9.6	518	57.2	9.8
SAMDRUP JONGKHAR	KARMALING HSS	100.0	97.6	98.7	64	68.5	8.5	85	64.4	12.0	149	66.2	10.8
	ORONG CS	100.0	100.0	100.0	61	61.0	8.3	65	63.5	9.6	126	62.3	9.0
SAMDRUP JONGKHAR THROMDE	DUNGSAM ACADEMY	98.7	98.7	98.7	75	61.0	8.4	79	58.8	8.9	154	59.9	8.7
SAMTSE	PELJORLING HSS	95.8	85.7	92.1	24	53.9	10.5	14	51.1	10.8	38	52.8	10.6
	SAMTSE HSS	94.7	92.7	93.8	57	52.8	9.1	55	51.5	9.9	112	52.2	9.5
	TENDRUK CS	95.2	82.4	87.1	42	56.7	10.5	74	50.0	12.1	116	52.4	12.0
SARPANG	SARPANG CS	93.7	88.8	91.0	95	52.6	10.6	116	51.5	11.0	211	52.0	10.8
THIMPHU THROMDE	DECHHENCHOELING HSS	100.0	91.3	95.6	22	55.3	6.1	23	50.6	9.1	45	52.9	8.1
	EDUCATING FOR LIFELONG CITIZENSHIP HS	100.0	83.3	92.3	7	49.7	8.7	6	46.8	11.3	13	48.4	9.7
	KELKI HSS	97.9	93.8	96.0	187	56.5	8.7	161	52.5	10.6	348	54.6	9.8
	MOTITHANG HSS	98.8	91.0	95.5	164	57.4	10.8	122	54.5	11.8	286	56.2	11.3
	NIMA HSS	96.2	92.5	94.5	212	58.4	10.9	187	55.0	11.9	399	56.8	11.5
	PELKHIL SCHOOL	87.6	88.3	88.0	169	52.7	12.4	180	51.8	12.3	349	52.2	12.3
	RINCHEN HSS	90.9	89.9	90.5	165	55.8	12.3	119	52.7	11.9	284	54.5	12.2
	YANGCHENPHUG HSS	97.3	89.8	94.1	295	58.6	10.8	215	52.2	12.3	510	55.9	11.9
THIMPHU	DESI HIGH SCHOOL	100.0	96.6	98.4	125	57.4	8.8	118	53.6	9.8	243	55.5	9.4
	WANGBAMA CS	100.0	100.0	100.0	44	61.6	8.0	24	55.3	8.3	68	59.4	8.6
TRASHIGANG	JAMPELING HSS	100.0	96.9	98.5	68	61.6	9.3	64	59.8	11.0	132	60.8	10.2
	JIGME SHERUBLING CS	100.0	98.8	99.2	42	69.3	6.3	84	71.1	10.8	126	70.5	9.5
	RANGJUNG CS	100.0	96.9	98.3	76	62.2	8.8	97	59.9	8.9	173	60.9	8.9
	TRASHITSE HSS	100.0	100.0	100.0	83	63.0	6.5	83	61.6	8.3	166	62.3	7.5
TRASHIYANGTSE	BAYLING CS	100.0	100.0	100.0	78	67.0	7.8	92	66.6	9.1	170	66.8	8.5
TRONGSA	SHERUBLING CS	98.4	98.3	98.4	64	65.0	10.1	59	59.6	9.1	123	62.4	10.0
TSIRANG	DAMPHU CS	97.4	93.6	95.6	116	57.8	10.4	110	55.8	11.6	226	56.9	11.0
WANGDUE PHODRANG	BAJOTHANG HSS	100.0	97.7	98.8	40	58.1	8.8	43	55.7	10.6	83	56.9	9.8
	GASELO CS	100.0	96.2	98.1	54	61.9	7.5	52	59.6	10.5	106	60.8	9.1
ZHEMGANG	ZHEMGANG CS	100.0	100.0	100.0	66	68.8	8.5	97	66.9	9.8	163	67.6	9.3

DZONGKHA II

Jigme Sherubling CS has the highest mean of 69.7 in Dzongkha II.

DZONGKHAG / THROMDE	SCHOOL	PASS %			F			M			TOTAL		
		F	M	TOT	N	MEAN	SD	N	MEAN	SD	N	MEAN	SD
BUMTHANG	JAKAR HSS	100.0	100.0	100.0	71	65.4	8.1	75	62.2	7.8	146	63.7	8.1
	SONAM KUENPHEN HSS	100.0	97.8	98.8	37	62.9	6.4	45	60.2	10.1	82	61.5	8.7
CHHUKHA	CHUKHA CS	100.0	99.2	99.5	92	64.6	8.2	130	60.2	9.2	222	62.0	9.0
	GEDU HSS	100.0	90.9	96.6	18	62.2	7.3	11	53.8	14.7	29	59.0	11.2
DAGANA	PAKSHIKHA CS	100.0	100.0	100.0	26	56.0	7.5	43	54.9	8.2	69	55.3	7.9
	DAGA HSS	98.3	100.0	99.0	58	58.0	9.2	47	58.6	8.2	105	58.3	8.7
	DRUKJEGANG HSS	100.0	100.0	100.0	34	67.1	6.3	62	65.6	7.8	96	66.1	7.3
GASA	BJISHONG CS	100.0	100.0	100.0	5	62.8	6.0	21	62.9	6.3	26	62.8	6.2
GELEPHU THROMDE	GELEPHU HSS	100.0	97.7	98.9	99	62.1	8.6	87	59.6	9.0	186	60.9	8.8
	KUENDRUP HSS	99.3	95.9	97.7	142	57.2	8.3	123	56.0	10.2	265	56.7	9.2
	LOSEL GYATSHO ACADEMY	98.4	94.8	96.5	191	56.3	8.4	211	54.9	9.6	402	55.6	9.1
HAA	GONGZIM UGYEN DORJI CS	100.0	100.0	100.0	60	63.9	8.6	50	61.1	8.6	110	62.6	8.7
	JAMPHEL HSS	100.0	96.9	98.3	130	58.2	8.3	163	54.8	9.4	293	56.3	9.1
LHUENTSE	LHUENTSE HSS	100.0	100.0	100.0	59	65.2	8.8	91	66.6	7.3	150	66.1	7.9
MONGAR	MONGAR HSS	99.2	98.2	98.7	120	64.5	8.0	114	65.8	8.2	234	65.1	8.1
	SHERUB RELDRI HSS	98.6	97.4	98.1	146	58.2	8.3	115	58.7	9.5	261	58.4	8.8
	YADI HSS	100.0	100.0	100.0	57	64.2	7.4	68	64.4	8.7	125	64.3	8.1
PARO	DRUKGYEL CS	98.9	100.0	99.4	94	62.4	7.4	75	62.1	7.5	169	62.3	7.4
	KARMA ACADEMY	99.4	97.1	98.2	161	58.5	8.4	170	55.9	9.2	331	57.2	8.9
	SHABA HSS	100.0	90.9	94.9	17	55.4	5.6	22	52.9	10.7	39	54.0	8.8
	SHARI HSS	100.0	100.0	100.0	52	63.7	7.3	36	57.3	8.3	88	61.1	8.3
	TENZIN HSS	97.6	98.7	98.1	83	58.2	10.1	78	54.6	9.0	161	56.4	9.7
	UTPAL HSS	95.5	91.4	93.4	88	55.3	9.1	93	51.5	10.0	181	53.3	9.7
	YOEZERLING HSS	93.5	89.0	91.4	93	52.5	10.0	82	49.2	9.5	175	51.0	9.9
PEMAGATSHEL	NANGKOR CS	100.0	100.0	100.0	116	69.1	6.1	97	68.5	5.6	213	68.8	5.8
	NGANGLAM HSS	100.0	100.0	100.0	41	65.0	5.9	51	65.4	8.0	92	65.3	7.1
PHUNTSHOLING THROMDE	NORBU ACADEMY	99.2	98.2	98.9	120	59.1	8.0	56	57.6	9.4	176	58.6	8.5
	PHUENTSHOLING HSS	100.0	96.7	98.7	92	61.3	8.5	60	57.4	8.8	152	59.8	8.8
	YONTEN KUENJUNG ACADEMY	98.8	92.9	95.8	82	58.0	9.6	85	54.2	10.3	167	56.1	10.1
PUNAKHA	DASHIDING HSS	100.0	100.0	100.0	50	66.6	7.5	40	63.8	7.8	90	65.4	7.7
	PUNAKHA CS	99.1	99.1	99.1	111	64.1	8.0	114	61.8	8.9	225	62.9	8.5
	UGYEN ACADEMY HSS	99.6	99.2	99.4	269	60.7	8.6	249	60.1	8.5	518	60.4	8.6
SAMDRUP JONGKHAR	KARMALING HSS	98.4	100.0	99.3	64	65.9	11.2	85	65.6	9.6	149	65.7	10.3
	ORONG CS	100.0	100.0	100.0	61	65.0	7.6	65	67.1	7.8	126	66.1	7.8
SAMDRUP JONGKHAR THROMDE	DUNGSAM ACADEMY	100.0	100.0	100.0	75	58.9	8.0	79	56.0	7.8	154	57.4	8.0
SAMTSE	PELJORLING HSS	100.0	100.0	100.0	24	53.2	7.3	14	54.7	7.4	38	53.7	7.3
	SAMTSE HSS	98.2	98.2	98.2	57	59.6	9.4	55	59.3	8.3	112	59.5	8.8
	TENDRUK CS	97.6	87.8	91.4	42	55.3	9.3	74	50.1	11.6	116	52.0	11.1
SARPANG	SARPANG CS	100.0	88.8	93.8	95	57.3	8.6	116	55.6	10.9	211	56.4	9.9
THIMPHU THROMDE	DECHHENCHOELING HSS	100.0	100.0	100.0	22	65.8	4.5	23	59.8	6.8	45	62.7	6.5
	EDUCATING FOR LIFELONG CITIZENSHIP HS	85.7	83.3	84.6	7	49.3	8.6	6	44.2	6.2	13	46.9	7.8
	KELKI HSS	96.8	95.7	96.3	187	56.0	8.8	161	54.3	9.2	348	55.2	9.0
	MOTITHANG HSS	98.2	95.1	96.9	164	58.6	9.1	122	56.0	10.7	286	57.5	9.9
	NIMA HSS	99.1	96.3	97.7	212	61.6	8.8	187	59.7	10.9	399	60.7	9.9
	PELKHIL SCHOOL	95.3	94.4	94.8	169	57.0	10.5	180	54.8	11.3	349	55.9	11.0

DZONGKHAG / THROMDE	SCHOOL	PASS %			F			M			TOTAL		
		F	M	TOT	N	MEAN	SD	N	MEAN	SD	N	MEAN	SD
	RINCHEN HSS	93.9	88.2	91.5	165	53.8	9.9	119	52.2	11.1	284	53.2	10.4
	YANGCHENPHUG HSS	96.9	91.6	94.7	295	59.4	10.5	215	53.9	12.4	510	57.1	11.6
THIMPHU	DESI HIGH SCHOOL	100.0	99.2	99.6	125	62.0	7.0	118	59.9	8.5	243	61.0	7.8
	WANGBAMA CS	100.0	100.0	100.0	44	63.0	7.6	24	61.3	7.8	68	62.4	7.6
TRASHIGANG	JAMPELING HSS	100.0	98.4	99.2	68	67.1	6.3	64	66.2	8.4	132	66.7	7.4
	JIGME SHERUBLING CS	100.0	100.0	100.0	42	67.9	6.1	84	70.6	7.7	126	69.7	7.3
	RANGJUNG CS	100.0	95.9	97.7	76	62.8	7.6	97	58.3	9.7	173	60.3	9.1
	TRASHITSE HSS	100.0	100.0	100.0	83	62.5	7.5	83	60.2	7.4	166	61.3	7.5
TRASHIYANGTSE	BAYLING CS	100.0	100.0	100.0	78	68.1	6.6	92	67.3	6.5	170	67.7	6.5
TRONGSA	SHERUBLING CS	98.4	96.6	97.6	64	61.1	8.9	59	58.4	9.9	123	59.8	9.5
TSIRANG	DAMPHU CS	100.0	99.1	99.6	116	63.3	8.2	110	60.5	10.9	226	61.9	9.7
WANGDUE PHODRANG	BAJOTHANG HSS	100.0	95.3	97.6	40	61.0	8.2	43	55.5	9.7	83	58.2	9.4
	GASELO CS	100.0	94.2	97.2	54	61.3	6.4	52	60.2	10.4	106	60.8	8.6
ZHEMGANG	ZHEMGANG CS	100.0	100.0	100.0	66	63.1	7.8	97	65.4	8.6	163	64.5	8.4

ENGLISH I

Educating for Lifelong Citizenship HS has the highest mean of 64.2 in English I.

DZONGKHAG / THROMDE	SCHOOL	PASS %			F			M			TOTAL		
		F	M	TOT	N	MEAN	SD	N	MEAN	SD	N	MEAN	SD
BUMTHANG	JAKAR HSS	100.0	98.7	99.3	71	61.4	6.8	75	58.1	9.1	146	59.7	8.2
	SONAM KUENPHEN HSS	97.3	100.0	98.8	37	51.1	9.0	45	48.5	6.6	82	49.7	7.8
CHHUKHA	CHUKHA CS	100.0	99.2	99.5	92	58.0	8.5	130	54.2	9.0	222	55.8	9.0
	GEDU HSS	100.0	90.9	96.6	18	60.4	7.8	11	56.4	11.0	29	58.9	9.2
	PAKSHIKHA CS	100.0	93.0	95.7	26	52.4	6.4	43	48.9	6.8	69	50.2	6.8
DAGANA	DAGA HSS	100.0	100.0	100.0	58	53.3	6.7	47	51.0	6.6	105	52.3	6.7
	DRUKJEGANG HSS	100.0	100.0	100.0	34	51.0	7.3	62	51.5	6.1	96	51.3	6.5
GASA	BJISHONG CS	100.0	100.0	100.0	5	58.4	7.9	21	50.6	6.5	26	52.1	7.4
GELEPHU THROMDE	GELEPHU HSS	99.0	98.9	98.9	99	57.1	8.1	87	54.8	9.0	186	56.0	8.6
	KUENDRUP HSS	90.1	90.3	90.2	142	47.8	8.3	124	47.3	7.9	266	47.6	8.1
	LOSEL GYATSHO ACADEMY	94.2	89.1	91.5	191	47.7	7.6	211	47.4	8.0	402	47.6	7.8
HAA	GONGZIM UGYEN DORJI CS	100.0	98.0	99.1	60	54.8	8.6	50	50.0	8.3	110	52.6	8.8
	JAMPEL HSS	98.5	97.5	98.0	130	53.3	8.3	163	51.3	7.6	293	52.2	8.0
LHUEYNTSE	LHUEYNTSE HSS	98.3	95.6	96.7	59	51.7	7.0	91	52.4	8.3	150	52.1	7.8
MONGAR	MONGAR HSS	99.2	100.0	99.6	120	53.9	8.2	114	53.2	7.5	234	53.5	7.9
	SHERUB RELDRI HSS	86.3	94.8	90.0	146	46.4	8.4	115	48.2	8.1	261	47.2	8.3
	YADI HSS	96.5	98.5	97.6	57	52.8	8.9	68	52.9	8.6	125	52.9	8.7
PARO	DRUKGYEL CS	100.0	98.7	99.4	94	59.0	8.3	76	56.2	8.1	170	57.7	8.3
	KARMA ACADEMY	98.8	96.5	97.6	161	55.4	9.8	170	53.7	9.3	331	54.5	9.6
	SHABA HSS	100.0	100.0	100.0	17	55.0	5.1	22	50.8	5.7	39	52.6	5.8
	SHARI HSS	100.0	100.0	100.0	52	59.6	9.1	36	59.0	8.0	88	59.3	8.6
	TENZIN HSS	97.6	97.4	97.5	83	51.0	7.7	78	51.2	8.5	161	51.1	8.1
	UTPAL HSS	93.2	92.5	92.8	88	47.0	6.9	93	48.6	8.2	181	47.8	7.6
	YOEZERLING HSS	86.0	87.8	86.9	93	48.1	9.2	82	47.9	8.8	175	48.0	9.0
PEMAGATSHEL	NANGKOR CS	100.0	100.0	100.0	116	56.4	7.5	97	56.4	7.4	213	56.4	7.4
	NGANGLAM HSS	97.6	98.0	97.8	41	51.5	8.5	51	51.0	7.9	92	51.2	8.1
PHUNTSHOLING THROMDE	NORBU ACADEMY	96.7	89.3	94.3	120	47.6	6.9	56	45.1	6.9	176	46.8	7.0
	PHUENTSHOLING HSS	100.0	100.0	100.0	92	60.4	8.4	60	57.4	8.4	152	59.2	8.5
	YONTEN KUENJUNG ACADEMY	97.6	98.8	98.2	82	52.9	7.2	85	51.0	7.2	167	51.9	7.2
PUNAKHA	DASHIDING HSS	100.0	97.5	98.9	50	56.5	8.0	40	52.3	7.6	90	54.6	8.1

DZONGKHAG / THROMDE	SCHOOL	PASS %			F			M			TOTAL		
		F	M	TOT	N	MEAN	SD	N	MEAN	SD	N	MEAN	SD
	PUNAKHA CS	99.1	100.0	99.6	111	60.9	8.7	114	56.6	8.4	225	58.7	8.8
	UGYEN ACADEMY HSS	99.6	100.0	99.8	269	63.3	10.1	249	61.9	9.5	518	62.6	9.8
SAMDRUP JONGKHAR	KARMALING HSS	96.9	97.6	97.3	64	52.7	7.2	85	52.3	8.0	149	52.5	7.7
	ORONG CS	96.7	98.5	97.6	61	51.2	7.5	65	53.0	8.3	126	52.1	8.0
SAMDRUP JONGKHAR THROMDE	DUNGSAM ACADEMY	98.7	100.0	99.4	75	52.8	8.3	79	52.3	8.0	154	52.5	8.2
SAMTSE	PELJORLING HSS	100.0	100.0	100.0	24	53.8	8.7	14	50.4	6.2	38	52.5	8.0
	SAMTSE HSS	94.7	98.2	96.4	57	55.8	9.3	55	54.0	10.3	112	54.9	9.8
	TENDRUK CS	100.0	100.0	100.0	42	59.0	7.7	74	54.9	7.1	116	56.4	7.5
SARPANG	SARPANG CS	100.0	100.0	100.0	95	54.0	7.1	116	53.6	7.2	211	53.8	7.1
THIMPHU THROMDE	DECHHENCHOELING HSS	100.0	95.7	97.8	22	54.7	10.2	23	48.0	7.3	45	51.2	9.4
	EDUCATING FOR LIFELONG CITIZENSHIP HS	100.0	100.0	100.0	7	64.6	12.3	6	63.8	11.5	13	64.2	11.4
	KELKI HSS	97.9	96.9	97.4	187	50.1	6.9	161	50.4	7.8	348	50.3	7.3
	MOTITHANG HSS	100.0	100.0	100.0	164	61.1	8.2	122	57.9	7.7	286	59.7	8.1
	NIMA HSS	92.0	87.2	89.7	212	50.9	9.9	187	48.0	9.1	399	49.6	9.6
	PELKHIL SCHOOL	98.2	99.5	98.9	169	51.9	8.4	182	52.3	8.7	351	52.1	8.6
	RINCHEN HSS	93.3	94.1	93.7	165	47.6	7.2	119	46.3	7.1	284	47.1	7.2
	YANGCHENPHUG HSS	100.0	100.0	100.0	296	61.8	8.5	215	59.7	8.6	511	60.9	8.6
THIMPHU	DESI HIGH SCHOOL	91.2	93.2	92.2	125	49.3	8.6	118	49.7	7.8	243	49.5	8.2
	WANGBAMA CS	97.7	100.0	98.5	44	56.7	9.4	24	50.4	6.7	68	54.4	9.0
TRASHIGANG	JAMPELING HSS	98.5	96.9	97.7	68	53.9	7.4	64	51.5	7.7	132	52.8	7.6
	JIGME SHERUBLING CS	100.0	100.0	100.0	43	56.3	7.6	84	56.5	8.9	127	56.4	8.5
	RANGJUNG CS	97.4	99.0	98.3	76	56.5	9.0	97	53.0	7.1	173	54.5	8.2
	TRASHITSE HSS	97.6	96.4	97.0	83	51.0	7.4	83	50.7	8.0	166	50.9	7.7
TRASHIYANGTSE	BAYLING CS	100.0	96.7	98.2	78	54.8	8.1	92	51.3	8.6	170	52.9	8.6
TRONGSA	SHERUBLING CS	93.8	96.6	95.1	64	52.6	9.0	59	47.7	6.4	123	50.2	8.2
TSIRANG	DAMPHU CS	99.1	99.1	99.1	116	56.6	8.9	110	52.7	7.8	226	54.7	8.6
WANGDUE PHODRANG	BAJOTHANG HSS	100.0	100.0	100.0	40	57.6	8.6	43	55.8	9.4	83	56.7	9.0
	GASELO CS	98.1	100.0	99.1	54	51.9	7.3	52	50.5	6.4	106	51.3	6.9
ZHEMGANG	ZHEMGANG CS	100.0	97.9	98.8	66	56.4	7.1	97	52.9	8.1	163	54.3	7.9

ENGLISH II

Ugyen Academy has the highest mean of 57.5 in English II.

DZONGKHAG / THROMDE	SCHOOL	PASS %			F			M			TOTAL		
		F	M	TOT	N	MEAN	SD	N	MEAN	SD	N	MEAN	SD
BUMTHANG	JAKAR HSS	95.8	81.3	88.4	71	51.9	8.7	75	47.1	8.9	146	49.4	9.1
	SONAM KUENPHEN HSS	81.1	66.7	73.2	37	44.8	9.1	45	41.2	8.4	82	42.8	8.9
CHHUKHA	CHHUKHA CS	93.5	86.9	89.6	92	52.2	9.0	130	49.5	9.9	222	50.6	9.6
	GEDU HSS	100.0	72.7	89.7	18	51.1	8.2	11	44.4	11.0	29	48.5	9.7
	PAKSHIKHA CS	100.0	74.4	84.1	26	47.8	6.4	43	43.7	9.4	69	45.2	8.6
DAGANA	DAGA HSS	94.8	83.0	89.5	58	48.4	7.3	47	44.8	8.4	105	46.8	8.0
	DRUKJEGANG HSS	97.1	93.5	94.8	34	51.5	8.7	62	50.1	7.8	96	50.6	8.1
GASA	BJISHONG CS	80.0	76.2	76.9	5	49.4	9.0	21	45.5	11.6	26	46.3	11.1
GELEPHU THROMDE	GELEPHU HSS	98.0	93.1	95.7	99	55.0	9.2	87	51.9	9.1	186	53.5	9.2
	KUENDRUP HSS	69.7	73.4	71.4	142	43.8	9.9	124	42.8	9.8	266	43.3	9.8
	LOSEL GYATSHO ACADEMY	72.3	63.5	67.7	191	42.4	7.8	211	41.3	8.0	402	41.8	7.9
HAA	GONGZIM UGYEN DORJI CS	86.7	76.0	81.8	60	48.8	9.1	50	44.3	9.4	110	46.7	9.5
	JAMPEL HSS	86.2	85.9	86.0	130	48.5	8.8	163	47.7	9.0	293	48.1	8.9
LHUEWNTSE	LHUEWNTSE HSS	91.5	89.0	90.0	59	49.2	8.4	91	49.4	8.8	150	49.3	8.6

DZONGKHAG / THROMDE	SCHOOL	PASS %			F			M			TOTAL			
		F	M	TOT	N	MEAN	SD	N	MEAN	SD	N	MEAN	SD	
MONGAR	MONGAR HSS	91.7	79.8	85.9	120	49.4	9.7	114	46.7	9.8	234	48.0	9.8	
	SHERUB RELDRI HSS	65.1	65.2	65.1	146	42.3	10.2	115	41.3	9.0	261	41.9	9.7	
	YADI HSS	89.5	83.8	86.4	57	47.9	8.9	68	46.6	10.0	125	47.2	9.5	
PARO	DRUKGYEL CS	96.8	93.4	95.3	94	55.0	10.2	76	52.3	9.4	170	53.8	9.9	
	KARMA ACADEMY	91.3	90.0	90.6	161	50.1	10.0	170	48.6	9.0	331	49.4	9.5	
	SHABA HSS	100.0	90.9	94.9	17	51.1	7.1	22	45.2	8.2	39	47.8	8.2	
	SHARI HSS	96.2	100.0	97.7	52	56.5	8.0	36	54.1	8.3	88	55.5	8.2	
	TENZIN HSS	88.0	80.8	84.5	83	47.4	8.1	78	47.5	9.6	161	47.5	8.8	
	UTPAL HSS	72.7	80.6	76.8	88	44.6	9.5	93	45.2	9.1	181	44.9	9.3	
	YOEZERLING HSS	76.3	73.2	74.9	93	42.5	9.1	82	42.3	7.9	175	42.4	8.5	
PEMAGATSHEL	NANGKOR CS	90.5	90.7	90.6	116	51.4	10.0	97	50.2	9.4	213	50.8	9.7	
	NGANGLAM HSS	80.5	78.4	79.3	41	47.1	10.3	51	46.4	10.6	92	46.7	10.4	
PHUNTSHOLING THROMDE	NORBU ACADEMY	71.7	55.4	66.5	120	41.6	7.9	56	39.2	7.9	176	40.8	7.9	
	PHUENTSHOLING HSS	97.8	96.7	97.4	92	56.9	9.2	60	51.9	8.7	152	54.9	9.3	
	YONTEN KUENJUNG ACADEMY	81.7	81.2	81.4	82	46.8	9.0	85	45.0	7.9	167	45.9	8.5	
PUNAKHA	DASHIDING HSS	98.0	85.0	92.2	50	51.1	7.2	40	46.2	7.7	90	48.9	7.8	
	PUNAKHA CS	97.3	86.8	92.0	111	56.1	9.5	114	50.3	10.2	225	53.2	10.2	
	UGYEN ACADEMY HSS	98.5	97.2	97.9	269	59.1	10.5	249	55.8	10.0	518	57.5	10.4	
SAMDRUP JONGKHAR	KARMALING HSS	87.5	77.6	81.9	64	45.7	9.4	85	44.6	9.8	149	45.1	9.6	
	ORONG CS	85.2	84.6	84.9	61	46.0	7.8	65	46.2	7.9	126	46.1	7.9	
SAMDRUP JONGKHAR THROMDE	DUNGSAM ACADEMY	77.3	72.2	74.7	75	44.1	9.4	79	42.1	8.2	154	43.1	8.8	
SAMTSE	PELJORLING HSS	100.0	85.7	94.7	24	50.6	8.9	14	44.7	8.2	38	48.4	9.0	
	SAMTSE HSS	96.5	89.1	92.9	57	53.1	10.4	55	52.3	11.6	112	52.7	11.0	
	TENDRUK CS	95.2	86.5	89.7	42	51.1	6.6	74	46.9	8.1	116	48.4	7.9	
SARPANG	SARPANG CS	92.6	90.5	91.5	95	51.2	9.2	116	49.6	9.7	211	50.3	9.5	
THIMPHU THROMDE	DECHHENCHOELING HSS	81.8	60.9	71.1	22	46.4	9.2	23	40.5	9.2	45	43.4	9.6	
	EDUCATING FOR LIFELONG CITIZENSHIP HS	100.0	100.0	100.0	7	54.9	9.4	6	52.7	8.2	13	53.8	8.6	
	KELKI HSS	78.1	74.5	76.4	187	43.5	7.7	161	43.1	7.8	348	43.3	7.7	
	MOTITHANG HSS	95.7	95.1	95.5	164	56.7	9.2	122	51.8	8.5	286	54.6	9.2	
	NIMA HSS	81.6	70.6	76.4	212	47.2	10.3	187	43.1	8.9	399	45.2	9.9	
	PELKHIL SCHOOL	84.6	76.9	80.6	169	45.8	8.7	182	44.1	9.8	351	44.9	9.4	
	RINCHEN HSS	73.3	59.7	67.6	165	43.2	8.6	119	39.8	8.0	284	41.8	8.5	
	YANGCHENPHUG HSS	98.6	94.9	97.1	296	58.4	9.7	215	54.2	10.3	511	56.6	10.1	
	THIMPHU	DESI HIGH SCHOOL	70.4	72.0	71.2	125	41.8	8.4	118	42.3	8.1	243	42.0	8.3
		WANGBAMA CS	95.5	91.7	94.1	44	53.9	9.9	24	49.5	8.3	68	52.3	9.5
TRASHIGANG	JAMPELING HSS	89.7	84.4	87.1	68	50.1	10.4	64	48.1	10.0	132	49.1	10.2	
	JIGME SHERUBLING CS	97.7	94.0	95.3	43	53.2	8.2	84	52.6	9.6	127	52.8	9.1	
	RANGJUNG CS	90.8	90.7	90.8	76	52.0	10.3	97	47.0	7.3	173	49.2	9.1	
	TRASHITSE HSS	86.7	78.3	82.5	83	46.7	8.3	83	44.3	7.7	166	45.5	8.1	
TRASHIYANGTSE	BAYLING CS	88.5	84.8	86.5	78	49.3	9.7	92	47.3	9.5	170	48.2	9.7	
TRONGSA	SHERUBLING CS	81.3	72.9	77.2	64	47.0	11.4	59	42.9	8.1	123	45.0	10.1	
TSIRANG	DAMPHU CS	94.0	90.9	92.5	116	53.9	9.5	110	50.1	9.0	226	52.0	9.4	
WANGDUE PHODRANG	BAJOTHANG HSS	97.5	97.7	97.6	40	53.7	9.1	43	51.4	6.7	83	52.5	8.0	
	GASELO CS	96.3	73.1	84.9	54	50.2	7.6	52	44.8	9.3	106	47.5	8.9	
ZHEMGANG	ZHEMGANG CS	97.0	85.6	90.2	66	51.7	7.6	97	47.1	8.3	163	49.0	8.3	

PHYSICS

Ugyen Academy has the highest mean of 81.4 in Physics.

DZONGKHAG / THROMDE	SCHOOL	PASS %			F			M			TOTAL		
		F	M	TOT	N	MEAN	SD	N	MEAN	SD	N	MEAN	SD
BUMTHANG	JAKAR HSS	100.0	100.0	100.0	16	62.3	10.2	25	75.4	11.7	41	70.2	12.8
	SONAM KUENPHEN HSS												
CHHUKHA	CHUKHA CS	100.0	98.0	98.6	23	49.2	9.1	49	55.8	11.2	72	53.7	10.9
	GEDU HSS	88.9	90.9	89.7	18	47.1	8.9	11	55.4	16.4	29	50.2	12.7
DAGANA	PAKSHIKHA CS												
	DAGA HSS	100.0	100.0	100.0	4	57.8	8.7	14	59.3	5.3	18	58.9	5.9
GASA	DRUKJEGANG HSS	100.0	100.0	100.0	5	57.4	6.1	22	66.1	10.4	27	64.5	10.3
	BJISHONG CS												
GELEPHU THROMDE	GELEPHU HSS	100.0	97.3	98.6	37	59.0	12.1	37	65.5	11.7	74	62.3	12.2
	KUENDRUP HSS	96.4	98.2	97.6	28	63.4	10.9	55	62.2	14.7	83	62.6	13.5
HAA	LOSEL GYATSHO ACADEMY												
	GONGZIM UGYEN DORJI CS	94.7	100.0	97.1	19	52.3	13.8	15	58.2	10.1	34	54.9	12.5
LHUEUTSE	JAMPEL HSS	100.0	100.0	100.0	16	68.1	12.0	40	73.5	9.7	56	71.9	10.6
	LHUEUTSE HSS	100.0	100.0	100.0	8	69.6	10.5	24	73.8	9.6	32	72.8	9.9
MONGAR	MONGAR HSS	100.0	96.8	97.5	9	48.4	6.1	31	59.0	12.7	40	56.6	12.3
	SHERUB RELDRI HSS	94.4	93.1	93.6	18	61.8	11.5	29	62.1	15.4	47	62.0	13.9
PARO	YADI HSS	100.0	100.0	100.0	16	60.4	8.5	25	68.4	9.3	41	65.3	9.7
	DRUKGYEL CS	100.0	100.0	100.0	58	61.2	11.4	44	67.7	13.0	102	64.0	12.5
KARMA ACADEMY	KARMA ACADEMY	100.0	98.2	99.0	46	63.1	12.0	56	70.8	12.2	102	67.3	12.7
	SHABA HSS												
SHARI HSS	SHARI HSS	100.0	100.0	100.0	19	64.3	9.2	18	58.0	9.9	37	61.2	9.9
	TENZIN HSS	88.2	92.6	90.9	17	59.4	15.1	27	62.6	14.3	44	61.4	14.5
UTPAL HSS	UTPAL HSS												
	YOEZERLING HSS												
PEMAGATSHEL	NANGKOR CS	100.0	100.0	100.0	39	64.1	5.3	44	68.5	9.9	83	66.4	8.3
	NGANGLAM HSS	100.0	96.0	96.4	3	57.3	10.1	25	59.2	12.1	28	59.0	11.8
PHUNTSHOLING THROMDE	NORBU ACADEMY												
	PHUENTSHOLING HSS	100.0	100.0	100.0	37	54.7	10.8	28	58.4	10.8	65	56.3	10.9
PUNAKHA	YONTEN KUENJUNG ACADEMY	94.1	100.0	97.5	17	64.0	15.9	23	60.2	13.3	40	61.8	14.4
	DASHIDING HSS												
PUNAKHA CS	PUNAKHA CS	100.0	100.0	100.0	47	64.0	11.2	48	71.1	9.9	95	67.6	11.1
	UGYEN ACADEMY HSS	100.0	100.0	100.0	70	80.0	7.8	82	82.5	7.6	152	81.4	7.8
SAMDROUP JONGKHAR	KARMALING HSS	100.0	100.0	100.0	9	55.1	10.4	28	55.3	7.1	37	55.2	7.9
	ORONG CS	100.0	100.0	100.0	21	55.2	9.7	40	59.7	11.0	61	58.2	10.7
SAMDROUP JONGKHAR THROMDE	DUNGSAM ACADEMY	100.0	100.0	100.0	8	60.8	6.3	22	63.0	9.1	30	62.4	8.4
SAMTSE	PELJORLING HSS												
	SAMTSE HSS	95.5	96.7	96.2	22	58.2	12.1	30	63.5	13.7	52	61.2	13.2
TENDRUK CS	TENDRUK CS	96.2	95.3	95.7	26	54.5	11.4	43	58.8	13.5	69	57.2	12.8
	SARPANG CS	100.0	100.0	100.0	13	60.5	8.3	28	65.9	12.6	41	64.1	11.6
THIMPHU THROMDE	DECHHENCHOELING HSS												
	EDUCATING FOR LIFELONG CITIZENSHIP HS												
KELKI HSS	KELKI HSS												
	MOTITHANG HSS	100.0	98.1	99.1	60	66.0	10.2	53	69.5	10.8	113	67.6	10.6
NIMA HSS	NIMA HSS	100.0	94.5	97.1	47	66.0	11.3	55	66.1	14.7	102	66.0	13.2
	PELKHIL SCHOOL	97.4	100.0	98.9	38	60.9	12.6	49	66.8	12.6	87	64.2	12.9
RINCHEN HSS	RINCHEN HSS												

DZONGKHAG / THROMDE	SCHOOL	PASS %			F			M			TOTAL		
		F	M	TOT	N	MEAN	SD	N	MEAN	SD	N	MEAN	SD
	YANGCHENPHUG HSS	99.1	98.6	98.9	112	63.9	10.9	72	64.8	13.7	184	64.2	12.0
THIMPHU	DESI HIGH SCHOOL												
	WANGBAMA CS	100.0	100.0	100.0	15	57.1	7.9	4	63.5	9.3	19	58.5	8.3
TRASHIGANG	JAMPELING HSS	100.0	95.8	97.6	17	60.3	10.6	24	58.6	9.3	41	59.3	9.8
	JIGME SHERUBLING CS	100.0	100.0	100.0	23	62.6	9.1	62	73.0	12.4	85	70.2	12.5
	RANGJUNG CS	100.0	98.0	98.8	31	56.8	10.2	51	60.8	10.0	82	59.3	10.2
	TRASHITSE HSS	100.0	96.6	97.9	18	60.7	11.9	29	59.5	10.0	47	60.0	10.6
TRASHIYANGTSE	BAYLING CS	100.0	100.0	100.0	26	60.2	10.7	37	69.9	9.8	63	65.9	11.2
TRONGSA	SHERUBLING CS	100.0	95.0	97.6	21	52.2	8.3	20	52.9	9.1	41	52.5	8.6
TSIRANG	DAMPHU CS	100.0	100.0	100.0	20	61.9	8.6	29	65.4	10.8	49	64.0	10.0
WANGDUE PHODRANG	BAJOTHANG HSS	100.0	100.0	100.0	7	67.1	9.3	18	62.8	13.5	25	64.0	12.4
	GASELO CS	100.0	100.0	100.0	14	59.1	9.2	20	66.9	12.2	34	63.7	11.6
ZHEMGANG	ZHEMGANG CS	100.0	100.0	100.0	21	60.6	9.3	30	64.3	9.1	51	62.8	9.3

CHEMISTRY

Ugyen Academy has the highest mean of 72.4 Chemistry.

DZONGKHAG / THROMDE	SCHOOL	PASS %			F			M			TOTAL		
		F	M	TOT	N	MEAN	SD	N	MEAN	SD	N	MEAN	SD
BUMTHANG	JAKAR HSS	93.8	100.0	97.6	16	52.8	8.0	25	63.6	9.1	41	59.4	10.1
	SONAM KUENPHEN HSS												
CHHUKHA	CHUKHA CS	56.5	69.4	65.3	23	40.8	9.5	49	44.4	11.4	72	43.3	10.9
	GEDU HSS	61.1	81.8	69.0	18	41.0	10.7	11	48.9	12.7	29	44.0	11.9
	PAKSHIKHA CS												
DAGANA	DAGA HSS	100.0	92.9	94.4	4	50.8	8.7	14	47.6	9.3	18	48.3	9.0
	DRUKJEGANG HSS	100.0	100.0	100.0	5	50.2	9.0	22	57.3	10.2	27	56.0	10.2
GASA	BJISHONG CS												
GELEPHU THROMDE	GELEPHU HSS	100.0	97.3	98.6	37	62.9	11.4	37	63.8	12.0	74	63.4	11.6
	KUENDRUP HSS	96.4	89.1	91.6	28	60.6	12.4	55	56.5	14.4	83	57.9	13.8
	LOSEL GYATSHO ACADEMY												
HAA	GONGZIM UGYEN DORJI CS	73.7	73.3	73.5	19	45.2	10.0	15	43.8	8.2	34	44.6	9.1
	JAMPEL HSS	93.8	100.0	98.2	16	60.6	13.2	40	64.2	11.7	56	63.2	12.1
LHUENTSE	LHUENTSE HSS	100.0	100.0	100.0	8	65.6	10.2	24	67.8	10.9	32	67.3	10.6
MONGAR	MONGAR HSS	77.8	80.6	80.0	9	43.2	4.7	31	45.9	10.1	40	45.3	9.2
	SHERUB RELDRI HSS	94.4	82.8	87.2	18	55.8	11.4	29	53.9	16.4	47	54.6	14.6
	YADI HSS	100.0	100.0	100.0	16	58.3	8.7	25	60.7	10.4	41	59.7	9.8
PARO	DRUKGYEL CS	100.0	100.0	100.0	58	64.9	11.3	44	69.2	11.9	102	66.8	11.7
	KARMA ACADEMY	100.0	98.2	99.0	46	66.0	10.8	56	66.9	11.1	102	66.5	10.9
	SHABA HSS												
	SHARI HSS	100.0	100.0	100.0	19	61.5	8.3	18	50.6	7.3	37	56.2	9.5
	TENZIN HSS	82.4	77.8	79.5	17	52.1	15.8	27	53.0	14.2	44	52.6	14.6
	UTPAL HSS												
	YOZERLING HSS												
PEMAGATSHEL	NANGKOR CS	100.0	100.0	100.0	39	60.2	4.9	44	63.2	10.3	83	61.8	8.3
	NGANGLAM HSS	66.7	68.0	67.9	3	41.3	5.1	25	41.6	9.6	28	41.6	9.2
PHUNTSHOLING THROMDE	NORBU ACADEMY												
	PHUENTSHOLING HSS	97.3	100.0	98.5	37	53.9	10.6	28	50.1	10.0	65	52.3	10.5
	YONTEN KUENJUNG ACADEMY	94.1	100.0	97.5	17	64.6	14.3	23	59.0	10.9	40	61.4	12.6
PUNAKHA	DASHIDING HSS												

DZONGKHAG / THROMDE	SCHOOL	PASS %			F			M			TOTAL		
		F	M	TOT	N	MEAN	SD	N	MEAN	SD	N	MEAN	SD
	PUNAKHA CS	97.9	100.0	98.9	47	57.6	11.1	48	59.3	10.5	95	58.5	10.8
	UGYEN ACADEMY HSS	100.0	100.0	100.0	70	70.6	8.7	82	74.0	8.3	152	72.4	8.6
SAMDRUP JONGKHAR	KARMALING HSS	88.9	92.9	91.9	9	54.3	12.0	28	48.3	7.5	37	49.8	9.0
	ORONG CS	100.0	100.0	100.0	21	50.0	6.8	40	54.7	8.9	61	53.1	8.5
SAMDRUP JONGKHAR THROMDE	DUNGSAM ACADEMY	100.0	90.9	93.3	8	59.5	5.8	22	55.2	9.8	30	56.4	9.0
SAMTSE	PELJORLING HSS												
	SAMTSE HSS	81.8	93.3	88.5	22	48.8	13.2	30	56.2	13.9	52	53.1	14.0
	TENDRUK CS	96.2	90.7	92.8	26	52.5	9.3	43	52.7	13.1	69	52.6	11.7
SARPANG	SARPANG CS	100.0	96.4	97.6	13	58.4	10.8	28	55.5	11.1	41	56.4	10.9
THIMPHU THROMDE	DECHHENCHOELING HSS												
	EDUCATING FOR LIFELONG CITIZENSHIP HS												
	KELKI HSS												
	MOTITHANG HSS	98.3	96.2	97.3	60	57.8	12.5	53	58.7	12.9	113	58.2	12.7
	NIMA HSS	97.9	87.3	92.2	47	58.0	10.8	55	56.8	14.4	102	57.3	12.8
	PELKHIL SCHOOL	86.8	85.7	86.2	38	53.4	12.5	49	56.8	14.4	87	55.3	13.6
	RINCHEN HSS												
	YANGCHENPHUG HSS	98.2	86.1	93.5	112	52.8	9.6	72	50.8	13.2	184	52.0	11.1
THIMPHU	DESI HIGH SCHOOL												
	WANGBAMA CS	93.3	100.0	94.7	15	46.8	5.6	4	51.8	9.7	19	47.8	6.6
TRASHIGANG	JAMPELING HSS	82.4	79.2	80.5	17	46.8	7.7	24	42.3	7.7	41	44.1	7.9
	JIGME SHERUBLING CS	100.0	100.0	100.0	23	50.7	8.2	62	62.4	14.3	85	59.2	13.9
	RANGJUNG CS	100.0	98.0	98.8	31	55.1	9.3	51	53.9	10.2	82	54.4	9.8
	TRASHITSE HSS	88.9	89.7	89.4	18	48.2	9.0	29	48.2	9.0	47	48.2	8.9
TRASHIYANGTSE	BAYLING CS	96.2	100.0	98.4	26	52.5	11.0	37	60.5	8.9	63	57.2	10.5
TRONGSA	SHERUBLING CS	90.5	75.0	82.9	21	49.7	8.0	20	42.5	8.3	41	46.2	8.8
TSIRANG	DAMPHU CS	100.0	100.0	100.0	20	66.7	8.4	29	63.4	11.8	49	64.7	10.6
WANGDUE PHODRANG	BAJOTHANG HSS	100.0	100.0	100.0	7	60.0	9.6	18	55.5	11.8	25	56.8	11.3
	GASELO CS	92.9	95.0	94.1	14	54.5	10.9	20	60.5	11.6	34	58.0	11.6
ZHEMGANG	ZHEMGANG CS	100.0	100.0	100.0	21	52.8	6.8	30	54.3	8.2	51	53.7	7.6

BIOLOGY

Ugyen Academy has the highest mean of 76.5 in Biology.

DZONGKHAG / THROMDE	SCHOOL	PASS %			F			M			TOTAL		
		F	M	TOT	N	MEAN	SD	N	MEAN	SD	N	MEAN	SD
BUMTHANG	JAKAR HSS	100.0	100.0	100.0	16	63.3	10.3	7	73.0	4.4	23	66.2	9.9
	SONAM KUENPHEN HSS												
CHHUKHA	CHUKHA CS	100.0	100.0	100.0	15	62.9	9.0	21	65.2	12.0	36	64.3	10.8
	GEDU HSS	80.0	100.0	87.0	15	47.4	10.7	8	57.6	12.6	23	51.0	12.2
	PAKSHIKHA CS												
DAGANA	DAGA HSS	100.0	100.0	100.0	3	62.3	11.9	5	66.4	7.4	8	64.9	8.7
	DRUKJEGANG HSS	100.0	100.0	100.0	3	63.7	3.8	6	60.0	5.9	9	61.2	5.3
GASA	BJISHONG CS												
GELEPHU THROMDE	GELEPHU HSS	100.0	100.0	100.0	23	63.4	9.0	15	66.3	10.0	38	64.6	9.4
	KUENDRUP HSS	100.0	93.8	96.9	16	63.4	9.5	16	55.9	13.8	32	59.7	12.3
	LOSEL GYATSHO ACADEMY												
HAA	GONGZIM UGYEN DORJI CS	100.0	100.0	100.0	12	49.4	10.2	8	59.1	9.9	20	53.3	11.0
	JAMPEL HSS	83.3	100.0	92.9	6	57.7	15.3	8	69.1	9.0	14	64.2	13.0
LHUEWENTSE	LHUEWENTSE HSS	100.0	100.0	100.0	4	75.0	5.7	14	76.4	8.7	18	76.1	8.0

DZONGKHAG / THROMDE	SCHOOL	PASS %			F			M			TOTAL		
		F	M	TOT	N	MEAN	SD	N	MEAN	SD	N	MEAN	SD
MONGAR	MONGAR HSS	100.0	100.0	100.0	8	55.8	7.8	14	63.4	13.8	22	60.6	12.3
	SHERUB RELDRI HSS	100.0	100.0	100.0	8	59.8	13.2	9	66.4	8.2	17	63.3	11.0
	YADI HSS	100.0	100.0	100.0	10	66.7	3.5	13	74.2	6.3	23	71.0	6.4
PARO	DRUKGYEL CS	100.0	100.0	100.0	44	67.9	10.7	24	69.5	10.7	68	68.5	10.7
	KARMA ACADEMY	100.0	100.0	100.0	24	66.3	11.3	12	69.3	8.8	36	67.3	10.5
	SHABA HSS												
	SHARI HSS	100.0	100.0	100.0	15	58.9	8.6	12	55.7	7.1	27	57.4	8.0
	TENZIN HSS	87.5	90.9	89.5	8	51.5	13.1	11	60.5	13.7	19	56.7	13.9
	UTPAL HSS												
	YOEZERLING HSS												
PEMAGATSHEL	NANGKOR CS	100.0	100.0	100.0	22	67.3	5.8	11	67.1	10.4	33	67.2	7.5
	NGANGLAM HSS	100.0	100.0	100.0	3	62.7	7.8	4	64.3	13.8	7	63.6	10.8
PHUNTSHOLING THROMDE	NORBU ACADEMY												
	PHUENTSHOLING HSS	100.0	100.0	100.0	30	60.1	8.5	8	51.0	8.2	38	58.2	9.1
	YONTEN KUENJUNG ACADEMY	100.0	100.0	100.0	7	66.1	14.6	4	63.0	9.2	11	65.0	12.4
PUNAKHA	DASHIDING HSS												
	PUNAKHA CS	100.0	100.0	100.0	29	68.9	10.2	9	76.9	7.9	38	70.8	10.2
	UGYEN ACADEMY HSS	100.0	100.0	100.0	42	75.9	7.9	11	78.9	6.4	53	76.5	7.6
SAMDRUP JONGKHAR	KARMALING HSS	100.0	100.0	100.0	5	55.8	7.8	2	59.0	2.8	7	56.7	6.7
	ORONG CS	100.0	100.0	100.0	9	68.1	4.5	19	69.1	6.6	28	68.8	5.9
SAMDRUP JONGKHAR THROMDE	DUNGSAM ACADEMY	100.0	100.0	100.0	5	64.2	7.8	6	63.5	12.7	11	63.8	10.3
SAMTSE	PELJORLING HSS												
	SAMTSE HSS	100.0	100.0	100.0	16	59.4	9.9	14	66.9	7.1	30	62.9	9.4
	TENDRUK CS	100.0	90.9	95.8	13	59.1	9.0	11	65.9	14.3	24	62.2	12.0
SARPANG	SARPANG CS	100.0	100.0	100.0	9	58.1	7.6	8	55.8	7.6	17	57.0	7.4
THIMPHU THROMDE	DECHHENCHOELING HSS												
	EDUCATING FOR LIFELONG CITIZENSHIP HS												
	KELKI HSS												
	MOTITHANG HSS	100.0	100.0	100.0	45	67.2	10.8	19	70.2	10.1	64	68.1	10.6
	NIMA HSS	100.0	100.0	100.0	29	65.7	11.7	17	66.6	14.5	46	66.0	12.7
	PELKHIL SCHOOL	96.2	100.0	97.8	26	61.8	12.8	19	63.6	10.6	45	62.6	11.8
	RINCHEN HSS												
THIMPHU	YANGCHENPHUG HSS	100.0	96.4	99.1	79	65.1	9.8	28	60.2	12.1	107	63.8	10.6
	DESI HIGH SCHOOL												
	WANGBAMA CS	100.0	100.0	100.0	13	54.8	8.7	1	44.0		14	54.1	8.9
TRASHIGANG	JAMPELING HSS	100.0	100.0	100.0	11	68.3	10.7	6	61.2	9.9	17	65.8	10.7
	JIGME SHERUBLING CS	100.0	100.0	100.0	13	60.8	8.2	21	74.5	11.3	34	69.2	12.2
	RANGJUNG CS	100.0	100.0	100.0	22	68.2	8.8	14	67.8	6.5	36	68.1	7.9
	TRASHITSE HSS	100.0	100.0	100.0	5	62.8	5.4	10	63.8	10.3	15	63.5	8.8
TRASHIYANGTSE	BAYLING CS	100.0	100.0	100.0	20	55.6	9.9	16	63.3	8.4	36	59.0	9.9
TRONGSA	SHERUBLING CS	92.9	75.0	88.9	14	51.0	9.2	4	39.5	8.7	18	48.4	10.1
TSIRANG	DAMPHU CS	100.0	100.0	100.0	19	66.5	8.4	11	67.8	10.8	30	67.0	9.2
WANGDUE PHODRANG	BAJOTHANG HSS	100.0	100.0	100.0	2	72.0	4.2	8	55.9	10.2	10	59.1	11.3
	GASELO CS	100.0	100.0	100.0	7	59.3	7.6	4	57.0	5.9	11	58.5	6.8
ZHEMGANG	ZHEMGANG CS	100.0	100.0	100.0	12	67.8	8.6	10	65.8	4.0	22	66.9	6.8

MATHEMATICS

Ugyen Academy has the highest mean of 87.0 in Mathematics.

DZONGKHAG / THROMDE	SCHOOL	PASS %			F			M			TOTAL		
		F	M	TOT	N	MEAN	SD	N	MEAN	SD	N	MEAN	SD
BUMTHANG	JAKAR HSS	50.0	100.0	88.9	6	44.5	25.6	21	78.7	16.9	27	71.1	23.6
	SONAM KUENPHEN HSS												
CHHUKHA	CHUKHA CS	87.5	92.9	91.7	8	54.4	13.2	28	62.6	16.3	36	60.8	15.9
	GEDU HSS	100.0	66.7	83.3	6	54.0	10.7	6	55.8	30.2	12	54.9	21.6
DAGANA	PAKSHIKHA CS												
	DAGA HSS	100.0	100.0	100.0	1	67.0		9	62.8	10.8	10	63.2	10.3
GASA	DRUKJEGANG HSS	0.0	81.3	72.2	2	29.0	2.8	16	57.2	18.6	18	54.1	19.7
	BJISHONG CS												
GELEPHU THROMDE	GELEPHU HSS	100.0	95.5	97.2	14	64.7	15.7	22	71.3	18.4	36	68.7	17.5
	KUENDRUP HSS	92.9	87.2	88.7	14	75.1	18.7	39	72.8	23.6	53	73.4	22.2
HAA	LOSEL GYATSHO ACADEMY												
	GONGZIM UGYEN DORJI CS	100.0	85.7	93.3	8	67.4	16.0	7	51.9	20.3	15	60.1	19.2
LHUENTSE	JAMPEL HSS	100.0	100.0	100.0	11	71.9	19.0	32	73.8	16.2	43	73.3	16.7
	LHUENTSE HSS	100.0	100.0	100.0	4	85.8	9.7	10	83.3	9.5	14	84.0	9.2
MONGAR	MONGAR HSS	100.0	82.4	83.3	1	46.0		17	64.6	21.6	18	63.6	21.4
	SHERUB RELDRI HSS	100.0	75.0	83.3	10	69.3	14.4	20	64.9	26.8	30	66.3	23.2
PARO	YADI HSS	100.0	100.0	100.0	6	70.0	16.8	12	74.0	13.4	18	72.7	14.2
	DRUKGYEL CS	100.0	95.0	97.1	14	65.2	14.6	20	79.3	19.7	34	73.5	18.9
SHABA HSS	KARMA ACADEMY	100.0	97.9	98.7	29	79.1	12.8	47	83.0	13.7	76	81.5	13.4
	SHARI HSS	100.0	85.7	91.7	5	69.8	14.2	7	54.7	15.5	12	61.0	16.3
TENZIN HSS	TENZIN HSS	100.0	93.8	96.0	9	74.0	10.7	16	68.4	17.4	25	70.4	15.3
	UTPAL HSS												
YOEZERLING HSS	YOEZERLING HSS												
	NANGKOR CS	100.0	100.0	100.0	17	71.3	12.3	33	75.4	17.8	50	74.0	16.1
NGANGLAM HSS	NGANGLAM HSS		61.9	61.9				21	49.0	21.5	21	49.0	21.5
PHUNTSOLING THROMDE	NORBU ACADEMY												
	PHUNTSOLING HSS	95.0	92.6	93.6	20	63.0	18.7	27	65.6	17.5	47	64.5	17.9
PUNAKHA	YONTEN KUENJUNG ACADEMY	100.0	94.7	96.6	10	86.3	13.9	19	77.8	17.1	29	80.8	16.3
	DASHIDING HSS												
PUNAKHA CS	PUNAKHA CS	100.0	100.0	100.0	27	66.3	13.1	40	74.0	14.8	67	70.9	14.5
	UGYEN ACADEMY HSS	100.0	100.0	100.0	33	85.0	11.5	72	88.0	9.8	105	87.0	10.4
SAMDROUP JONGKHAR	KARMALING HSS	100.0	80.8	83.3	4	61.5	11.6	26	49.8	14.8	30	51.4	14.8
	ORONG CS	91.7	95.2	93.9	12	58.8	15.2	21	65.2	16.8	33	62.8	16.3
SAMDROUP JONGKHAR THROMDE	DUNGSAM ACADEMY	100.0	100.0	100.0	3	64.7	18.0	16	71.6	11.5	19	70.5	12.4
SAMTSE	PELJORLING HSS												
	SAMTSE HSS	88.9	95.0	93.1	9	50.3	15.8	20	66.4	19.8	29	61.4	19.9
SARPANG	TENDRUK CS	92.3	84.4	86.7	13	64.9	15.2	32	61.2	21.2	45	62.3	19.6
	SARPANG CS	75.0	90.0	87.5	4	42.8	16.9	20	65.7	20.7	24	61.9	21.6
THIMPHU THROMDE	DECHHENCHOELING HSS												
	EDUCATING FOR LIFELONG CITIZENSHIP HS												
KELKI HSS	KELKI HSS												
	MOTITHANG HSS	91.3	92.3	91.9	23	65.8	20.3	39	68.6	21.0	62	67.6	20.6
NIMA HSS	NIMA HSS	100.0	92.1	94.6	18	72.2	13.5	38	71.4	18.7	56	71.7	17.1

DZONGKHAG / THROMDE	SCHOOL	PASS %			F			M			TOTAL		
		F	M	TOT	N	MEAN	SD	N	MEAN	SD	N	MEAN	SD
	PELKHIL SCHOOL	73.9	85.3	80.7	23	54.2	21.7	34	67.4	21.2	57	62.1	22.2
	RINCHEN HSS												
	YANGCHENPHUG HSS	98.6	96.3	97.7	74	65.1	15.3	54	68.6	18.3	128	66.6	16.7
THIMPHU	DESI HIGH SCHOOL												
	WANGBAMA CS	100.0	100.0	100.0	10	60.0	12.9	4	74.0	6.7	14	64.0	13.0
TRASHIGANG	JAMPILING HSS	100.0	83.3	87.5	6	66.2	14.4	18	56.7	16.9	24	59.0	16.6
	JIGME SHERUBLING CS	80.0	90.2	88.2	10	55.1	16.9	41	71.9	21.7	51	68.6	21.8
	RANGJUNG CS	66.7	86.5	82.6	9	55.0	18.5	37	58.2	17.0	46	57.6	17.1
	TRASHITSE HSS	92.3	100.0	96.9	13	71.5	17.1	19	75.8	17.5	32	74.1	17.2
TRASHIYANGTSE	BAYLING CS	100.0	100.0	100.0	6	68.7	16.4	21	74.0	10.1	27	72.9	11.6
TRONGSA	SHERUBLING CS	71.4	75.0	73.9	7	46.6	13.9	16	45.8	13.9	23	46.0	13.6
TSIRANG	DAMPHU CS	100.0	100.0	100.0	2	79.5	2.1	18	76.6	13.5	20	76.9	12.8
WANGDUE PHODRANG	BAJOTHANG HSS	80.0	58.3	64.7	5	62.6	19.2	12	51.8	22.3	17	54.9	21.5
	GASELO CS	87.5	93.8	91.7	8	50.0	16.5	16	74.6	17.7	24	66.4	20.7
ZHEMGANG	ZHEMGANG CS	100.0	95.0	96.6	9	72.7	7.3	20	63.5	15.0	29	66.3	13.7

BUSINESS MATHEMATICS

Ugyen Academy has the highest mean of 69.4 in Business Mathematics.

DZONGKHAG / THROMDE	SCHOOL	PASS %			F			M			TOTAL		
		F	M	TOT	N	MEAN	SD	N	MEAN	SD	N	MEAN	SD
BUMTHANG	JAKAR HSS	72.7	60.5	66.2	33	53.0	18.8	38	48.2	21.2	71	50.4	20.1
	SONAM KUENPHEN HSS	88.9	87.5	88.1	18	63.3	16.1	24	66.3	21.6	42	65.0	19.3
CHHUKHA	CHUKHA CS	63.0	68.5	66.0	46	46.6	18.2	54	49.0	18.0	100	47.9	18.0
	GEDU HSS												
	PAKSHIKHA CS	50.0	50.0	50.0	16	40.9	16.7	30	39.9	17.1	46	40.2	16.8
DAGANA	DAGA HSS	66.7	66.7	66.7	18	41.3	11.9	9	52.2	18.5	27	45.0	15.0
	DRUKJEGANG HSS	100.0	42.9	66.7	15	55.9	18.3	21	39.9	17.7	36	46.5	19.4
GASA	BJISHONG CS		25.0	25.0				8	28.0	9.9	8	28.0	9.9
GELEPHU THROMDE	GELEPHU HSS	68.0	62.5	65.6	50	47.9	17.8	40	49.2	20.8	90	48.5	19.1
	KUENDRUP HSS	40.9	50.0	44.7	44	36.3	18.8	32	45.9	26.5	76	40.3	22.7
	LOSEL GYATSHO ACADEMY	58.3	81.3	70.2	103	50.4	22.8	112	61.5	21.2	215	56.2	22.7
HAA	GONGZIM UGYEN DORJI CS	100.0	71.4	84.6	18	68.0	17.3	21	48.1	16.8	39	57.3	19.6
	JAMPHEL HSS	95.9	94.4	95.2	74	67.1	17.0	71	68.7	18.2	145	67.9	17.5
LHUEENTSE	LHUEENTSE HSS	94.3	97.5	96.0	35	62.0	15.5	40	65.7	17.3	75	64.0	16.5
MONGAR	MONGAR HSS	77.5	78.6	78.0	40	56.6	21.1	42	51.9	18.9	82	54.2	20.0
	SHERUB RELDRI HSS	54.0	61.3	56.4	63	44.1	19.4	31	44.5	20.1	94	44.3	19.5
	YADI HSS	75.0	87.5	81.8	20	48.0	12.6	24	59.3	18.8	44	54.2	17.1
PARO	DRUKGYEL CS	94.4	81.3	88.2	36	55.3	16.0	32	52.9	17.4	68	54.2	16.6
	KARMA ACADEMY	94.4	92.2	93.2	71	65.8	17.2	77	70.0	19.0	148	68.0	18.2
	SHABA HSS	81.3	81.8	81.6	16	50.6	15.8	22	49.4	14.0	38	49.9	14.6
	SHARI HSS	60.9	60.0	60.6	23	41.5	14.6	10	42.9	18.1	33	41.9	15.5
	TENZIN HSS	73.0	82.1	76.9	37	51.2	23.0	28	59.1	19.3	65	54.6	21.7
	UTPAL HSS	91.2	86.0	88.1	34	57.4	16.6	50	57.8	20.0	84	57.6	18.6
	YOEZERLING HSS	52.9	45.2	49.5	51	43.3	17.5	42	40.5	19.7	93	42.0	18.5
PEMAGATSHEL	NANGKOR CS	94.3	90.5	92.6	53	60.2	15.7	42	57.1	15.7	95	58.8	15.7
	NGANGLAM HSS	71.4	70.0	71.0	21	50.6	18.6	10	42.5	8.1	31	48.0	16.3
PHUENTSHOLING THROMDE	NORBU ACADEMY	51.9	54.1	52.6	79	40.8	15.8	37	46.4	21.2	116	42.6	17.8
	PHUENTSHOLING HSS	61.2	76.7	67.1	49	45.8	18.7	30	49.9	16.3	79	47.4	17.8

DZONGKHAG / THROMDE	SCHOOL	PASS %			F			M			TOTAL			
		F	M	TOT	N	MEAN	SD	N	MEAN	SD	N	MEAN	SD	
PUNAKHA	YONTEN KUENJUNG ACADEMY	61.3	66.7	64.1	31	48.5	21.3	33	52.6	21.2	64	50.6	21.2	
	DASHIDING HSS	75.0	55.0	65.9	24	49.4	18.9	20	45.9	17.6	44	47.8	18.2	
	PUNAKHA CS	64.0	71.9	68.4	25	49.2	16.0	32	50.4	21.9	57	49.9	19.4	
SAMDRUP JONGKHAR	UGYEN ACADEMY HSS	92.9	91.0	92.0	98	66.2	18.2	89	72.9	20.5	187	69.4	19.6	
	KARMALING HSS	77.3	84.4	81.5	22	54.8	17.8	32	55.0	16.7	54	54.9	17.0	
	ORONG CS	85.7	100.0	90.9	7	51.4	14.2	4	55.0	16.5	11	52.7	14.3	
SAMDRUP JONGKHAR THROMDE	DUNGSAM ACADEMY	87.1	91.7	89.1	31	58.9	18.3	24	61.9	16.6	55	60.2	17.5	
SAMTSE	PELJORLING HSS	50.0	50.0	50.0	6	46.3	18.3	4	40.5	16.9	10	44.0	17.0	
	SAMTSE HSS	71.4	53.8	63.0	14	53.5	16.5	13	50.7	25.6	27	52.1	21.0	
	TENDRUK CS	68.8	67.7	68.1	16	47.1	15.3	31	46.5	21.6	47	46.7	19.5	
SARPANG	SARPANG CS	51.4	85.2	65.6	37	44.2	18.1	27	59.0	18.6	64	50.4	19.6	
THIMPHU THROMDE	DECHHENCHOELING HSS	41.7	60.0	51.9	12	32.3	11.5	15	41.4	15.8	27	37.3	14.5	
	EDUCATING FOR LIFELONG CITIZENSHIP HS	100.0	100.0	100.0	3	51.7	2.3	3	57.7	7.6	6	54.7	6.0	
	KELKI HSS	39.4	48.0	43.5	132	38.9	19.3	123	42.4	20.5	255	40.6	19.9	
	MOTITHANG HSS	81.0	80.4	80.8	79	51.9	16.0	51	51.2	17.3	130	51.6	16.5	
	NIMA HSS	81.6	66.2	74.5	87	56.3	20.3	74	53.2	23.7	161	54.9	21.9	
	PELKHIL SCHOOL	54.4	64.6	60.3	57	44.4	19.3	79	50.1	24.3	136	47.7	22.4	
	RINCHEN HSS	61.3	62.1	61.7	106	45.3	17.5	87	47.2	19.5	193	46.1	18.4	
	YANGCHENPHUG HSS	71.2	66.4	69.1	146	47.5	18.4	116	48.4	18.0	262	47.9	18.2	
	THIMPHU	DESI HIGH SCHOOL	78.3	85.1	81.8	69	57.3	20.5	74	66.9	21.2	143	62.2	21.4
		WANGBAMA CS	86.7	81.3	83.9	15	54.5	14.5	16	54.3	17.8	31	54.4	16.0
TRASHIGANG	JAMPELING HSS	55.8	42.9	51.6	43	41.4	15.7	21	43.6	18.5	64	42.1	16.5	
	JIGME SHERUBLING CS	50.0	60.0	55.6	8	42.8	14.8	10	43.9	18.3	18	43.4	16.4	
	RANGJUNG CS	81.5	72.2	76.2	27	49.2	15.1	36	45.8	11.3	63	47.3	13.1	
TRASHIYANGTSE	TRASHITSE HSS	84.8	89.3	86.5	46	54.5	18.0	28	57.8	16.1	74	55.7	17.2	
	BAYLING CS	80.6	80.0	80.3	31	49.0	14.5	35	52.7	15.4	66	51.0	15.0	
TRONGSA	SHERUBLING CS	60.0	25.9	42.3	25	44.7	16.4	27	33.1	12.7	52	38.7	15.6	
TSIRANG	DAMPHU CS	64.5	69.4	67.2	31	48.1	16.6	36	48.0	19.0	67	48.0	17.8	
WANGDUE PHODRANG	BAJOTHANG HSS	72.7	57.9	65.9	22	50.7	17.4	19	45.6	20.3	41	48.3	18.8	
	GASELO CS	78.3	90.0	83.7	23	55.7	18.9	20	63.3	21.0	43	59.2	20.0	
ZHEMGANG	ZHEMGANG CS	88.2	87.5	87.8	17	52.9	13.0	32	56.7	16.8	49	55.4	15.5	

ECONOMICS

Ugyen Academy has the highest mean of 59.3 in Economics.

DZONGKHAG / THROMDE	SCHOOL	PASS %			F			M			TOTAL		
		F	M	TOT	N	MEAN	SD	N	MEAN	SD	N	MEAN	SD
BUMTHANG	JAKAR HSS	87.5	94.1	90.5	40	49.8	12.3	34	53.2	10.9	74	51.3	11.7
	SONAM KUENPHEN HSS	88.5	95.2	91.5	26	52.1	12.3	21	55.7	10.1	47	53.7	11.4
CHHUKHA	CHUKHA CS	91.1	67.2	78.9	56	52.1	10.3	58	45.2	12.2	114	48.6	11.8
	GEDU HSS												
	PAKSHIKHA CS	100.0	86.1	90.7	18	55.9	7.2	36	52.6	12.1	54	53.7	10.7
DAGANA	DAGA HSS	79.6	78.1	79.1	54	45.3	9.4	32	45.9	11.1	86	45.5	10.0
	DRUKJEGANG HSS	75.9	77.8	76.9	29	45.5	10.2	36	41.9	9.1	65	43.5	9.7
GASA	BJISHONG CS	75.0	40.0	47.4	4	45.8	16.5	15	36.1	12.2	19	38.1	13.3
GELEPHU THROMDE	GELEPHU HSS	70.0	58.1	64.8	40	42.9	11.0	31	42.3	11.9	71	42.6	11.3
	KUENDRUP HSS	50.0	58.1	53.0	102	39.1	14.8	62	42.9	15.1	164	40.5	15.0
	LOSEL GYATSHO ACADEMY	45.1	56.8	50.3	164	37.8	15.8	132	42.1	16.5	296	39.7	16.3
HAA	GONGZIM UGYEN DORJI CS	66.7	58.3	62.5	24	49.2	13.3	24	39.2	13.6	48	44.2	14.3

DZONGKHAG / THROMDE	SCHOOL	PASS %			F			M			TOTAL		
		F	M	TOT	N	MEAN	SD	N	MEAN	SD	N	MEAN	SD
	JAMPEL HSS	88.3	85.4	86.8	77	54.8	14.6	82	53.0	12.9	159	53.9	13.7
LHUEMSE	LHUEMSE HSS	85.1	85.7	85.4	47	49.7	10.7	56	53.3	12.8	103	51.7	11.9
MONGAR	MONGAR HSS	77.5	86.0	81.0	80	47.9	14.0	57	50.1	12.2	137	48.8	13.3
	SHERUB RELDRI HSS	66.2	74.5	69.8	71	43.8	15.4	55	49.9	16.9	126	46.4	16.3
	YADI HSS	56.5	75.0	67.3	23	42.7	13.8	32	45.9	15.7	55	44.5	14.9
PARO	DRUKGYEL CS	77.8	38.7	59.7	36	47.9	11.0	31	36.5	13.4	67	42.6	13.4
	KARMA ACADEMY	91.2	83.8	87.7	91	52.3	11.0	80	51.6	14.1	171	52.0	12.5
	SHABA HSS	82.4	52.4	65.8	17	46.1	8.6	21	38.0	12.2	38	41.6	11.4
	SHARI HSS	78.1	86.7	80.9	32	48.1	11.5	15	47.0	7.6	47	47.7	10.3
	TENZIN HSS	63.8	76.3	69.4	47	46.4	13.3	38	49.1	17.0	85	47.6	15.0
	UTPAL HSS	47.2	50.0	48.8	36	40.1	15.3	48	40.0	14.4	84	40.0	14.7
	YOEZERLING HSS	38.7	48.4	43.1	75	34.3	12.8	62	37.6	13.2	137	35.8	13.0
PEMAGATSHEL	NANGKOR CS	75.4	69.6	72.8	57	45.6	12.3	46	40.7	12.3	103	43.4	12.5
	NGANGLAM HSS	68.0	72.7	69.4	25	44.3	12.3	11	40.5	8.6	36	43.1	11.3
PHUNTSHOLING THROMDE	NORBU ACADEMY	24.4	28.6	25.6	86	29.2	13.0	35	29.9	16.4	121	29.4	14.0
	PHUNTSHOLING HSS	75.8	76.5	76.0	33	46.0	11.6	17	47.9	13.3	50	46.6	12.1
	YONTEN KUENJUNG ACADEMY	47.7	61.5	52.9	44	37.8	16.8	26	44.2	16.3	70	40.1	16.8
PUNAKHA	DASHIDING HSS	87.8	72.7	82.5	41	51.0	12.3	22	46.6	10.6	63	49.4	11.8
	PUNAKHA CS	87.1	96.7	91.8	31	49.9	10.8	30	51.2	9.3	61	50.6	10.1
	UGYEN ACADEMY HSS	92.9	96.0	94.3	28	60.4	12.6	25	58.0	13.6	53	59.3	13.0
SAMDRUP JONGKHAR	KARMALING HSS	81.3	86.2	83.6	32	48.7	10.6	29	51.2	11.2	61	49.9	10.9
	ORONG CS	62.5	72.0	66.2	40	41.3	11.3	25	44.6	10.0	65	42.5	10.9
SAMDRUP JONGKHAR THROMDE	DUNGSAM ACADEMY	66.7	72.5	69.1	54	45.9	15.3	40	46.0	13.1	94	46.0	14.3
SAMTSE	PELJORLING HSS	80.0	100.0	87.5	10	48.5	9.9	6	47.3	10.0	16	48.1	9.6
	SAMTSE HSS	66.7	62.5	64.7	18	43.7	17.8	16	40.6	13.3	34	42.2	15.7
	TENDRUK CS	56.3	61.9	59.5	16	40.9	11.8	21	43.2	13.5	37	42.2	12.7
SARPANG	SARPANG CS	68.2	78.0	72.9	44	44.7	11.8	41	45.9	12.0	85	45.3	11.9
THIMPHU THROMDE	DECHHENCHOELING HSS	84.2	63.2	73.7	19	44.6	9.6	19	39.4	10.3	38	42.0	10.1
	EDUCATING FOR LIFELONG CITIZENSHIP HS												
	KELKI HSS	71.9	72.8	72.3	114	44.8	11.7	92	46.0	12.5	206	45.3	12.1
	MOTITHANG HSS	77.9	63.3	72.3	95	46.0	9.9	60	41.4	9.7	155	44.2	10.0
	NIMA HSS	75.5	59.1	68.8	94	49.3	14.3	66	44.7	19.6	160	47.4	16.8
	PELKHIL SCHOOL	58.7	66.0	62.1	109	41.6	13.0	97	43.8	14.1	206	42.6	13.6
	RINCHEN HSS	58.9	55.0	57.2	107	40.6	12.9	80	41.3	13.8	187	40.9	13.3
	YANGCHENPHUG HSS	77.3	53.8	68.6	154	45.9	11.5	91	39.7	13.0	245	43.6	12.4
THIMPHU	DESI HIGH SCHOOL	65.2	80.3	72.6	69	43.1	14.4	66	46.9	12.7	135	45.0	13.6
	WANGBAMA CS	82.1	65.0	75.0	28	50.1	11.7	20	46.5	13.1	48	48.6	12.3
TRASHIGANG	JAMPELING HSS	85.4	94.7	89.5	48	50.9	12.2	38	52.7	10.4	86	51.7	11.4
	JIGME SHERUBLING CS	100.0	100.0	100.0	14	57.7	10.8	19	57.2	10.4	33	57.4	10.4
	RANGJUNG CS	84.4	82.9	83.7	45	52.5	15.5	41	47.2	13.2	86	50.0	14.6
	TRASHITSE HSS	69.6	71.4	70.3	46	45.9	11.8	28	44.9	11.5	74	45.5	11.6
TRASHIYANGTSE	BAYLING CS	83.9	71.4	77.3	31	52.6	13.1	35	46.0	13.7	66	49.1	13.8
TRONGSA	SHERUBLING CS	83.3	56.4	69.3	36	48.5	12.3	39	45.0	14.0	75	46.7	13.2
TSIRANG	DAMPHU CS	88.5	81.5	85.3	96	51.7	10.9	81	48.8	11.5	177	50.4	11.2
WANGDUE PHODRANG	BAJOTHANG HSS	100.0	95.8	98.2	33	54.4	7.1	24	49.8	10.8	57	52.4	9.1
	GASELO CS	87.5	57.1	78.3	16	52.4	12.5	7	46.3	15.8	23	50.6	13.5
ZHEMGANG	ZHEMGANG CS	88.1	78.3	83.0	42	47.6	9.5	46	46.5	10.6	88	47.1	10.0

COMMERCE

Mongar HSS has the highest mean of 58.8 in Commerce.

DZONGKHAG / THROMDE	SCHOOL	PASS %			F			M			TOTAL		
		F	M	TOT	N	MEAN	SD	N	MEAN	SD	N	MEAN	SD
BUMTHANG	JAKAR HSS	95.7	92.0	93.8	23	55.3	10.4	25	56.8	12.4	48	56.0	11.4
	SONAM KUENPHEN HSS	75.0	61.9	66.7	12	46.8	13.1	21	44.2	14.1	33	45.2	13.6
CHHUKHA	CHUKHA CS	88.6	72.7	79.7	35	52.8	10.6	44	48.2	12.1	79	50.3	11.6
	GEDU HSS												
DAGANA	PAKSHIKHA CS	72.7	63.2	66.7	11	46.5	12.7	19	42.1	11.1	30	43.7	11.7
	DAGA HSS	78.6	88.9	82.6	14	47.7	9.7	9	51.6	11.1	23	49.2	10.2
GASA	DRUKJEGANG HSS	93.3	90.5	91.7	15	54.4	9.7	21	46.3	8.8	36	49.7	9.9
	BJISHONG CS												
GELEPHU THROMDE	GELEPHU HSS	84.2	70.3	77.3	38	47.8	10.1	37	43.9	10.8	75	45.9	10.6
	KUENDRUP HSS	44.1	60.7	51.6	34	41.8	14.9	28	44.7	13.8	62	43.1	14.4
HAA	LOSEL GYATSHO ACADEMY	65.2	71.7	68.6	89	45.5	16.3	99	48.5	16.4	188	47.1	16.4
	GONGZIM UGYEN DORJI CS	81.3	47.1	63.6	16	51.4	14.2	17	36.3	15.1	33	43.6	16.4
LHUEWNTSE	JAMPHEL HSS	85.0	87.1	86.1	60	53.4	14.3	62	56.0	13.8	122	54.7	14.1
	LHUEWNTSE HSS	93.8	100.0	97.6	16	53.9	12.0	26	60.7	9.9	42	58.1	11.1
MONGAR	MONGAR HSS	96.2	87.0	91.8	26	60.4	11.9	23	57.1	12.7	49	58.8	12.3
	SHERUB RELDRI HSS	81.6	66.7	75.8	38	48.5	14.3	24	44.3	21.3	62	46.9	17.3
PARO	YADI HSS	70.6	77.8	74.3	17	45.6	12.5	18	47.8	12.2	35	46.8	12.2
	DRUKGYEL CS	75.0	53.1	64.7	36	46.1	11.6	32	41.1	13.6	68	43.7	12.7
PEMAGATSHEL	KARMA ACADEMY	90.9	89.8	90.4	55	54.6	12.3	59	54.8	13.8	114	54.7	13.1
	SHABA HSS	100.0	68.8	80.8	10	53.5	10.5	16	42.5	11.1	26	46.7	12.0
PHUNTSHOLING THROMDE	SHARI HSS	91.7	85.7	89.5	12	52.8	12.0	7	51.4	17.1	19	52.3	13.7
	TENZIN HSS	64.5	71.4	67.8	31	46.1	12.5	28	49.7	18.7	59	47.8	15.7
PUNAKHA	UTPAL HSS	32.4	41.7	37.8	34	37.1	16.6	48	39.4	17.0	82	38.5	16.8
	YOEZERLING HSS	39.5	56.7	47.1	38	35.9	12.6	30	38.9	15.5	68	37.2	14.0
SAMDROUP JONGKHAR	NANGKOR CS	78.6	78.6	78.6	28	51.0	14.9	14	50.9	10.7	42	50.9	13.5
	NGANGLAM HSS	64.3	20.0	52.6	14	43.3	7.6	5	37.8	7.4	19	41.8	7.7
SAMDROUP JONGKHAR THROMDE	NORBU ACADEMY	40.0	47.1	42.4	65	35.6	13.1	34	38.8	19.0	99	36.7	15.3
	PHUENTSHOLING HSS	82.1	80.8	81.5	39	51.7	11.7	26	53.2	15.2	65	52.3	13.1
SAMPANG	YONTEN KUENJUNG ACADEMY	70.0	75.8	73.0	30	49.6	15.4	33	50.7	16.6	63	50.1	15.9
	DASHIDING HSS	93.8	94.1	93.9	16	51.6	10.9	17	48.1	8.2	33	49.8	9.7
SAMDROUP JONGKHAR THROMDE	PUNAKHA CS	88.9	57.7	70.5	18	43.3	5.0	26	41.7	13.4	44	42.3	10.7
	UGYEN ACADEMY HSS	91.5	93.5	92.5	82	54.8	13.3	77	54.0	12.0	159	54.4	12.6
SAMDROUP JONGKHAR THROMDE	KARMALING HSS	75.0	75.0	75.0	16	48.5	11.7	24	46.6	10.4	40	47.4	10.8
	ORONG CS												
SAMDROUP JONGKHAR THROMDE	DUNGSAM ACADEMY	88.9	87.5	88.2	18	54.2	12.1	16	50.3	10.6	34	52.4	11.4
	PELJORLING HSS												
SAMPANG	SAMTSE HSS	100.0	90.9	95.8	13	58.1	9.9	11	51.0	12.8	24	54.8	11.6
	TENDRUK CS	68.8	77.4	74.5	16	47.6	13.1	31	47.5	13.6	47	47.6	13.3
THIMPHU THROMDE	SARPANG CS	81.8	90.5	86.0	22	50.2	13.2	21	51.6	10.6	43	50.9	11.9
	DECHHENCHOELING HSS	57.1	76.9	70.0	7	41.0	8.9	13	42.8	11.1	20	42.2	10.2
SAMPANG	EDUCATING FOR LIFELONG CITIZENSHIP HS	100.0	100.0	100.0	3	51.7	5.7	2	59.0	15.6	5	54.6	9.6
	KELKI HSS	52.2	54.7	53.4	92	39.5	15.7	86	40.4	14.5	178	39.9	15.1
SAMPANG	MOTITHANG HSS	87.8	81.6	85.4	74	52.5	12.0	49	48.1	10.9	123	50.7	11.7
	NIMA HSS	67.5	52.6	61.3	80	47.3	17.4	57	42.7	19.5	137	45.4	18.4
SAMPANG	PELKHIL SCHOOL	69.8	80.0	75.4	53	45.5	13.7	65	48.1	12.8	118	46.9	13.2

DZONGKHAG / THROMDE	SCHOOL	PASS %			F			M			TOTAL		
		F	M	TOT	N	MEAN	SD	N	MEAN	SD	N	MEAN	SD
THIMPHU	RINCHEN HSS	52.4	66.1	59.0	63	41.4	14.7	59	44.8	13.5	122	43.0	14.2
	YANGCHENPHUG HSS	92.3	75.5	84.3	117	55.5	12.7	106	47.8	15.0	223	51.9	14.3
	DESI HIGH SCHOOL	67.2	76.1	71.8	64	43.8	17.3	67	46.9	14.3	131	45.3	15.9
TRASHIGANG	WANGBAMA CS	76.9	80.0	78.6	13	50.0	14.6	15	44.8	12.4	28	47.2	13.5
	JAMPELING HSS	83.3	84.6	83.8	24	49.5	13.1	13	52.7	10.6	37	50.6	12.2
TRASHIYANGTSE	JIGME SHERUBLING CS												
	RANGJUNG CS	80.0	63.6	70.3	15	48.7	12.9	22	41.3	11.7	37	44.3	12.6
	TRASHITSE HSS	61.1	63.2	62.2	18	40.6	10.4	19	46.7	13.0	37	43.7	12.0
TRONGSA	BAYLING CS	80.0	38.1	58.5	20	45.0	9.9	21	35.1	9.4	41	39.9	10.8
TSIRANG	SHERUBLING CS	70.6	63.2	66.7	17	45.8	13.5	19	39.7	9.8	36	42.6	11.9
WANGDUE PHODRANG	DAMPHU CS	84.6	100.0	95.5	13	57.4	13.0	31	57.9	10.1	44	57.7	10.8
ZHEMGANG	BAJOTHANG HSS	100.0	92.3	96.6	16	57.2	12.0	13	52.3	13.0	29	55.0	12.5
	GASELO CS	85.0	76.5	81.1	20	46.9	9.4	17	45.9	10.9	37	46.4	10.0
	ZHEMGANG CS	90.9	76.5	82.1	11	51.8	11.1	17	45.6	13.1	28	48.1	12.5

ACCOUNTANCY

Ugyen Academy has the highest mean of 76.4 in Accountancy.

DZONGKHAG / THROMDE	SCHOOL	PASS %			F			M			TOTAL		
		F	M	TOT	N	MEAN	SD	N	MEAN	SD	N	MEAN	SD
BUMTHANG	JAKAR HSS	100.0	96.0	97.9	23	68.3	14.4	25	59.6	16.7	48	63.8	16.1
	SONAM KUENPHEN HSS	100.0	76.2	84.8	12	52.1	10.7	21	53.1	18.3	33	52.8	15.8
CHHUKHA	CHUKHA CS	88.6	86.4	87.3	35	51.1	11.7	44	50.0	11.5	79	50.5	11.5
	GEDU HSS												
DAGANA	PAKSHIKHA CS	100.0	100.0	100.0	11	56.9	9.2	19	52.6	10.7	30	54.2	10.2
	DAGA HSS	100.0	100.0	100.0	14	54.5	9.4	9	57.0	15.5	23	55.5	11.9
GASA	DRUKJEGANG HSS	100.0	76.2	86.1	15	55.5	9.7	21	45.8	15.0	36	49.8	13.8
	BJISHONG CS												
GELEPHU THROMDE	GELEPHU HSS	94.7	97.3	96.0	38	62.5	12.1	37	60.2	13.2	75	61.3	12.6
	KUENDRUP HSS	82.4	82.1	82.3	34	47.5	10.3	28	51.7	17.8	62	49.4	14.2
	LOSEL GYATSHO ACADEMY	82.0	87.9	85.1	89	54.9	16.9	99	59.8	16.9	188	57.5	17.1
HAA	GONGZIM UGYEN DORJI CS	100.0	76.5	87.9	16	71.7	12.1	17	52.5	17.5	33	61.8	17.8
	JAMPEL HSS	100.0	98.4	99.2	60	68.2	13.2	62	72.1	14.2	122	70.2	13.8
LHUEYNTSE	LHUEYNTSE HSS	100.0	96.2	97.6	16	62.1	10.6	26	61.3	15.6	42	61.6	13.7
MONGAR	MONGAR HSS	96.2	95.7	95.9	26	74.3	14.5	23	70.1	14.7	49	72.3	14.6
	SHERUB RELDRI HSS	65.8	41.7	56.5	38	45.2	15.1	24	40.8	18.3	62	43.5	16.4
PARO	YADI HSS	64.7	55.6	60.0	17	41.9	11.4	18	43.6	16.2	35	42.8	13.9
	DRUKGYEL CS	88.9	84.4	86.8	36	53.9	12.0	32	52.4	14.9	68	53.2	13.3
	KARMA ACADEMY	98.2	96.6	97.4	55	63.9	13.1	59	67.0	13.9	114	65.5	13.5
	SHABA HSS	90.0	81.3	84.6	10	58.2	9.8	16	49.6	14.2	26	52.9	13.2
	SHARI HSS	100.0	71.4	89.5	12	54.0	8.7	7	48.7	17.8	19	52.1	12.6
	TENZIN HSS	100.0	89.3	94.9	31	54.5	13.3	28	58.6	17.2	59	56.5	15.3
PEMAGATSHEL	UTPAL HSS	87.9	68.8	76.5	33	50.2	14.1	48	50.5	18.7	81	50.4	16.9
	YOEZERLING HSS	77.8	59.3	69.8	36	46.9	12.5	27	44.4	14.8	63	45.8	13.5
	NANGKOR CS	96.4	100.0	97.6	28	67.2	13.2	14	68.8	14.9	42	67.7	13.6
PHUNTSHOLING THROMDE	NGANGLAM HSS	92.9	80.0	89.5	14	45.5	6.2	5	44.6	9.3	19	45.3	6.9
	NORBU ACADEMY	64.6	58.8	62.6	65	43.4	12.1	34	46.5	19.5	99	44.4	15.0
	PHUENTSHOLING HSS	94.9	92.3	93.8	39	57.1	12.5	26	62.8	19.7	65	59.4	15.9

DZONGKHAG / THROMDE	SCHOOL	PASS %			F			M			TOTAL			
		F	M	TOT	N	MEAN	SD	N	MEAN	SD	N	MEAN	SD	
PUNAKHA	YONTEN KUENJUNG ACADEMY	76.7	75.8	76.2	30	47.8	13.2	33	50.0	14.5	63	48.9	13.8	
	DASHIDING HSS	100.0	94.1	97.0	16	72.4	11.0	17	64.0	17.3	33	68.1	15.0	
	PUNAKHA CS	88.9	88.5	88.6	18	50.6	10.8	26	54.0	15.4	44	52.6	13.7	
SAMDRUP JONGKHAR	UGYEN ACADEMY	100.0	100.0	100.0	82	74.7	11.5	77	78.2	11.0	159	76.4	11.4	
	KARMALING HSS	93.8	95.7	94.9	16	54.5	12.8	23	55.6	11.2	39	55.1	11.8	
SAMDRUP JONGKHAR THROMDE	ORONG CS													
	DUNGSAM ACADEMY	94.4	93.8	94.1	18	61.6	14.0	16	53.8	15.1	34	57.9	14.8	
SAMTSE	PELJORLING HSS													
	SAMTSE HSS	100.0	63.6	83.3	13	55.9	10.3	11	51.0	19.2	24	53.7	14.9	
	TENDRUK CS	100.0	83.9	89.4	16	58.5	10.4	31	51.5	14.0	47	53.9	13.2	
SARPANG	SARPANG CS	68.2	81.0	74.4	22	45.2	11.4	21	50.4	15.5	43	47.8	13.6	
THIMPHU THROMDE	DECHHENCHOELING HSS	85.7	76.9	80.0	7	46.1	15.1	13	51.8	18.1	20	49.9	16.9	
	EDUCATING FOR LIFELONG CITIZENSHIP HS				1	40.0					1	40.0		
THIMPHU	KELKI HSS	80.4	69.8	75.3	92	49.2	14.6	86	49.5	17.1	178	49.4	15.8	
	MOTITHANG HSS	90.5	83.7	87.8	74	55.7	13.1	49	51.9	15.0	123	54.2	14.0	
	NIMA HSS	87.5	64.9	78.1	80	53.8	15.8	57	50.0	21.5	137	52.2	18.4	
	PELKHIL SCHOOL	67.9	73.8	71.2	53	46.4	13.9	65	51.8	18.3	118	49.4	16.6	
	RINCHEN HSS	54.0	47.5	50.8	63	40.7	13.1	59	38.3	13.2	122	39.6	13.1	
	YANGCHENPHUG HSS	79.5	63.2	71.7	117	53.6	15.2	106	46.4	17.9	223	50.2	16.9	
	DESI HIGH SCHOOL	95.3	97.0	96.2	64	72.8	16.0	67	75.1	16.5	131	73.9	16.2	
	WANGBAMA CS	69.2	73.3	71.4	13	46.2	12.6	15	46.7	14.5	28	46.4	13.4	
	TRASHIGANG	JAMPELING HSS	83.3	38.5	67.6	24	47.6	13.2	13	40.2	12.6	37	45.0	13.3
		JIGME SHERUBLING CS												
RANGJUNG CS		86.7	59.1	70.3	15	51.9	11.8	22	41.9	12.0	37	45.9	12.8	
TRASHIYANGTSE	TRASHITSE HSS	83.3	89.5	86.5	18	50.6	10.9	19	53.3	14.9	37	52.0	13.0	
	BAYLING CS	100.0	81.0	90.2	20	54.8	9.2	21	51.4	11.9	41	53.0	10.7	
TRONGSA	SHERUBLING CS	82.4	73.7	77.8	17	46.4	9.2	19	46.5	13.5	36	46.4	11.5	
TSIRANG	DAMPHU CS	100.0	100.0	100.0	13	70.6	7.6	31	67.9	14.3	44	68.7	12.7	
WANGDUE PHODRANG	BAJOTHANG HSS	100.0	69.2	86.2	16	50.7	8.5	13	46.7	14.5	29	48.9	11.6	
	GASELO CS	95.0	82.4	89.2	20	53.3	11.6	17	58.8	18.4	37	55.8	15.2	
ZHEMGANG	ZHEMGANG CS	100.0	88.2	92.9	11	50.2	6.4	17	53.3	12.5	28	52.1	10.5	

HISTORY

Jakar HSS has the highest mean of 69.3 in History.

DZONGKHAG / THROMDE	SCHOOL	PASS %			F			M			TOTAL		
		F	M	TOT	N	MEAN	SD	N	MEAN	SD	N	MEAN	SD
BUMTHANG	JAKAR HSS	100.0	100.0	100.0	32	68.5	9.8	25	70.3	9.9	57	69.3	9.8
	SONAM KUENPHEN HSS	84.6	84.6	84.6	13	46.9	10.7	13	46.0	7.8	26	46.5	9.2
CHHUKHA	CHUKHA CS	100.0	100.0	100.0	33	61.1	7.2	37	62.0	9.3	70	61.6	8.3
	GEDU HSS												
DAGANA	PAKSHIKHA CS	100.0	91.3	94.7	15	45.7	4.9	23	50.3	8.1	38	48.5	7.3
	DAGA HSS	100.0	100.0	100.0	38	56.1	5.4	21	56.5	6.7	59	56.3	5.9
	DRUKJEGANG HSS	100.0	100.0	100.0	13	63.2	7.0	19	62.2	9.2	32	62.6	8.3

DZONGKHAG / THROMDE	SCHOOL	PASS %			F			M			TOTAL		
		F	M	TOT	N	MEAN	SD	N	MEAN	SD	N	MEAN	SD
GASA	BJISHONG CS	100.0	100.0	100.0	4	63.5	4.4	16	60.4	6.5	20	61.1	6.2
GELEPHU THROMDE	GELEPHU HSS	100.0	100.0	100.0	24	60.3	8.2	13	56.8	9.0	37	59.0	8.5
	KUENDRUP HSS	78.6	83.3	80.2	56	45.9	8.7	30	46.3	8.1	86	46.0	8.4
	LOSEL GYATSHO ACADEMY	90.1	95.1	92.4	71	49.6	8.1	61	50.5	8.6	132	50.0	8.3
HAA	GONGZIM UGYEN DORJI CS	91.7	93.8	92.5	24	48.5	9.3	16	53.1	8.4	40	50.4	9.1
	JAMPHEL HSS	92.0	87.9	89.7	25	48.6	7.6	33	48.6	7.9	58	48.6	7.7
LHUENTSE	LHUENTSE HSS	100.0	100.0	100.0	30	64.9	8.3	22	68.0	8.2	52	66.2	8.3
MONGAR	MONGAR HSS	97.6	100.0	98.6	82	59.4	10.2	60	59.7	7.7	142	59.5	9.2
	SHERUB RELDRI HSS	80.4	86.7	82.7	51	45.7	8.0	30	49.5	9.8	81	47.1	8.8
	YADI HSS	100.0	100.0	100.0	18	63.1	11.7	18	65.7	14.0	36	64.4	12.8
PARO	DRUKGYEL CS												
	KARMA ACADEMY	100.0	97.0	98.5	33	54.2	8.9	33	59.2	10.0	66	56.7	9.7
	SHABA HSS	100.0	83.3	92.3	7	52.9	6.1	6	50.0	10.6	13	51.5	8.2
	SHARI HSS	100.0	100.0	100.0	21	60.7	8.7	11	61.6	9.5	32	61.0	8.8
	TENZIN HSS	91.7	84.2	88.4	24	48.8	7.3	19	49.7	10.5	43	49.2	8.7
	UTPAL HSS	57.4	75.0	65.1	47	40.4	8.1	36	44.4	7.5	83	42.1	8.1
	YOZERLING HSS	85.4	100.0	91.5	48	46.9	9.3	34	50.5	7.8	82	48.4	8.8
PEMAGATSHEL	NANGKOR CS	100.0	100.0	100.0	39	60.3	9.1	22	59.7	10.1	61	60.0	9.4
	NGANGLAM HSS	92.9	100.0	96.2	14	48.9	13.8	12	53.2	8.9	26	50.8	11.8
PHUNTSHOLING THROMDE	NORBU ACADEMY	86.5	76.9	84.0	37	44.0	5.9	13	41.2	7.5	50	43.3	6.4
	PHUENTSHOLING HSS	100.0	100.0	100.0	14	67.4	7.3	6	61.3	11.4	20	65.6	8.9
	YONTEN KUENJUNG ACADEMY	73.1	75.0	73.9	26	42.4	6.9	20	46.3	10.1	46	44.1	8.6
PUNAKHA	DASHIDING HSS	100.0	100.0	100.0	28	64.1	8.3	20	64.4	8.2	48	64.3	8.2
	PUNAKHA CS	100.0	100.0	100.0	43	61.4	8.4	40	60.8	8.9	83	61.1	8.6
	UGYEN ACADEMY HSS	97.3	100.0	98.5	75	54.6	9.8	56	58.3	9.0	131	56.2	9.6
SAMDRUP JONGKHAR	KARMALING HSS	100.0	100.0	100.0	28	53.5	7.1	25	57.7	10.6	53	55.5	9.1
	ORONG CS	100.0	100.0	100.0	31	49.9	5.1	22	49.0	6.4	53	49.5	5.6
SAMDRUP JONGKHAR THROMDE	DUNGSAM ACADEMY	95.5	95.2	95.3	22	49.8	8.0	21	51.9	8.9	43	50.8	8.4
SAMTSE	PELJORLING HSS	100.0	100.0	100.0	23	58.0	9.1	14	54.9	9.6	37	56.9	9.3
	SAMTSE HSS	95.0	100.0	96.8	20	55.5	8.7	11	60.5	8.6	31	57.2	8.9
	TENDRUK CS												
SARPANG	SARPANG CS	98.3	96.9	97.6	59	57.9	9.3	65	58.6	11.1	124	58.3	10.2
THIMPHU THROMDE	DECHHENCHOELING HSS	100.0	100.0	100.0	15	65.3	7.6	10	55.3	8.4	25	61.3	9.2
	EDUCATING FOR LIFELONG CITIZENSHIP HS	100.0	100.0	100.0	3	63.0	8.0	1	58.0		4	61.8	7.0
	KELKI HSS	95.1	98.4	96.5	81	51.5	9.4	62	53.6	8.2	143	52.4	8.9
	MOTITHANG HSS	100.0	100.0	100.0	27	64.0	8.6	17	59.8	10.7	44	62.4	9.6
	NIMA HSS	65.1	71.8	68.3	43	41.0	8.8	39	43.2	7.9	82	42.0	8.4
	PELKHIL SCHOOL		100.0	100.0				1	59.0		1	59.0	
	RINCHEN HSS	74.1	78.6	75.6	27	42.1	7.7	14	43.1	5.9	41	42.4	7.1
YANGCHENPHUG HSS	100.0	100.0	100.0	67	64.4	9.1	37	64.2	9.0	104	64.4	9.0	
THIMPHU	DESI HIGH SCHOOL	79.1	93.1	84.7	43	48.4	10.3	29	49.6	8.3	72	48.9	9.5
	WANGBAMA CS	100.0	100.0	100.0	16	61.0	8.7	5	56.6	11.8	21	60.0	9.4
TRASHIGANG	JAMPILING HSS	100.0	95.7	97.8	22	54.4	7.8	23	56.2	8.2	45	55.3	8.0
	JIGME SHERUBLING CS	100.0	100.0	100.0	10	56.6	11.5	12	59.3	8.9	22	58.1	10.0
	RANGJUNG CS	100.0	87.5	95.8	16	62.3	5.9	8	49.8	8.7	24	58.1	9.1
	TRASHITSE HSS	87.5	100.0	95.1	16	45.6	6.5	25	50.8	8.8	41	48.8	8.3
TRASHIYANGTSE	BAYLING CS	100.0	100.0	100.0	21	58.8	9.0	20	64.6	9.7	41	61.6	9.7
TRONGSA	SHERUBLING CS	100.0	100.0	100.0	18	60.5	8.7	15	59.1	11.0	33	59.8	9.7
TSIRANG	DAMPHU CS	100.0	100.0	100.0	81	68.5	8.2	48	65.9	9.9	129	67.6	8.9
WANGDUE PHODRANG	BAJOTHANG HSS	100.0	100.0	100.0	16	62.6	6.9	11	56.7	6.9	27	60.2	7.4

DZONGKHAG / THROMDE	SCHOOL	PASS %			F			M			TOTAL		
		F	M	TOT	N	MEAN	SD	N	MEAN	SD	N	MEAN	SD
	GASELO CS	100.0	100.0	100.0	20	66.7	9.5	15	66.0	4.9	35	66.4	7.7
ZHEMGANG	ZHEMGANG CS	100.0	100.0	100.0	33	60.1	7.5	38	62.6	8.7	71	61.4	8.2

HISTORY-OLD CURRICULUM

Chukha CS has the highest mean of 71.0 in History Old Curriculum.

DZONGKHAG / THROMDE	SCHOOL	PASS %			F			M			TOTAL		
		F	M	TOT	N	MEAN	SD	N	MEAN	SD	N	MEAN	SD
BUMTHANG	JAKAR HSS												
	SONAM KUENPHEN HSS	91.7	80.0	86.4	12	58.8	14.0	10	58.5	17.5	22	58.7	15.3
CHHUKHA	CHUKHA CS	100.0		100.0	1	71.0					1	71.0	
	GEDU HSS												
	PAKSHIKHA CS		100.0	100.0				1	41.0		1	41.0	
DAGANA	DAGA HSS	100.0	33.3	60.0	2	50.5	3.5	3	37.3	3.2	5	42.6	7.8
	DRUKJEGANG HSS	0.0		0.0	1	35.0					1	35.0	
GASA	BJISHONG CS												
GELEPHU THROMDE	GELEPHU HSS												
	KUENDRUP HSS	80.0	100.0	86.4	15	47.9	15.0	7	55.9	10.7	22	50.5	14.1
	LOSEL GYATSHO ACADEMY	80.0	96.0	90.0	30	52.6	16.7	50	58.5	12.6	80	56.3	14.5
HAA	GONGZIM UGYEN DORJI CS	100.0	50.0	66.7	1	42.0		2	36.5	4.9	3	38.3	4.7
	JAMPHEL HSS	87.5	92.0	89.8	24	54.3	15.1	25	59.3	14.6	49	56.8	14.9
LHUEUTSE	LHUEUTSE HSS	100.0		100.0	1	49.0					1	49.0	
MONGAR	MONGAR HSS	33.3		33.3	3	33.0	29.1				3	33.0	29.1
	SHERUB RELDRI HSS	76.2	86.2	82.0	21	51.0	14.7	29	56.6	14.7	50	54.3	14.8
	YADI HSS	0.0	100.0	50.0	1	37.0		1	55.0		2	46.0	12.7
PARO	DRUKGYEL CS												
	KARMA ACADEMY	96.2	94.7	95.6	26	55.6	10.5	19	60.7	12.5	45	57.8	11.6
	SHABA HSS												
	SHARI HSS												
	TENZIN HSS	90.0	100.0	92.9	10	54.3	11.7	4	63.0	6.7	14	56.8	11.1
	UTPAL HSS	83.3	75.0	78.6	6	54.7	12.8	8	51.9	16.7	14	53.1	14.7
	YOEZERLING HSS	66.7	50.0	54.2	6	47.3	17.4	18	44.7	17.8	24	45.3	17.4
PEMAGATSHEL	NANGKOR CS	25.0	50.0	33.3	4	29.3	21.9	2	37.0	24.0	6	31.8	20.5
	NGANGLAM HSS												
PHUNTSOLING THROMDE	NORBU ACADEMY	50.0	66.7	55.6	18	39.4	18.2	9	46.1	17.3	27	41.6	17.9
	PHUENTSHOLING HSS	100.0		100.0	2	48.5	10.6				2	48.5	10.6
	YONTEN KUENJUNG ACADEMY	75.0	77.8	76.5	8	49.3	11.6	9	49.2	13.4	17	49.2	12.2
PUNAKHA	DASHIDING HSS	100.0		100.0	1	44.0					1	44.0	
	PUNAKHA CS	100.0		100.0	2	56.5	13.4				2	56.5	13.4
	UGYEN ACADEMY HSS	96.2	95.8	96.0	26	60.2	11.4	24	66.2	13.9	50	63.1	12.9
SAMDRUP JONGKHAR	KARMALING HSS	0.0	50.0	16.7	4	17.8	9.3	2	36.0	11.3	6	23.8	12.9
	ORONG CS	0.0	50.0	16.7	4	24.3	7.5	2	36.0	5.7	6	28.2	8.8
SAMDRUP JONGKHAR THROMDE	DUNGSAM ACADEMY	90.9	76.5	84.6	22	56.4	12.9	17	51.4	15.5	39	54.2	14.1
SAMTSE	PELJORLING HSS	100.0		100.0	1	49.0					1	49.0	
	SAMTSE HSS	0.0	50.0	25.0	2	9.5	0.7	2	35.5	38.9	4	22.5	27.0
	TENDRUK CS												
SARPANG	SARPANG CS	0.0	100.0	66.7	1	26.0		2	49.5	4.9	3	41.7	14.0
THIMPHU THROMDE	DECHHENCHOELING HSS												
	EDUCATING FOR LIFELONG CITIZENSHIP HS												

DZONGKHAG / THROMDE	SCHOOL	PASS %			F			M			TOTAL		
		F	M	TOT	N	MEAN	SD	N	MEAN	SD	N	MEAN	SD
	KELKI HSS	92.3	87.5	90.5	13	60.9	19.0	8	63.0	13.2	21	61.7	16.7
	MOTITHANG HSS	100.0	100.0	100.0	3	58.3	4.0	3	49.0	8.0	6	53.7	7.6
	NIMA HSS	91.7	94.1	92.7	24	56.4	13.2	17	60.4	10.3	41	58.0	12.1
	PELKHIL SCHOOL	68.8	91.3	78.2	32	48.8	15.3	23	53.9	15.6	55	50.9	15.5
	RINCHEN HSS	78.6	100.0	88.5	14	49.5	14.2	12	58.6	9.4	26	53.7	12.9
	YANGCHENPHUG HSS												
THIMPHU	DESI HIGH SCHOOL	92.3	88.2	90.0	13	51.1	13.9	17	53.9	13.6	30	52.7	13.6
	WANGBAMA CS												
TRASHIGANG	JAMPELING HSS	60.0	66.7	62.5	5	44.6	16.7	3	51.0	18.7	8	47.0	16.4
	JIGME SHERUBLING CS												
	RANGJUNG CS	14.3	100.0	25.0	7	24.6	13.6	1	61.0		8	29.1	18.0
	TRASHITSE HSS	66.7	100.0	75.0	3	37.0	11.5	1	40.0		4	37.8	9.5
TRASHIYANGTSE	BAYLING CS												
TRONGSA	SHERUBLING CS	0.0	0.0	0.0	7	17.6	4.7	1	34.0		8	19.6	7.3
TSIRANG	DAMPHU CS	100.0	100.0	100.0	2	70.0	8.5	2	70.5	16.3	4	70.3	10.6
WANGDUE PHODRANG	BAJOTHANG HSS	100.0	100.0	100.0	1	41.0		1	58.0		2	49.5	12.0
	GASELO CS												
ZHEMGANG	ZHEMGANG CS	100.0	100.0	100.0	1	40.0		2	66.0	7.1	3	57.3	15.8

GEOGRAPHY

Jigme Sherubling CS has the highest mean of 67.3 in Geography.

DZONGKHAG / THROMDE	SCHOOL	PASS %			F			M			TOTAL		
		F	M	TOT	N	MEAN	SD	N	MEAN	SD	N	MEAN	SD
BUMTHANG	JAKAR HSS	100.0	100.0	100.0	32	61.5	6.3	25	61.9	6.6	57	61.7	6.4
	SONAM KUENPHEN HSS	100.0	95.8	98.0	25	56.3	8.3	24	57.1	8.5	49	56.7	8.3
CHHUKHA	CHUKHA CS	97.1	100.0	98.6	34	56.1	7.2	37	57.9	6.9	71	57.1	7.1
	GEDU HSS												
	PAKSHIKHA CS	100.0	100.0	100.0	15	54.5	6.5	24	59.3	5.4	39	57.5	6.2
DAGANA	DAGA HSS	100.0	100.0	100.0	40	54.3	4.5	24	55.9	5.8	64	54.9	5.0
	DRUKJEGANG HSS	100.0	100.0	100.0	14	61.8	6.5	19	60.6	6.1	33	61.1	6.2
GASA	BJISHONG CS	100.0	100.0	100.0	5	55.6	4.9	21	53.9	6.2	26	54.2	6.0
GELEPHU THROMDE	GELEPHU HSS	100.0	100.0	100.0	24	61.3	8.1	13	59.5	4.9	37	60.7	7.1
	KUENDRUP HSS	98.8	97.6	98.3	80	51.2	8.2	41	54.1	8.2	121	52.2	8.3
	LOSEL GYATSHO ACADEMY	91.2	95.5	93.5	102	50.0	8.6	112	53.6	9.0	214	51.9	9.0
HAA	GONGZIM UGYEN DORJI CS	100.0	100.0	100.0	25	55.9	8.2	18	55.9	7.1	43	55.9	7.7
	JAMPEL HSS	96.3	100.0	98.3	54	56.1	7.3	61	57.7	6.6	115	56.9	7.0
LHUENTSE	LHUENTSE HSS	100.0	100.0	100.0	35	58.5	6.3	41	60.0	5.8	76	59.3	6.0
MONGAR	MONGAR HSS	98.8	100.0	99.3	85	59.3	7.9	60	60.9	7.7	145	60.0	7.9
	SHERUB RELDRI HSS	97.8	98.4	98.0	90	52.3	8.9	62	58.8	9.1	152	55.0	9.5
	YADI HSS	100.0	100.0	100.0	24	56.5	7.0	25	62.2	8.2	49	59.4	8.1
PARO	DRUKGYEL CS												
	KARMA ACADEMY	100.0	98.2	99.1	60	56.6	7.7	55	57.9	9.2	115	57.2	8.4
	SHABA HSS	100.0	100.0	100.0	7	54.0	5.4	6	55.0	6.9	13	54.5	5.9
	SHARI HSS	100.0	100.0	100.0	21	59.1	5.8	11	59.6	7.4	32	59.3	6.3
	TENZIN HSS	100.0	100.0	100.0	35	54.8	6.9	23	56.1	8.9	58	55.3	7.7
	UTPAL HSS	96.3	95.6	96.0	54	49.3	7.7	45	52.5	7.6	99	50.7	7.8
	YOEZERLING HSS	87.3	98.1	92.5	55	48.0	9.1	52	53.3	7.7	107	50.6	8.8
PEMAGATSHEL	NANGKOR CS	98.0	100.0	98.9	49	57.2	8.3	39	54.9	5.4	88	56.2	7.2
	NGANGLAM HSS	91.7	100.0	95.6	24	50.6	8.8	21	52.1	6.7	45	51.3	7.8

DZONGKHAG / THROMDE	SCHOOL	PASS %			F			M			TOTAL		
		F	M	TOT	N	MEAN	SD	N	MEAN	SD	N	MEAN	SD
PHUNTSHOLING THROMDE	NORBU ACADEMY	100.0	86.4	96.1	55	48.0	6.3	22	49.6	9.7	77	48.5	7.4
	PHUENTSCHOLING HSS	100.0	100.0	100.0	16	64.3	5.4	6	61.5	9.5	22	63.5	6.7
	YONTEN KUENJUNG ACADEMY	94.3	100.0	96.9	35	53.3	8.7	29	56.4	7.1	64	54.7	8.1
PUNAKHA	DASHIDING HSS	100.0	100.0	100.0	34	62.7	6.8	23	63.0	6.3	57	62.8	6.6
	PUNAKHA CS	100.0	100.0	100.0	46	57.6	6.4	40	56.5	6.4	86	57.1	6.4
	UGYEN ACADEMY HSS	100.0	100.0	100.0	117	59.3	7.9	90	62.1	7.7	207	60.5	7.9
SAMDRUP JONGKHAR	KARMALING HSS	94.9	100.0	97.2	39	60.2	8.8	33	63.8	6.4	72	61.9	8.0
	ORONG CS	100.0	100.0	100.0	40	51.4	5.2	25	55.6	4.4	65	53.0	5.3
SAMDRUP JONGKHAR THROMDE	DUNGSAM ACADEMY	98.0	100.0	98.9	49	54.1	7.6	41	54.2	8.1	90	54.1	7.8
SAMTSE	PELJORLING HSS	100.0	100.0	100.0	24	54.3	6.1	14	54.9	6.5	38	54.5	6.2
	SAMTSE HSS	90.9	92.9	91.7	22	56.7	9.0	14	55.1	8.9	36	56.1	8.9
	TENDRUK CS												
SARPANG	SARPANG CS	100.0	100.0	100.0	60	57.5	6.2	67	58.7	6.6	127	58.1	6.4
THIMPHU THROMDE	DECHHENCHOELING HSS	100.0	100.0	100.0	15	56.9	6.2	10	51.1	3.8	25	54.6	6.0
	EDUCATING FOR LIFELONG CITIZENSHIP HS	100.0	100.0	100.0	4	51.8	10.1	4	55.8	10.4	8	53.8	9.7
	KELKI HSS	97.9	100.0	98.8	95	52.4	7.9	75	55.4	7.1	170	53.7	7.7
	MOTITHANG HSS	100.0	100.0	100.0	30	60.0	6.9	20	58.6	7.5	50	59.4	7.1
	NIMA HSS	94.1	96.0	95.0	85	51.7	9.1	75	51.1	8.8	160	51.4	8.9
	PELKHIL SCHOOL	93.6	89.7	91.8	78	50.0	9.2	68	51.2	9.8	146	50.6	9.5
	RINCHEN HSS	91.2	95.0	92.6	102	48.5	8.4	60	49.5	8.6	162	48.9	8.5
	YANGCHENPHUG HSS	98.5	100.0	99.0	67	58.3	6.8	37	57.9	8.0	104	58.2	7.2
THIMPHU	DESI HIGH SCHOOL	93.4	98.0	95.5	61	51.4	9.0	51	55.2	8.5	112	53.2	8.9
	WANGBAMA CS	100.0	100.0	100.0	16	55.2	4.6	5	54.2	7.9	21	55.0	5.3
TRASHIGANG	JAMPELING HSS	100.0	100.0	100.0	27	56.4	6.3	27	58.6	5.4	54	57.5	5.9
	JIGME SHERUBLING CS	100.0	100.0	100.0	20	65.8	6.8	22	68.6	6.5	42	67.3	6.7
	RANGJUNG CS	100.0	100.0	100.0	30	59.5	9.9	24	57.2	8.4	54	58.5	9.2
	TRASHITSE HSS	100.0	100.0	100.0	47	52.7	6.4	35	53.7	6.3	82	53.1	6.3
TRASHIYANGTSE	BAYLING CS	100.0	100.0	100.0	32	59.3	7.3	34	63.8	7.4	66	61.6	7.7
TRONGSA	SHERUBLING CS	100.0	100.0	100.0	26	53.7	8.9	20	54.8	7.6	46	54.2	8.3
TSIRANG	DAMPHU CS	100.0	100.0	100.0	83	61.0	6.2	50	61.2	6.3	133	61.1	6.2
WANGDUE PHODRANG	BAJOTHANG HSS	100.0	100.0	100.0	17	59.1	5.9	12	56.8	4.7	29	58.2	5.5
	GASELO CS	100.0	100.0	100.0	20	57.0	5.2	15	55.9	5.5	35	56.5	5.3
ZHEMGANG	ZHEMGANG CS	100.0	100.0	100.0	34	59.3	5.5	50	60.8	6.5	84	60.2	6.1

DZONGKHA RIGZHUNG

Jakar HSS has the highest mean of 77.4 in Dzongkha Rigzhung.

DZONGKHAG / THROMDE	SCHOOL	PASS %			F			M			TOTAL		
		F	M	TOT	N	MEAN	SD	N	MEAN	SD	N	MEAN	SD
BUMTHANG	JAKAR HSS	100.0	100.0	100.0	7	76.7	4.2	3	79.0	7.9	10	77.4	5.2
	SONAM KUENPHEN HSS	100.0	100.0	100.0	7	68.0	2.4	3	56.7	18.8	10	64.6	10.6
CHHUKHA	CHUKHA CS												
	GEDU HSS												
DAGANA	PAKSHIKHA CS												
	DAGA HSS	100.0	100.0	100.0	6	69.3	6.1	8	70.9	5.8	14	70.2	5.7
	DRUKJEGANG HSS												
GASA	BJISHONG CS	100.0	100.0	100.0	1	74.0		5	62.6	9.4	6	64.5	9.6
GELEPHU THROMDE	GELEPHU HSS												
	KUENDRUP HSS	100.0	100.0	100.0	12	61.0	9.0	5	61.4	7.7	17	61.1	8.4

DZONGKHAG / THROMDE	SCHOOL	PASS %			F			M			TOTAL		
		F	M	TOT	N	MEAN	SD	N	MEAN	SD	N	MEAN	SD
	LOSEL GYATSHO ACADEMY	100.0	100.0	100.0	4	61.8	3.1	12	55.4	12.0	16	57.0	10.7
HAA	GONGZIM UGYEN DORJI CS	100.0	100.0	100.0	12	73.0	5.8	3	70.0	8.5	15	72.4	6.2
	JAMPEL HSS	100.0	100.0	100.0	15	60.4	8.9	8	56.5	6.1	23	59.0	8.1
LHUMENTSE	LHUMENTSE HSS	100.0	100.0	100.0	4	71.5	8.3	19	76.8	7.3	23	75.9	7.6
MONGAR	MONGAR HSS	100.0	100.0	100.0	25	71.0	6.4	9	74.4	6.8	34	71.9	6.5
	SHERUB RELDRI HSS	100.0	100.0	100.0	31	63.2	7.0	8	66.8	10.0	39	63.9	7.7
	YADI HSS	100.0	100.0	100.0	9	71.3	4.4	4	70.3	10.6	13	71.0	6.4
PARO	DRUKGYEL CS												
	KARMA ACADEMY	100.0	100.0	100.0	6	69.5	2.3	3	71.3	4.0	9	70.1	2.9
	SHABA HSS												
	SHARI HSS												
	TENZIN HSS	100.0	100.0	100.0	14	58.9	10.6	8	55.3	8.9	22	57.5	10.0
	UTPAL HSS	96.6	100.0	97.6	29	57.4	8.7	13	63.2	10.9	42	59.2	9.7
	YOEZERLING HSS												
PEMAGATSHEL	NANGKOR CS	100.0		100.0	1	63.0					1	63.0	
	NGANGLAM HSS												
PHUNTSHOLING THROMDE	NORBU ACADEMY	100.0	100.0	100.0	11	55.0	6.4	4	66.0	4.1	15	57.9	7.6
	PHUENTSHOLING HSS												
	YONTEN KUENJUNG ACADEMY	100.0	100.0	100.0	5	74.8	8.4	4	76.3	8.3	9	75.4	7.8
PUNAKHA	DASHIDING HSS	100.0	100.0	100.0	17	72.6	9.8	14	68.1	8.9	31	70.6	9.5
	PUNAKHA CS	100.0	100.0	100.0	7	64.9	11.1	8	72.6	5.4	15	69.0	9.2
	UGYEN ACADEMY HSS	100.0	100.0	100.0	12	68.8	11.8	9	67.0	9.2	21	68.0	10.6
SAMDRUP JONGKHAR	KARMALING HSS												
	ORONG CS												
SAMDRUP JONGKHAR THROMDE	DUNGSAM ACADEMY	100.0	100.0	100.0	8	67.5	5.5	4	61.0	12.7	12	65.3	8.6
SAMTSE	PELJORLING HSS	100.0	100.0	100.0	3	69.0	14.2	5	67.8	11.5	8	68.3	11.5
	SAMTSE HSS												
	TENDRUK CS												
SARPANG	SARPANG CS												
THIMPHU THROMDE	DECHHENCHOELING HSS												
	EDUCATING FOR LIFELONG CITIZENSHIP HS												
	KELKI HSS	100.0	100.0	100.0	23	56.1	9.5	16	56.3	8.9	39	56.2	9.1
	MOTITHANG HSS												
	NIMA HSS	100.0	100.0	100.0	32	65.4	9.6	25	67.3	10.2	57	66.2	9.8
	PELKHIL SCHOOL	100.0	100.0	100.0	8	61.6	12.5	5	51.4	7.3	13	57.7	11.6
	RINCHEN HSS	100.0	100.0	100.0	28	60.3	9.6	14	58.9	11.1	42	59.8	10.0
	YANGCHENPHUG HSS												
THIMPHU	DESI HIGH SCHOOL	100.0	100.0	100.0	32	63.1	11.5	7	69.6	7.2	39	64.2	11.1
	WANGBAMA CS												
TRASHIGANG	JAMPELING HSS	100.0	100.0	100.0	6	71.3	6.9	14	71.5	8.4	20	71.5	7.8
	JIGME SHERUBLING CS												
	RANGJUNG CS												
	TRASHITSE HSS	100.0	100.0	100.0	6	61.2	5.6	11	65.4	6.3	17	63.9	6.3
TRASHIYANGTSE	BAYLING CS												
TRONGSA	SHERUBLING CS												
TSIRANG	DAMPHU CS	100.0	100.0	100.0	8	57.6	5.9	4	65.8	11.9	12	60.3	8.8
WANGDUE PHODRANG	BAJOTHANG HSS												
	GASELO CS	100.0	100.0	100.0	1	74.0		2	65.5	6.4	3	68.3	6.7
ZHEMGANG	ZHEMGANG CS	100.0	100.0	100.0	10	72.1	11.7	24	75.4	7.1	34	74.4	8.6

AGRICULTURE FOR FOOD SECURITY

Lhuentse HSS secured the highest mean of 80.9 in AgFS.

DZONGKHAG / THROMDE	SCHOOL	PASS %			F			M			TOTAL		
		F	M	TOT	N	MEAN	SD	N	MEAN	SD	N	MEAN	SD
BUMTHANG	JAKAR HSS												
	SONAM KUENPHEN HSS												
CHHUKHA	CHUKHA CS												
	GEDU HSS												
DAGANA	PAKSHIKHA CS	100.0	100.0	100.0	8	71.9	2.7	7	71.9	3.6	15	71.9	3.0
	DAGA HSS												
GASA	DRUKJEGANG HSS	100.0	100.0	100.0	5	77.6	3.1	22	76.4	3.1	27	76.6	3.1
	BJISHONG CS												
GELEPHU THROMDE	GELEPHU HSS	100.0	100.0	100.0	4	75.8	8.3	8	71.4	5.3	12	72.8	6.4
	KUENDRUP HSS		100.0	100.0				1	75.0		1	75.0	
HAA	LOSEL GYATSHO ACADEMY	100.0	100.0	100.0	1	67.0		11	74.7	9.1	12	74.1	9.0
	GONGZIM UGYEN DORJI CS		100.0	100.0				1	75.0		1	75.0	
LHUENTSE	JAMPEL HSS												
	LHUENTSE HSS	100.0	100.0	100.0	7	82.4	6.7	10	79.8	6.4	17	80.9	6.4
MONGAR	MONGAR HSS	100.0	100.0	100.0	9	77.3	4.2	3	75.0	5.3	12	76.8	4.3
	SHERUB RELDRI HSS	100.0	100.0	100.0	2	77.5	2.1	2	75.0	8.5	4	76.3	5.3
PARO	YADI HSS	100.0	100.0	100.0	4	75.5	6.4	2	73.0	1.4	6	74.7	5.1
	DRUKGYEL CS												
PEMAGATSHEL	KARMA ACADEMY	100.0	100.0	100.0	1	64.0		2	66.5	3.5	3	65.7	2.9
	SHABA HSS												
PHUNTSHOLING THROMDE	SHARI HSS												
	TENZIN HSS	100.0		100.0	1	62.0					1	62.0	
PUNAKHA	UTPAL HSS	100.0		100.0	1	75.0					1	75.0	
	YOEZERLING HSS												
SAMDROUP JONGKHAR	NANGKOR CS												
	NGANGLAM HSS	71.4	100.0	87.5	7	56.7	25.6	9	74.3	3.3	16	66.6	18.7
SAMDROUP JONGKHAR THROMDE	NORBU ACADEMY												
	PHUENTSHOLING HSS												
SAMDROUP JONGKHAR THROMDE	YONTEN KUENJUNG ACADEMY												
	DASHIDING HSS												
SAMDROUP JONGKHAR THROMDE	PUNAKHA CS												
	UGYEN ACADEMY HSS												
SAMDROUP JONGKHAR THROMDE	KARMALING HSS												
	ORONG CS												
SAMDROUP JONGKHAR THROMDE	DUNGSAM ACADEMY	100.0		100.0	2	65.0	5.7				2	65.0	5.7
	PELJORLING HSS	100.0	100.0	100.0	8	75.1	2.0	3	72.0	2.6	11	74.3	2.5
SAMPANG	SAMTSE HSS												
	TENDRUK CS												
THIMPHU THROMDE	SARPANG CS	100.0	100.0	100.0	9	68.6	6.8	13	70.5	5.3	22	69.7	5.9
	DECHHENCHOELING HSS												
THIMPHU THROMDE	EDUCATING FOR LIFELONG CITIZENSHIP HS												
	KELKI HSS												
THIMPHU THROMDE	MOTITHANG HSS												
	NIMA HSS												

DZONGKHAG / THROMDE	SCHOOL	PASS %			F			M			TOTAL		
		F	M	TOT	N	MEAN	SD	N	MEAN	SD	N	MEAN	SD
	PELKHIL SCHOOL												
	RINCHEN HSS												
	YANGCHENPHUG HSS												
THIMPHU	DESI HIGH SCHOOL												
	WANGBAMA CS												
TRASHIGANG	JAMPELING HSS												
	JIGME SHERUBLING CS												
	RANGJUNG CS	100.0	100.0					1	68.0		1	68.0	
	TRASHITSE HSS												
TRASHIYANGTSE	BAYLING CS	100.0	100.0	100.0	19	77.6	5.5	13	74.7	3.1	32	76.4	4.9
TRONGSA	SHERUBLING CS												
TSIRANG	DAMPHU CS												
WANGDUE PHODRANG	BAJOTHANG HSS												
	GASELO CS												
ZHEMGANG	ZHEMGANG CS												

COMPUTER STUDIES

Samtse HSS has the highest mean of 75.0 in Computer Studies.

DZONGKHAG / THROMDE	SCHOOL	PASS %			F			M			TOTAL		
		F	M	TOT	N	MEAN	SD	N	MEAN	SD	N	MEAN	SD
BUMTHANG	JAKAR HSS												
	SONAM KUENPHEN HSS	100.0	100.0	100.0	2	59.0	0.0	12	57.7	10.2	14	57.9	9.4
CHHUKHA	CHUKHA CS												
	GEDU HSS												
	PAKSHIKHA CS												
DAGANA	DAGA HSS												
	DRUKJEGANG HSS												
GASA	BJISHONG CS												
GELEPHU THROMDE	GELEPHU HSS												
	KUENDRUP HSS	100.0	100.0	100.0	8	55.6	7.0	6	58.7	5.0	14	56.9	6.2
	LOSEL GYATSHO ACADEMY	100.0	100.0	100.0	3	50.0	6.9	10	52.8	8.0	13	52.2	7.6
HAA	GONGZIM UGYEN DORJI CS	100.0	100.0	100.0	1	49.0		6	60.3	10.8	7	58.7	10.7
	JAMPEL HSS	80.0	100.0	94.4	5	51.4	13.8	13	55.9	10.5	18	54.7	11.3
LHUENTSE	LHUENTSE HSS												
MONGAR	MONGAR HSS												
	SHERUB RELDRI HSS	92.9	100.0	95.8	14	52.6	9.3	10	54.0	8.4	24	53.2	8.8
	YADI HSS												
PARO	DRUKGYEL CS												
	KARMA ACADEMY	100.0	100.0	100.0	6	66.2	4.7	14	70.2	10.8	20	69.0	9.4
	SHABA HSS												
	SHARI HSS												
	TENZIN HSS	100.0	100.0	100.0	6	62.7	4.0	9	58.6	12.9	15	60.2	10.3
	UTPAL HSS	86.4	88.9	87.8	22	49.9	12.5	27	54.9	12.1	49	52.7	12.4
	YOEZERLING HSS	76.5	77.8	77.1	17	49.3	11.0	18	49.2	10.8	35	49.2	10.7
PEMAGATSHEL	NANGKOR CS												
	NGANGLAM HSS												
PHUNTSHOLING THROMDE	NORBU ACADEMY	87.2	82.4	85.7	39	49.2	11.3	17	49.2	10.6	56	49.2	11.0
	PHUENTSHOLING HSS												

DZONGKHAG / THROMDE	SCHOOL	PASS %			F			M			TOTAL		
		F	M	TOT	N	MEAN	SD	N	MEAN	SD	N	MEAN	SD
PUNAKHA	YONTEN KUENJUNG ACADEMY	92.3	92.6	92.5	13	58.4	13.0	27	58.9	11.5	40	58.7	11.9
	DASHIDING HSS												
	PUNAKHA CS												
SAMDRUP JONGKHAR	UGYEN ACADEMY HSS	88.9	100.0	94.6	18	60.3	13.4	19	65.1	10.1	37	62.7	11.9
	KARMALING HSS												
	ORONG CS												
SAMDRUP JONGKHAR THROMDE	DUNGSAM ACADEMY	100.0		100.0	1	41.0					1	41.0	
SAMTSE	PELJORLING HSS												
	SAMTSE HSS		100.0	100.0				1	75.0		1	75.0	
	TENDRUK CS												
SARPANG	SARPANG CS												
THIMPHU THROMDE	DECHHENCHOELING HSS												
	EDUCATING FOR LIFELONG CITIZENSHIP HS		100.0	100.0				2	52.5	9.2	2	52.5	9.2
	KELKI HSS	100.0	100.0	100.0	18	56.4	7.7	17	57.9	6.6	35	57.1	7.1
	MOTITHANG HSS	100.0	100.0	100.0	4	72.3	3.4	5	72.8	11.2	9	72.6	8.2
	NIMA HSS	40.0	100.0	66.7	10	39.9	11.5	8	46.5	5.6	18	42.8	9.7
	PELKHIL SCHOOL	64.3	80.0	74.4	14	42.9	18.5	25	50.4	19.7	39	47.7	19.4
	RINCHEN HSS	66.7	90.0	76.0	30	42.5	11.9	20	47.5	9.4	50	44.5	11.1
	YANGCHENPHUG HSS												
THIMPHU	DESI HIGH SCHOOL		60.0	60.0				5	42.0	17.0	5	42.0	17.0
	WANGBAMA CS												
TRASHIGANG	JAMPELING HSS												
	JIGME SHERUBLING CS												
	RANGJUNG CS												
	TRASHITSE HSS												
TRASHIYANGTSE	BAYLING CS												
TRONGSA	SHERUBLING CS												
TSIRANG	DAMPHU CS		100.0	100.0				9	61.0	9.8	9	61.0	9.8
WANGDUE PHODRANG	BAJOTHANG HSS												
	GASELO CS												
ZHEMGANG	ZHEMGANG CS												

ENVIRONMENTAL SCIENCE

Dechencholing HSS has the highest mean of 83.2 in Environmental Science.

DZONGKHAG / THROMDE	SCHOOL	PASS %			F			M			TOTAL		
		F	M	TOT	N	MEAN	SD	N	MEAN	SD	N	MEAN	SD
BUMTHANG	JAKAR HSS	100.0	100.0	100.0	2	89.0	1.4	9	80.6	6.5	11	82.1	6.7
	SONAM KUENPHEN HSS	100.0	100.0	100.0	4	64.8	8.1	4	55.8	1.7	8	60.3	7.3
CHHUKHA	CHUKHA CS												
	GEDU HSS												
	PAKSHIKHA CS												
DAGANA	DAGA HSS												
	DRUKJEGANG HSS												
GASA	BJISHONG CS	100.0	100.0	100.0	1	69.0		6	69.7	5.0	7	69.6	4.5
GELEPHU THROMDE	GELEPHU HSS												

DZONGKHAG / THROMDE	SCHOOL	PASS %			F			M			TOTAL		
		F	M	TOT	N	MEAN	SD	N	MEAN	SD	N	MEAN	SD
	KUENDRUP HSS												
	LOSEL GYATSHO ACADEMY												
HAA	GONGZIM UGYEN DORJI CS	100.0	100.0	100.0	6	68.0	6.0	5	63.4	5.4	11	65.9	6.0
	JAMPEL HSS												
LHUEUTSE	LHUEUTSE HSS												
MONGGAR	MONGGAR HSS	100.0	100.0	100.0	13	79.4	8.2	2	76.5	3.5	15	79.0	7.7
	SHERUB RELDRI HSS												
	YADI HSS	100.0	100.0	100.0	7	70.1	9.7	5	83.2	3.6	12	75.6	10.0
PARO	DRUKGYEL CS												
	KARMA ACADEMY												
	SHABA HSS												
	SHARI HSS												
	TENZIN HSS												
	UTPAL HSS												
	YOEZERLING HSS												
PEMAGATSHEL	NANGKOR CS												
	NGANGLAM HSS												
PHUNTSHOLING THROMDE	NORBU ACADEMY												
	PHUENTSHOLING HSS												
	YONTEN KUENJUNG ACADEMY												
PUNAKHA	DASHIDING HSS												
	PUNAKHA CS	100.0	100.0	100.0	7	79.3	5.1	6	73.5	6.7	13	76.6	6.4
	UGYEN ACADEMY HSS	100.0	100.0	100.0	18	80.5	9.5	10	72.5	6.6	28	77.6	9.3
SAMDRUP JONGKHAR	KARMALING HSS												
	ORONG CS												
SAMDRUP JONGKHAR THROMDE	DUNGSAM ACADEMY												
SAMTSE	PELJORLING HSS												
	SAMTSE HSS	100.0	100.0	100.0	9	78.1	5.2	6	75.7	9.2	15	77.1	6.8
	TENDRUK CS												
SARPANG	SARPANG CS	100.0	100.0	100.0	15	69.2	6.4	25	73.2	7.8	40	71.7	7.5
THIMPHU THROMDE	DECHHENCHOELING HSS	100.0	100.0	100.0	3	89.3	0.6	3	77.0	3.6	6	83.2	7.1
	EDUCATING FOR LIFELONG CITIZENSHIP HS												
	KELKI HSS												
	MOTITHANG HSS												
	NIMA HSS	100.0	100.0	100.0	10	61.0	15.0	12	54.8	8.5	22	57.6	12.0
	PELKHIL SCHOOL												
	RINCHEN HSS												
	YANGCHENPHUG HSS	100.0	100.0	100.0	21	67.2	11.1	19	68.5	10.6	40	67.9	10.7
THIMPHU	DESI HIGH SCHOOL												
	WANGBAMA CS												
TRASHIGANG	JAMPELING HSS												
	JIGME SHERUBLING CS												
	RANGJUNG CS												
	TRASHITSE HSS												
TRASHIYANGTSE	BAYLING CS												
TRONGSA	SHERUBLING CS	100.0	100.0	100.0	14	78.4	8.1	4	71.0	4.1	18	76.8	8.0
TSIRANG	DAMPHU CS	100.0	100.0	100.0	8	82.3	5.2	11	78.0	6.3	19	79.8	6.1
WANGDUE PHODRANG	BAJOTHANG HSS	100.0	100.0	100.0	10	82.0	3.0	4	78.8	10.5	14	81.1	5.8
	GASELO CS	100.0	100.0	100.0	5	79.2	1.3	7	79.3	7.9	12	79.3	5.9
ZHEMGANG	ZHEMGANG CS												

HINDI

Pelkhil HSS has the highest mean of 61.5 in Hindi.

DZONGKHAG / THROMDE	SCHOOL	PASS %			F			M			TOTAL		
		F	M	TOT	N	MEAN	SD	N	MEAN	SD	N	MEAN	SD
PARO	DRUKGYEL CS		100.0	100.0				1	40.0		1	40.0	
THIMPHU THROMDE	PELKHIL SCHOOL		100.0	100.0				2	61.5	26.2	2	61.5	26.2
	YANGCHENPHUG HSS	100.0		100.0	1	40.0					1	40.0	
TRASHIGANG	JIGME SHERUBLING CS	0.0		0.0	1	8.0					1	8.0	

LITERATURE IN ENGLISH

Motithang HSS has the highest mean of 69.4 in Literature in English.

DZONGKHAG / THROMDE	SCHOOL	PASS %			F			M			TOTAL		
		F	M	TOT	N	MEAN	SD	N	MEAN	SD	N	MEAN	SD
PARO	KARMA ACADEMY	100.0		100.0	1	68.0					1	68.0	
THIMPHU THROMDE	MOTITHANG HSS	100.0	100.0	100.0	11	69.4	8.0	5	69.4	8.9	16	69.4	8.0

MEDIA STUDIES

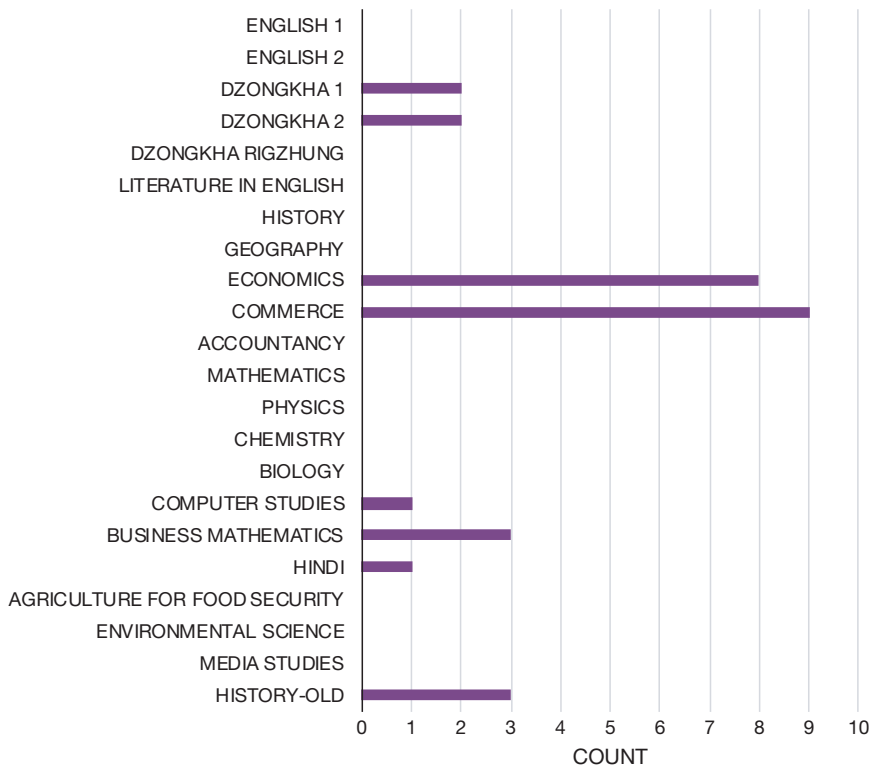
Damphu CS has the highest mean of 81.1 in Media Studies.

DZONGKHAG / THROMDE	SCHOOL	PASS %			F			M			TOTAL		
		F	M	TOT	N	MEAN	SD	N	MEAN	SD	N	MEAN	SD
BUMTHANG	JAKAR HSS	100.0		100.0	9	79.1	3.6				9	79.1	3.6
	SONAM KUENPHEN HSS	100.0	100.0	100.0	5	74.2	9.6	9	70.1	4.3	14	71.6	6.6
CHHUKHA	CHUKHA CS	100.0	100.0	100.0	13	79.1	5.4	23	77.2	5.3	36	77.9	5.3
	GEDU HSS												
	PAKSHIKHA CS												
DAGANA	DAGA HSS	100.0	100.0	100.0	22	72.6	4.7	12	70.7	4.1	34	71.9	4.6
	DRUKJEGANG HSS	100.0	100.0	100.0	14	75.4	5.9	19	74.3	4.8	33	74.8	5.3
GASA	BJISHONG CS												
GELEPHU THROMDE	GELEPHU HSS	100.0	100.0	100.0	16	75.3	4.1	7	70.1	3.7	23	73.7	4.6
	KUENDRUP HSS	100.0	100.0	100.0	4	73.0	5.2	1	70.0		5	72.4	4.7
	LOSEL GYATSHO ACADEMY	100.0	100.0	100.0	10	74.2	4.1	10	70.3	3.8	20	72.3	4.3
HAA	GONGZIM UGYEN DORJI CS	100.0	100.0	100.0	4	71.0	9.6	5	70.4	5.6	9	70.7	7.1
	JAMPEL HSS	100.0	100.0	100.0	10	71.2	5.3	15	70.0	4.3	25	70.5	4.7
LHUEWNTSE	LHUEWNTSE HSS												
MONGAR	MONGAR HSS	100.0	100.0	100.0	10	72.0	6.4	18	74.7	4.3	28	73.8	5.2
	SHERUB RELDRI HSS	100.0	100.0	100.0	29	66.7	6.8	18	65.6	7.2	47	66.3	6.9
	YADI HSS	100.0	100.0	100.0	8	73.5	7.7	6	78.0	4.9	14	75.4	6.8
PARO	DRUKGYEL CS												
	KARMA ACADEMY	100.0	100.0	100.0	14	70.6	5.4	15	71.7	4.2	29	71.2	4.8
	SHABA HSS												
	SHARI HSS												
	TENZIN HSS	100.0		100.0	2	72.0	4.2				2	72.0	4.2
	UTPAL HSS	100.0	100.0	100.0	1	68.0		3	71.0	8.2	4	70.3	6.8
	YOEZERLING HSS												
PEMAGATSHEL	NANGKOR CS	100.0	100.0	100.0	2	68.5	6.4	1	73.0		3	70.0	5.2
	NGANGLAM HSS	100.0	100.0	100.0	14	67.5	6.9	15	67.1	3.6	29	67.3	5.3
PHUNTSOLING THROMDE	NORBU ACADEMY		100.0	100.0				3	74.7	0.6	3	74.7	0.6

DZONGKHAG / THROMDE	SCHOOL	PASS %			F			M			TOTAL		
		F	M	TOT	N	MEAN	SD	N	MEAN	SD	N	MEAN	SD
	PHUENTSHOLING HSS	100.0	100.0	100.0	20	68.1	7.2	6	69.7	1.9	26	68.5	6.3
	YONTEN KUENJUNG ACADEMY	100.0	100.0	100.0	3	75.0	4.6	2	70.5	2.1	5	73.2	4.2
PUNAKHA	DASHIDING HSS												
	PUNAKHA CS	100.0	100.0	100.0	14	76.9	3.3	8	72.1	6.0	22	75.2	4.9
	UGYEN ACADEMY HSS	100.0	100.0	100.0	58	75.6	5.5	36	75.1	5.1	94	75.4	5.3
SAMDRUP JONGKHAR	KARMALING HSS	100.0	100.0	100.0	25	71.1	5.5	15	72.7	4.7	40	71.7	5.2
	ORONG CS												
SAMDRUP JONGKHAR THROMDE	DUNGSAM ACADEMY	100.0	100.0	100.0	4	76.0	5.2	10	70.5	3.8	14	72.1	4.8
SAMTSE	PELJORLING HSS	100.0	100.0	100.0	7	76.6	4.2	2	69.5	3.5	9	75.0	5.0
	SAMTSE HSS	100.0	100.0	100.0	19	70.3	4.4	8	71.1	4.6	27	70.5	4.4
	TENDRUK CS												
SARPANG	SARPANG CS	100.0	100.0	100.0	14	73.1	5.1	9	74.1	3.9	23	73.5	4.6
THIMPHU THROMDE	DECHHENCHOELING HSS												
	EDUCATING FOR LIFELONG CITIZENSHIP HS	100.0	100.0	100.0	7	75.7	6.6	6	75.3	4.7	13	75.5	5.6
	KELKI HSS												
	MOTITHANG HSS	100.0	100.0	100.0	13	72.0	6.8	8	64.5	6.0	21	69.1	7.3
	NIMA HSS	100.0	100.0	100.0	3	74.3	2.1	3	70.3	4.5	6	72.3	3.8
	PELKHIL SCHOOL	100.0	100.0	100.0	51	67.2	6.0	45	67.4	8.1	96	67.3	7.0
	RINCHEN HSS	100.0	100.0	100.0	25	68.5	4.4	13	63.6	6.8	38	66.8	5.8
	YANGCHENPHUG HSS	100.0	100.0	100.0	22	79.4	5.3	15	79.6	4.5	37	79.5	4.9
THIMPHU	DESI HIGH SCHOOL	100.0	100.0	100.0	10	70.9	3.7	16	68.7	4.1	26	69.5	4.1
	WANGBAMA CS												
TRASHIGANG	JAMPELING HSS												
	JIGME SHERUBLING CS	100.0	100.0	100.0	8	72.5	5.9	4	70.8	6.2	12	71.9	5.8
	RANGJUNG CS		100.0	100.0				1	70.0		1	70.0	
	TRASHITSE HSS	100.0	100.0	100.0	13	69.6	4.3	15	69.9	6.6	28	69.8	5.5
TRASHIYANGTSE	BAYLING CS	100.0	100.0	100.0	21	75.8	4.9	20	77.0	5.0	41	76.3	4.9
TRONGSA	SHERUBLING CS	100.0	100.0	100.0	18	68.2	8.7	11	69.6	5.9	29	68.7	7.7
TSIRANG	DAMPHU CS	100.0	100.0	100.0	19	80.9	3.9	8	81.6	5.0	27	81.1	4.2
WANGDUE PHODRANG	BAJOTHANG HSS												
	GASELO CS	100.0	100.0	100.0	13	74.4	4.9	10	74.6	4.2	23	74.5	4.5
ZHEMGANG	ZHEMGANG CS	100.0	100.0	100.0	11	74.0	4.3	9	75.2	5.6	20	74.6	4.9

5.12 CANDIDATES WHO SCORED BELOW 10 MARKS


The graph below shows the number of candidates who scored below 10 marks:






5.13 NATIONAL TOPPERS AND SUBJECT TOPPERS

NATIONAL TOPPERS

The Stream-wise National Toppers of the BHSEC 2018 Examination are as follows:

STREAM	RANK	NAME	INDEX NO.	SCHOOL	TOT	AVG	PHOTO
SCIENCE	1	TSHERING WANGMO	012180260070	UGYEN ACADEMY HSS, PUNAKHA	364	91%	

STREAM	RANK	NAME	INDEX NO.	SCHOOL	TOT	AVG	PHOTO
	2	TANDIN DORJI	012180240014	SAMTSE HSS, SAMTSE	360	90%	
	3	JUBEN RANA	012180240030	SAMTSE HSS, SAMTSE	357	89.25%	
COMMERCE	1	NAMGAY PELMO	012180260451	UGYEN ACADEMY HSS, PUNAKHA	361	90.25%	
	2	NIDUP YESHI	012180020293	YANGCHENPHUG HSS, THIMPHU	341	85.25%	
	3	SEJAL CHHETRI	012180020433	YANGCHENPHUG HSS, THIMPHU	339	84.75%	

STREAM	RANK	NAME	INDEX NO.	SCHOOL	TOT	AVG	PHOTO
ARTS	1	DEKI TSHOMO	012180140071	MONGAR HSS, MONGAR	335	83.75%	
	2	SANGAY DHENDUP TSHERING	012180260175	UGYEN ACADEMY HSS, PUNAKHA	332	83%	
	3	DAYCHOK WANGMO	012180260160	UGYEN ACADEMY HSS, PUNAKHA	329	82.25%	

NATIONAL SUBJECT TOPPERS

SUBJECT	NAME	INDEX NUMBER	SCHOOL	MARK
ENGLISH	Sangita Rai	012180260017	Ugyen Academy	85
DZONGKHA	Sangay Khandu	012180110066	Jigme Sherubling CS	89
MATHEMATICS	Pema Jamtsho	012180150008	Motithang HSS	100
	Tenzin Kelsang	012180260022	Ugyen Academy	100
	Prasant Pradhan	012180260035	Ugyen Academy	100
	Tenzin Kelzang	012180260040	Ugyen Academy	100
	Sangay Norbu	012180260083	Ugyen Academy	100
	Thinley Dhendup	012180260131	Ugyen Academy	100
	Jigme	012181390005	Karma Academy	100
	Dechen Dema	012181390027	Karma Academy	100
	Cheki Wangchuk	012180070016	Drukgyel CS	100
	Karma Wangda	012180110015	Jigme Sherubling CS	100
PHYSICS	Ugyen Norbu	012180560030	Trashitse HSS	100
	Dechen Wangmo	012180260053	Ugyen Academy	97
	Dhan Raj Rai	012180260073	Ugyen Academy	97
CHEMISTRY	Tshering Wangmo	012180260070	Ugyen Academy	93
	Sangay Thinley	012180080016	Gelephu HSS	93
BIOLOGY	Milan Limbu	012180050103	Chukha CS	95
BUSINESS MATHEMATICS	Kelden Losel	012180260496	Ugyen Academy	100

SUBJECT	NAME	INDEX NUMBER	SCHOOL	MARK
	Tshering Wangchuk	012180260501	Ugyen Academy	100
	Tenzin Dorji	012181390271	Karma Academy	100
	Khenrab Nima	012180140171	Mongar HSS	100
ACCOUNTANCY	Ankit Bhujel	012180180061	Phuentsholing HSS	
COMMERCE	Nangay Pelmo	012180260451	Ugyen Academy	89
	Tandin Zangmo	012180020320	Yangchenphu HSS	89
COMPUTER STUDIES	Sangay Dendup Tshering	012180260175	Ugyen Academy	88
HISTORY	Sonam Tobgay	012180490145	Sarpang CS	90
GEOGRAPHY	Daychok Wangmo	012180260160	Ugyen Academy	80
	Dhendup Norbu Wangdi	012180260220	Ugyen Academy	80
DZONGKHA RIGZHUNG	Sonam Dargay	012180190044	Lhuentse HSS	91
ECONOMICS	Namgay Lhaden	012180260190	Ugyen Academy	86
LITERATURE IN ENGLISH	Tshering Yangdon	012180150276	Motithang HSS	84
MEDIA STUDIES	Kinley Tenzin	012180060141	Damphu CS	92
AGRICULTURE FOR FOOD SECURITY	Chimi Wangmo	012180190060	Lhuentse HSS	93
ENVIRONMENTAL SCIENCE	Sonam Euden	012180230034	Sherubling CS	93

CHAPTER 6: CONTINUING EDUCATION AND NON-FORMAL EDUCATION INSTRUCTOR CATEGORY

6.1 OVERALL INFORMATION

Under the Continuing Education (CE) and Non-Formal Education Instructor (NFEI) Category, 225 candidates appeared the 2018 BHSEC examination out of the 236 registered.

For 2018 BHSEC, Pelkhil HSS and Norbu Academy were centres certified by NFCED, DAHE, MOE for the continuing education program.

For 2018 BHSEC, Pelkhil HSS and Norbu Academy were two CE centers registered/certified by NFCED, DAHE, MOE.

Non-Formal Education Instructor (NFEI) candidates were registered in 11 centres.

CANDIDATE CATEGORY	REGISTERED			APPEARED			PASS			PASS %		
	F	M	TOT	F	M	TOT	F	M	TOT	F	M	TOT
TEACHER CANDIDATE	1	-	1	1	-	1	1	-	1	100	-	100
CONTINUING EDUCATION	109	87	196	108	82	190	73	62	135	67.59	75.6	71
NON FORMAL EDUCATION INSTRUCTOR	35	4	39	32	2	34	3	0	3	9.3	0	8.82
TOTAL			236			225			139			61.78%

TEACHER CANDIDATE

In-service teachers with a BCSE/equivalent certificate, who wish to upgrade their qualification are registered as Teacher candidates. Unlike the CE/other candidates, Teacher candidates are given two years' time for preparation of the examination and are not mandated to pass class XI examination.

CONTINUING EDUCATION / (CE) CANDIDATE

Candidates attending regular classes in a certified Continuing Education (CE) Center are either in-service candidates who wish to upgrade their qualification or candidates who wish to improve on their previous/past year's performance. CE candidates complete the two years BHSEC course with 14 hours of classes per week, conducted after the regular class hours.

NON FORMAL EDUCATION INSTRUCTOR (NFEI) CANDIDATE

In-service NFE Instructors with a BCSE/equivalent certificate, who wish to upgrade their qualification are registered as NFEI candidates. Unlike the CE candidates, NFEI candidates are given two years' time for preparation of the examination and are not mandated to pass class XI examination.

The pass percentage for the above candidates were as follows: 71.0% for 190 CE candidates, 100 % for one teacher candidate, and 8.82% for 34 NFEI candidates.

6.2 CONTINUING EDUCATION CANDIDATES PERFORMANCE CENTRE WISE

A total of 139 candidates from Pelkhil HSS and 44 candidates from Norbu Academy appeared the examination. The total pass percentage of these candidates were 71.0%.

SUBJECT	PELKHIL HSS									NORBU ACADEMY							
	TOTAL APPEARED			PASS %			MEAN	SD	TOTAL APPEARED			PASS %			MEAN	SD	
	TOT	M	F	TOT	M	F			TOT	M	F	TOT	M	F			
ENGLISH I	139	68	71	99.28	100	98.59	49.35	7.48	44	10	34	93.33	90	97.6	47.26	7.75	
ENGLISH II	139	68	71	81.29	79.41	83.1	42.61	7.46	44	10	34	68.18	60	70.59	40.57	9.27	
DZONGKHA I	139	68	71	89.2	89.71	88.73	52.23	11.19	44	10	34	75	80	73.53	46.95	11.48	
DZONGKHA II	139	68	71	96.4	95.59	97.18	53.57	9.14	44	10	34	100	100	100	60.08	8.01	
DZONGKHA RIGZHUNG	3	2	1	100	100	100	61.5	15.40	3	2	1	100	100	100	60.33	14.15	
GEOGRAPHY	63	26	37	98.41	100	97.3	27.71	7.60	19	5	14	89.47	60	100	21.53	8.50	
ECONOMICS	116	54	62	72.4	77.78	67.74	45.91	12.81	34	5	29	29.4	40	27.59	30.29	13.58	
COMMERCE	76	42	34	84.21	90.48	76.47	48.88	12.10	25	5	20	32	60	25	34.46	11.87	
ACCOUNTANCY	76	42	34	72.36	76.19	67.65	33.28	16.38	25	5	20	56	50	60	21.56	8.72	
COMPUTER STUDIES	11	5	6	81.81	100	66.67	42.86	12.29	7	5	23	57.14	50	60	32.00	10.22	
BUSINESS MATHEMATICS	84	47	37	69.04	80.85	54.05	52.15	22.86	28	5	14	16.42	40	47.83	38.82	14.75	
MEDIA STUDIES	25	10	15	100	100	100	23.41	5.15	-	-	-	-	-	-	-	-	
HISTORY-(OLD CURRICULUM)	45	17	28	75.55	94.12	64.29	50.34	15.99	19	5	14	20	40	42.86	37.26	17.55	

100% pass percentage was secured in:

- » Dzongkha Rigzhung by both the centres,
- » Media Studies by Pelkhil HSS and
- » Dzongkha II by Norbu Academy.

6.3 NON FORMAL EDUCATION INSTRUCTOR SUBJECT/PAPER-WISE PERFORMANCE

34 NFEI candidates appeared the examination from various BHSEC centers.

SUBJECT	TOTAL APPEARED	PASS%		
	TOT	M	F	
ENGLISH I	34	58.82	50	59.37
ENGLISH II	34	11.76	0	12.5
DZONGKHA I	34	94.11	100	93.75
DZONGKHA II	34	94.11	100	93.75
DZONGKHA RIGZHUNG	1	100	100	100
GEOGRAPHY	34	73.54	50	75
ECONOMICS	15	0	0	0

SUBJECT	TOTAL APPEARED	TOT	PASS%	
			M	F
MEDIA STUDIES	17	100	-	100
HISTORY- NEW	2	50	-	50
HISTORY-OLD	28	0	0	0
ENVIRONMENTAL SCIENCE	3	100	-	100
AGRICULTURE FOR FOOD SECURITY	2	0	0	0

100% pass was recorded in following subjects: Environmental Science, Dzongkha Rigzhung and Media Studies.

CHAPTER 7: LANGUAGE AND CULTURE STUDIES CERTIFICATE (X) 2018 EXAMINATION

7.1 GENERAL INFORMATION

Language and Culture Studies Certificate (LCSC X) was offered by only one center, Language and Culture Institute (LCI).

ENTERED			APPEARED			PASSED			FAILED			PASS %		
TOT	M	F	TOT	M	F	TOT	M	F	TOT	M	F	TOT	M	F
15	10	5	13	9	4	11	7	4	2	2	0	84.62	77.78	100

A total of 15 candidates were registered as Continuing Education (CE) and 13 appeared the examination. The pass percentage was 84.62%.

7.2 OVERALL SUBJECT-WISE PERFORMANCE

SUBJECT	APPEARED			PASS %			MEAN		
	TOT	M	F	TOT	M	F	TOT	M	F
ENGLISH	13	9	4	84.62	77.78	100.00	43.00	43.56	41.75
DZONGKHA	13	9	4	100.00	100.00	100.00	61.62	62.89	58.75
NGAGDON	13	9	4	100.00	100.00	100.00	64.92	69.67	54.25
KANED SELWAI MELONG	13	9	4	100.00	100.00	100.00	64.77	69.89	53.25
NYERKHOI NAMSHED	13	9	4	92.31	88.89	100.00	56.62	58.67	52.00

Out of the 13 candidates who appeared the examination, 100% pass was recorded for female candidates. For the male candidates, 100 % pass was recorded for all subjects except English and Nyerkhoei Namshed.




7.3 NUMBER OF CANDIDATES WHO WERE UNSUCCESSFUL BECAUSE OF FAILING IN COMPULSORY SUBJECT/S (DZONGKHA, ENGLISH OR NGAGDON)

Two candidates could not secure the passing mark (35%) in the compulsory subject/s.

TOTAL APPEARED	FAILED IN ENGLISH
13	02

7.4 NATIONAL TOPPERS

The National Toppers of the LCSC (X) 2018 Examination are as follows:

POSITION	NAME	INDEX NUMBER	SCHOOL	SCORE	PHOTO
FIRST	SHERAB DORJI	110183330012	LANGUAGE & CULTURE INSTITUTE	77.6	
SECOND	SHERAB JAMTSHO	110183330001	LANGUAGE & CULTURE INSTITUTE	70.6	
THIRD	SONAM DORJI	110183330003	LANGUAGE & CULTURE INSTITUTE	70.2	

7.5 NATIONAL SUBJECT TOPPERS

SUBJECT	NAME	INDEX NUMBER	MARK
ENGLISH	SHERAB JAMTSHO	110183330001	58
DZONGKHA	SHERAB DORJI	110183330012	82
NGAGDON	SHERAB DORJI	110183330012	93
KANED SELWAI MELONG	SHERAB DORJI	110183330012	90
NYERKHOI NAMSHED	SONAM DORJI	110183330003	80

CHAPTER 8: LANGUAGE AND CULTURE STUDIES CERTIFICATE (XII) 2018 EXAMINATION

8.1 OVERALL INFORMATION

A total of 404 candidates registered for the examination from four centers (Taktse Central School, Language and Culture Institute, Desi High School and Sonam Kuenphen HSS). 389 candidates appeared the examination and 266 candidates passed the examination; the overall pass percentage was 68.38 %.

TYPE	REGISTERED			APPEARED			PASS			FAIL			PASS %		
	F	M	TOT	F	M	TOT	F	M	TOT	F	M	TOT	F	M	TOT
Regular Candidates	188	120	308	186	119	305	151	98	249	35	21	54	81.2	82.4	81.6
CE Candidates	59	37	96	53	31	84	10	7	17	43	24	67	18.9	22.6	20.2
Total	247	157	404	239	150	389	161	105	266	78	45	121	67.4	70	68.4

8.2 CENTRE WISE PERFORMANCE IN SUBJECTS

Subjects offered vary from center to center. The table below shows center-wise pass percentage, mean and standard deviation in various subjects.

SUBJECT / SCHOOL	PASS PERCENT			F		M		TOT		
	F	M	TOT	MEAN	SD	MEAN	SD	MEAN	SD	
ENGLISH I										
DESI HIGH SCHOOL	67.35	64.10	65.9	41.82	5.46	42.10	6.43	41.94	5.88	
SONAM KUENPHEN HSS	57.14	100	70	41.57	5.09	43.67	3.79	42.20	4.64	
TAKTSE CS	88.46	89.61	88.8	47.72	6.70	45.91	5.54	47.04	6.34	
LANGUAGE & CULTURE INSTITUTE (CE)	32.08	45.16	39.9	37.98	6.82	39.13	8.14	38.40	7.31	
ENGLISH II										
DESI HIGH SCHOOL	36.73	35.90	36.4	36.76	7.13	36.23	9.07	36.52	8.00	
SONAM KUENPHEN HSS	42.86	33.33	40	37.43	7.04	39.00	1.00	37.90	5.82	
TAKTSE CS	76.15	71.43	74.4	43.90	7.74	42.34	6.28	43.32	7.26	
LANGUAGE & CULTURE INSTITUTE	18.87	12.90	16.6	32.92	7.79	28.03	9.75	31.12	8.83	
DZONGKHA I										
DESI HIGH SCHOOL	100	100	100	68.00	7.52	68.46	7.28	68.20	7.38	
SONAM KUENPHEN HSS	100	100	100	63.00	9.43	65.00	5.00	63.60	8.11	
TAKTSE CS	100	100	100	69.38	6.86	70.34	7.28	69.73	7.01	
LANGUAGE & CULTURE INSTITUTE	96.23	100	97.6	62.34	10.20	66.81	11.38	63.99	10.80	
DZONGKHA II										
DESI HIGH SCHOOL	100	100	100	69.31	6.19	69.51	5.29	69.40	5.78	
SONAM KUENPHEN HSS	100	100	100	59.43	9.40	62.67	7.02	60.40	8.50	
TAKTSE CS	100	100	100	65.64	6.88	67.58	7.71	66.36	7.24	
LANGUAGE & CULTURE INSTITUTE	100	100	100	63.47	8.48	66.58	9.91	64.62	9.10	
CHOEDJUG										

SUBJECT / SCHOOL	PASS PERCENT			F		M		TOT	
	F	M	TOT	MEAN	SD	MEAN	SD	MEAN	SD
DESI HIGH SCHOOL	95.92	94.87	95.5	55.82	8.69	56.92	11.71	56.31	10.10
SONAM KUENPHEN HSS	71.43	66.67	70	43.29	15.16	49.33	14.01	45.10	14.33
TAKTSE CS	91.54	96.10	93.2	52.20	10.31	56.87	11.87	53.94	11.12
LANGUAGE & CULTURE INSTITUTE	30.19	45.16	35.7	35.92	15.48	43.42	18.76	38.69	17.05
NGAGDON & TAGJUG									
DESI HIGH SCHOOL	100	97.44	98.86	65.59	10.25	66.51	12.65	66.00	11.31
SONAM KUENPHEN HSS	85.71	100	90	57.43	12.39	56.33	5.51	57.10	10.46
TAKTSE CS	100	100	100	71.40	9.61	74.82	9.81	72.67	9.80
LANGUAGE & CULTURE INSTITUTE	75.47	96.77	83.3	50.64	16.88	63.55	17.71	55.40	18.19
DRIGLAM									
DESI HIGH SCHOOL	100	100	100	77.23	5.02	77.42	4.12	77.29	4.66
SONAM KUENPHEN HSS	100	100	100	74.57	7.09	72.33	2.52	73.90	6.01
TAKTSE CS	100	100	100	69.40	4.68	75.15	4.24	70.96	5.21
LANGUAGE & CULTURE INSTITUTE	64.29	70.57	66.10	48.86	12.53	49.06	13.58	48.92	12.72
AGRICULTURE FOR FOOD SECURITY									
DESI HIGH SCHOOL	-	-	-	-	-	-	-	-	-
SONAM KUENPHEN HSS	-	-	-	-	-	-	-	-	-
TAKTSE CS	-	100	100	-	-	70	0	70	0
LANGUAGE & CULTURE INSTITUTE	-	-	-	-	-	-	-	-	-
GYELRAB									
DESI HIGH SCHOOL	100	95.45	97.8	58.50	8.16	58.36	12.51	58.43	10.35
SONAM KUENPHEN HSS	-	-	-	-	-	-	-	-	-
TAKTSE CS	100	100	100	66.98	8.45	68.97	10.02	67.88	9.18
LANGUAGE & CULTURE INSTITUTE	72.73	69.23	70.8	48.64	17.01	48.69	14.20	48.67	15.20
LUZHEY & NYENCHANG									
DESI HIGH SCHOOL	100	100	100	81.00	2.83	84.33	5.69	83.00	4.64
SONAM KUENPHEN HSS	-	-	-	-	-	-	-	-	-
TAKTSE CS	100	100	100	68.27	5.04	74.67	6.03	69.64	5.71
LANGUAGE & CULTURE INSTITUTE	-	100	100	-	-	76.00	-	76.00	-
MEDIA STUDIES									
DESI HIGH SCHOOL	100	100	100	67.00	0	66.50	6.36	66.67	4.51
SONAM KUENPHEN HSS	-	-	-	-	-	-	-	-	-
TAKTSE CS	100	100	100	60.80	5.39	61.78	5.79	61.17	5.52
LANGUAGE & CULTURE INSTITUTE	-	-	-	-	-	-	-	-	-
NYENGAG									
DESI HIGH SCHOOL	95.92	92.31	94.3	54.33	9.20	56.44	12.57	55.26	10.80
SONAM KUENPHEN HSS	42.86	66.67	50	40.57	12.15	39.67	14.05	40.30	11.94
TAKTSE CS	83.08	92.21	86.4	49.91	11.36	55.08	10.62	51.83	11.35
LANGUAGE & CULTURE INSTITUTE	20.71	35.48	26.1	30.55	14.21	38.84	18.73	33.61	16.42

8.3 SUBJECT/PAPER WISE PASS PERCENTAGE

All candidates passed in Dzongkha II, Luzhey & Nyencha, Agriculture for Food Security and Media Studies. However, all four centres did not offer all the elective subjects

uniformly and also the number of candidates opting these subjects varied.

PAPERS	NO. OF CANDIDATES	TOTAL NO. OF PASS	PASS %
English I	389	280	71.98
English II	389	204	52.44
Dzongkha I	389	387	99.49
Dzongkha II	389	389	100.00
Choedjug	389	314	80.72
Ngagdon & Tagjug	389	373	95.89
Nyengag	389	289	74.29
Gyelrab	143	135	94.41
Luzhey & Nyencha	20	20	100
Driglam	151	131	86.75
Agriculture for Food Security	1	1	100
Media Studies	74	74	100

Note: The pass percentage reflected here are updated based on the clerical recheck data.

8.4 NUMBER OF CANDIDATES WHO WERE UNSUCCESSFUL BECAUSE OF FAILING IN COMPULSORY SUBJECT/S (DZONGKHA AND ENGLISH)

TOTAL APPEARED	PCNA IN ENGLISH
389	70

70 candidates were not awarded pass certificate as they failed to secure the minimum of 40 marks in English.

8.5 COMPARISON OF MEAN MARKS WITH AND WITHOUT INTERNAL ASSESSMENT




Subjects like Driglam, Luzhey & Nyencha, Media Studies and AgFS are assessed both externally (written examination) and internally (school based practical assessment) with a 50% weighting each.

SUBJECTS	APPEARED	WITH INTERNAL ASSESSMENT		WITHOUT INTERNAL ASSESSMENT	
		MEAN	SD	MEAN	SD
Driglam	151	63.97	15.15	51.93	11.84
Luzhey & Nyencha	20	73.25	7.76	74.30	9.24
Media Studies	74	61.39	5.57	43.76	6.52
AgFS	1	70.00	-	40.00	-

Difference was recorded between mean scores with and without internal assessment for subjects such as Driglam, Luzhey & Nyencha and AgFS.

The data show that mean scores of subjects with component of internal assessment marks given by the centres are considerably higher than the mean scores of those subject which are assessed 100% externally.

8.6 NATIONAL LCSC XII TOPPERS

RANK	NAME	INDEX NO	SCHOOL	TOTAL	AVG	PHOTO
1	TSSHERING DORJI	112181400046	DESI HIGH SCHOOL, THIMPHU	313	78.25%	
2	JIGME ZANGMO	112180510042	TAKTSE CS, TRONGSA	311	77.75%	
3	NORBU WANGDI	112180510013	TAKTSE CS, TRONGSA	308	77%	

8.7 NATIONAL SUBJECT TOPPERS

SUBJECT	NAME	INDEX NO.	SCHOOL	MARKS
English	Kinley Wangmo	112180510111	Taktse CS	60
Dzongkha	Ugyen Dorji	112183330002	LCI	87
Choedjug	Sonam Dorji	112180510151	Taktse CS	84
Ngagdon & Tagjug	Sonam Dorji	112180510151	Taktse CS	94
	Ugyen Dorji	112183330002	LCI	94
Nyengag	Kuenzang Dhendup	112181400035	Desi HSS	83
Gyelrab	Norbu Wangdi	112180510013	Taktse CS	88
	Jigme Zangmo	112180510042	Taktse CS	88
Luzhey & Nyencha	Karma Lhendup Dorji	112181400073	Desi HSS	88
Media Studies	Kinley Wangmo	112180510111	Taktse CS	76
AgFS	Tshering Tenzin	112180510201	Taktse CS	70
Driglam	Kelzang Choden	112181400056	Desi HSS	90

CHAPTER 9: CLERICAL RECHECK

Standard clerical recheck procedure:

1. Receive recheck application
2. Clerical recheck of answer scripts by subject coordinators
3. Submission of recheck results to BCSEA management for endorsement
4. Declaration of the clerical recheck results

ལེ་ཚན་ཇིག་ལ། ལན་ཤོག་བསྐྱར་ཞིབ།

ལན་ཤོག་བསྐྱར་ཞིབ་ཀྱི་ བྱ་རིམ་ཚད་ལྡན།

1. ལན་ཤོག་བསྐྱར་ཞིབ་ཀྱི་ ལུ་ཡིག་ཚུ་ རོས་ལེན་འབད་ཡི།
2. ལན་ཤོག་བསྐྱར་ཞིབ་འདི་ ཚོས་ཚན་འགོ་འདྲེན་པ་ཚུ་གིས་ འབདམ་ཡིན།
3. ལན་ཤོག་ བསྐྱར་ཞིབ་འབད་ཡོད་པའི་ ལྷན་འབྲེས་ཚུ་ བཀོད་ཚོགས་ཀྱི་ བདག་སྲོལ་ཚོགས་ཚུང་ལུ་ ལྷན་འབྲེས་ ལུ་སྟེ་
4. གསལ་བསྒྲགས་ཀྱི་དོན་ལུ་ ཆ་འཇོག་གནང་ཞིན་མ་ལས་ ལྷན་འབྲེས་ཚུ་ གསལ་བཏོན་འབདམ་ཡིན།

9.1 BHUTAN CERTIFICATE OF SECONDARY EDUCATION (X) EXAMINATION

The clerical re-check applications were received from 30 January to 7 February, 2019. A total of 34 candidates applied for recheck in 115 papers. However, there were no changes in the marks of all the candidates. Compared to 2018, there were less of candidates who applied for recheck.

The details of which are given below:

SL. #	SUBJECT	NO. OF APPLICANTS
1	English I	08
2	English II	08
3	Dzongkha I	07
4	Dzongkha II	08
5	Economics	02
6	HCG I	11
7	HCG II	12
8	Physics	11
9	Chemistry	14
10	Biology	13

SL. #	SUBJECT	NO. OF APPLICANTS
11	Computer Applications	07
12	Environmental science	01
13	Maths	13
TOTAL PAPERS		115

The recheck results were declared in the BCSEA website on 14 February, 2019.

༧.༡ འབྲུག་འབྲིང་རིམ་བར་མའི་(X)ཚོས་རྒྱགས།

ལན་ཤོག་ བསྐྱར་ཞིབ་ཀྱི་དོན་ལུ་ ལྷ་ཡིག་བརྩུགས་ཚོས་ སྤྱི་ལོ་༢༠༡༩ སྤྱི་ཟླ་༠༡ པའི་ཚེས་༣༠ ལས་ སྤྱི་ཟླ་༠༢ པའི་ སྤྱི་ཚེས་༠༧ ཚུན་ ལེན་ཡི། འདི་ནང་ མི་ མི་ངོམ་ཡོངས་བསྐྱོམས་མི་གྲངས་༣༤ གིས་ ལྷ་ཡིག་བརྩུགས་ཡི། ལན་ ཤོག་བསྐྱོམས་༡༡༥ ཡོད་རུང་ གྲུབ་འབྲས་ལུ་འགྱུར་བ་ གཅིག་ཡང་མ་འབྲོག། སྤྱི་ལོ་༢༠༡༩ ནང་འཕྱད་པ་དྲ་ ལན་ ཤོག་བསྐྱར་ཞིབ་ཀྱི་ ལྷ་ཡིག་བརྩུགས་མི་གྲངས་ཁ་ མར་འབབ་སོང་ལུག།

ཁ་གསལ་ཚུ་འོག་ལུ་ བཀོད་དོ་བཟུམ་ཡིན།

ལན་ཤོག་བསྐྱར་ཞིབ་ཀྱི་ལྷ་ཡིག་ ཚོས་ཚན་ཁག་ལུ་ཐོབ་པའི་ ཐེག་ཁྲམ་༢༥ པ།

ཨང་།	ཚོས་ཚན།	ལྷ་ཡིག་བརྩུགས་མི་གྲངས་ཁ།
༡	ཨིང་ལི་ཤི་དང་པ།	༠༢
༢	ཨིང་ལི་ཤི་གཉིས་པ།	༠༢
༣	ཚོང་ཁ་དང་པ།	༠༧
༤	ཚོང་ཁ་གཉིས་པ།	༠༢
༥	དཔལ་འབྱོར་རིག་པ།	༠༩
༦	འབྲུང་རབས་དང་འཛམ་གླིང་རྒྱས་བཤའ་	༡༡
༧	འབྲུང་རབས་དང་འཛམ་གླིང་རྒྱས་བཤའ། ༢	༡༩
༨	སྤྱི་སྡུག་རིག་པ།	༡༡
༩	རྩིས་སྤྱོད་རིག་པ།	༡༤
༡༠	དངོས་ཁམས་རིག་པ།	༡༩
༡༡	སློབ་རིག	༠༧
༡༢	མཐའ་འཁོར་ཚན་རིག	༠༡
༡༣	ཨང་རྩིས།	༡༩

མངའ།	ཚོས་ཚན།	ཞུ་ཡིག་བཅུགས་མིའི་གྲངས་ལ།
	ལན་ཤོག་ཡོངས་བསྟོམས་	༡༡༥

ལན་ཤོག་བསྐྱར་ཞིབ་གྲུབ་འབྲས་འདི་ སྤྱི་ལོ་༢༠༡༩ སྤྱི་ཟླ་༢ པའི་ཚེས་༡༤ ལུ་ འབྲུག་གི་སློབ་གྲྭའི་ཚོས་ཚུགས་དང་
བརྟག་ཞིབ་ཚོགས་སྡེའི་ཡོངས་འབྲེལ་ཐོག་ལས་ གསལ་བསྐྱགས་འབད་ཡི།

9.2 BHUTAN HIGHER SECONDARY EDUCATION CERTIFICATE (XII) EXAMINATION

The clerical re-check applications were received from 29 January to 4 February, 2019. A total of 376 candidates applied for recheck in 859 papers. However, there were no changes in the marks of all the candidates.

The details of which are given below:

SL. NO.	SUBJECT	NO. OF APPLICANTS
1	English I	183
2	English II	186
3	Dzongkha I	59
4	Dzongkha II	66
5	Economics	18
6	History	10
7	Geography	33
8	Physics	44
9	Chemistry	86
10	Biology	41
11	Computer Studies	01
12	Commerce	29
13	Accountancy	17
14	Mathematics	50
15	Business Mathematics	33
16	Media Studies	03
	TOTAL PAPERS	859

The recheck results were declared in the BCSEA website on 14 February, 2019.

༩.༢ འབྲུག་འབྲིང་རིམ་གོང་མིའི་(XII)ཚོས་ཚུགས།

ལན་ཤོག་ བསྐྱར་ཞིབ་ཀྱི་དོན་ལུ་ ཞུ་ཡིག་བཅུགས་ཚུ་ སྤྱི་ལོ་ ༢༠༡༩ སྤྱི་ཟླ་ ༠༡ པའི་ཚེས་ ༢༩ ལས་ སྤྱི་ཟླ་༠༢
པའི་སྤྱི་ཚེས་༠༤ ཚུན་ ལེན་ཡི། འདི་ནང་ མི་ མི་ངོམ་ཡོངས་སྟོམ་མི་གྲངས་ ༣༧༤ གིས་ ཞུ་ཡིག་བཅུགས་ཡི། ལན་
ཤོག་སྟོམ་ ༡༥༥ ཡོད་རུང་ གྲུབ་འབྲས་ལུ་འགྱུར་བ་ གཅིག་ཡང་མ་འཕྱོར།

ཁ་གསལ་ཚུ་འོག་ལུ་ བཞོད་དོ་བཟུམ་ཨིན།

ལན་ཤོག་བསྐྱར་ཞིབ་ཀྱི་ལྷ་ཡིག་ཚོས་ཚན་ཁག་ལུ་ཐོབ་པའི་ཐོག་ཁྲམ་༢༤ པ།

ཨང་།	ཚོས་ཚན།	ལྷ་ཡིག་བརྩམས་མིའི་གྲངས་ལ།
༡	ཨིང་ཡིག་དང་པ།	༡༥༣
༢	ཨིང་ཡིག་གཉིས་པ།	༡༥༤
༣	ཚོང་ཁ་དང་པ།	༥༩
༤	ཚོང་ཁ་གཉིས་པ།	༤༤
༥	དཔལ་འབྱོར་རིག་པ།	༡༥
༦	འབྲུང་རབས།	༡༠
༧	འཇམ་གླིང་རྒྱས་བཤད།	༣༣
༨	སྐྱེས་ལྡན་རིག་པ།	༤༤
༩	རྣམ་སྐྱོར་རིག་པ།	༥༤
༡༠	དངོས་ཁམས་རིག་པ།	༤༡
༡༡	མྱོག་རིག།	༠༡
༡༢	ཚོང་རིག།	༥༩
༡༣	ཕྱིས་རིག།	༡༧
༡༤	ཨང་རྩིས།	༥༠
༡༥	ཚོང་འབྲེལ་ཨང་རྩིས།	༣༣
༡༦	བརྟ་བརྟུང།	༠༣
ལན་ཤོག་ཡོངས་བསྐྱོམས་		༥༥༩

ལན་ཤོག་བསྐྱར་ཞིབ་ཀྱི་འབྲུག་འབྲུག་འདི་ ལྷ་ཡི་༣༠༡༩ ལྷ་ལྷ་༩ པའི་ལྷ་ཚོས་༡༤ ལུ་ འབྲུག་གི་སྐོབ་ལྷ་ཚོས་རྒྱགས་དང་
བརྟ་ཞིབ་ཚོགས་སྤེའི་ཡོངས་འབྲེལ་ཐོག་ལས་ གསལ་བསྐྱགས་འབད་ཡི།

9.3 LANGUAGE AND CULTURE STUDIES CERTIFICATE (XII) EXAMINATION

A total of 8 candidates applied for recheck in 13 papers. There were changes in the marks of two candidates.

SL. NO.	SUBJECT	NO. OF APPLICANTS
1	English I	04
2	English II	04
3	Dzongkha I	01
4	Dzongkha II	01
5	Choedjug	01
6	Driglam	01
7	Ngagdon-Tagjuk	01
TOTAL PAPERS		13

The recheck results were declared in the BCSEA website on 14 February, 2019.

༩.༣ རྒྱ་ཡིག་དང་ལམ་སྐོལ་སློབ་སྦྱོང་གི་ལག་འཁྲུང་(XII)ཚཱ་རྒྱགས།

མི་ངོམ་ཡོངས་བསྐྱོམས་མི་གྲངས་༥ གྱིས་ལྷ་ཡིག་བརྩམས་ཡི། ལན་ཤོག་བསྐྱོམས་ ༡༣ ཡོད་ས་ལས་ མི་ངོམ་གཉིས་གྱི་
གྲུབ་འབྲས་ལུ་འགྱུར་བ་ འཕྲོན་ཡི།

ཨང་།	ཚཱ་ཚན།	ལྷ་ཡིག་བརྩམས་མིའི་གྲངས་ལ།
༡	ཨིང་ལི་ཤ་༡ བ།	༠༤
༢	ཨིང་ལི་ཤ་༢ བ།	༠༤
༣	ཚོང་ཁ་༡ བ།	༠༡
༤	ཚོང་ཁ་༢ བ།	༠༡
༥	ཇོལ་དུག་།	༠༡
༦	ཐུག་ལམ།	༠༡
༧	དག་སྐྱོན་/ཉགས་འཇུག།	༠༡
ལན་ཤོག་ཡོངས་བསྐྱོམས་		༡༣

ལན་ཤོག་བསྐྱུར་ཞིབ་གྲུབ་འབྲས་འདི་ སྤྱི་ལོ་༢༠༡༩ སྤྱི་ཟླ་༢ པའི་ཚེས་༡༤ ལུ་ འབྲུག་གི་སློབ་གྲུའི་ཚཱ་རྒྱགས་དང་
བརྩམ་ཞིབ་ཚཱ་རྒྱགས་སྤེའི་ཡོངས་འབྲེལ་ཐོག་ལས་ གསལ་བསྐྱུགས་འབད་ཡི།

“An internationally recognized centre of excellence in educational assessment that provides quality services to build the integrity and profile of the education system leading to an improvement in the quality of learning in Bhutan”

{ Vision - Bhutan Council for School Examinations and Assessment, Bhutan }